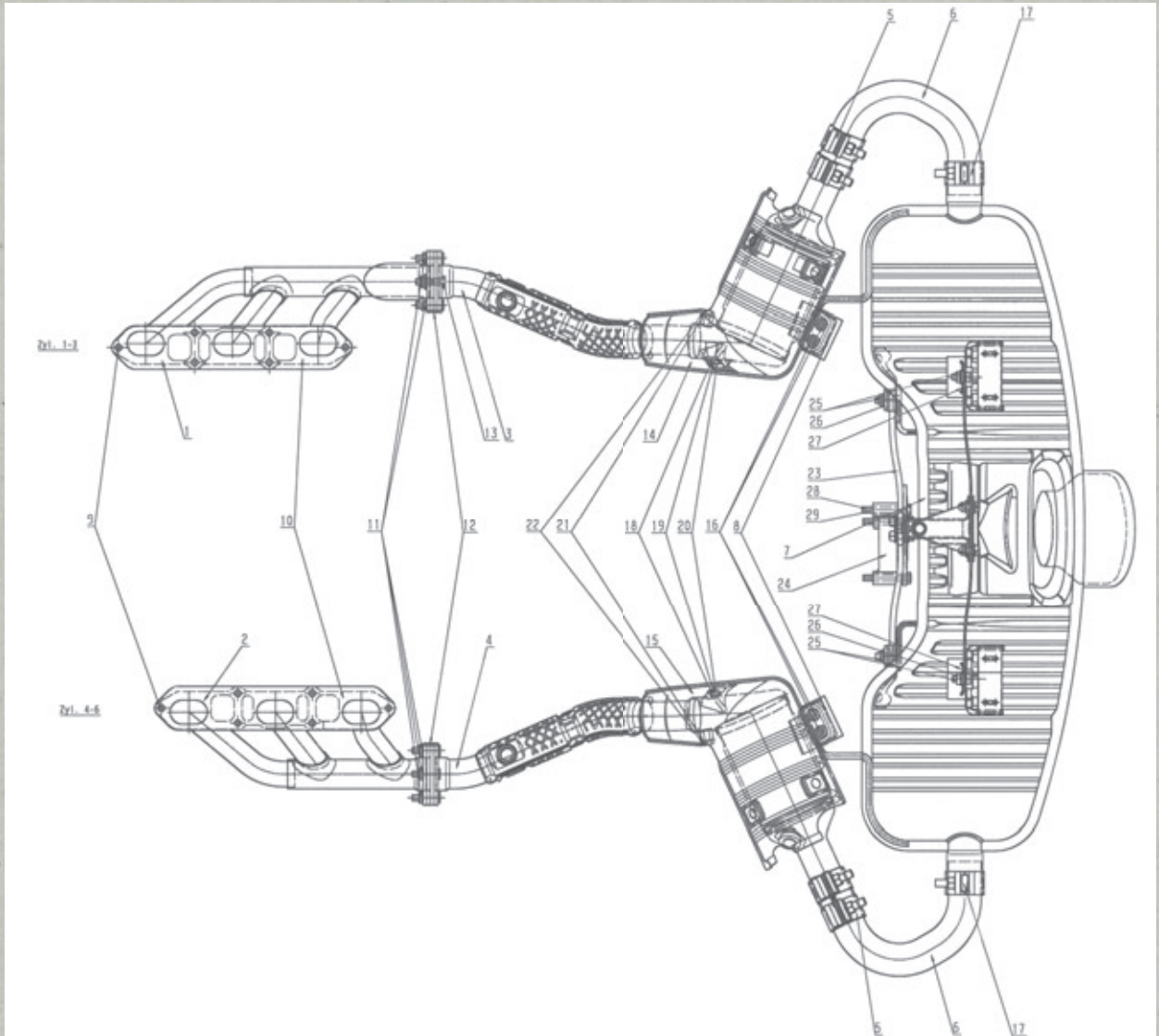


ORIGINALE

Teile
Typen
Technik

03 | News and products from Porsche Classic



PORSCHE

1993



Grant Larson, long-time Designer and Head of Special Projects at Style Porsche, working in the Porsche Development Center in Weissach. For more about Grant Larson, see page 82.

ORIGINALE 03 – the Porsche Classic catalog

Dear reader,

I have been a designer at Porsche for 27 years and I am still just as enthusiastic about my work as on the first day. The history of the company has fascinated me from an early age, especially when I realized that I would be helping to write this history! In this context, it is wonderful to see how much Porsche Classic invests to preserve these great vehicles, especially the 986 and 996, which are both very close to my heart. Before the first ideas for these two models were formed in the autumn of 1991, we had three model series which had very little in common. The idea was to create a smart platform solution that would put Porsche back on track.

We also had to define this new direction from a design perspective. With the support of Chief Designer, Harm Lagaay, we were able to grant the management a brief glimpse into the future. It was 1991 and there was still a long way to go! At the Detroit Motor Show in 1993 we introduced the Boxster con-

cept car to an enthusiastic audience. From this moment on there was once again a belief in a positive future.

Revising a vehicle is in itself a simple task, as long as there is no company history and no predecessor models. But as soon as there is a company history, the challenge is much greater. In addition to the stylistic challenges there were many technical aspects to consider, and some changes were inevitable. An increase in size was necessary purely for safety reasons. Once we had dealt with the most important “packaging” questions, we were able to start working on the actual design. We looked to the past and settled not only on the Porsche 550 Spyder, but also on its successor model, the 718. This model was designed primarily as a racing car. It was the “great-grandfather” of the new Porsche Boxster. We did not want to imitate the 550 or 718, but to respect them.

One of our main goals was to “wrap” the body around the

chassis as closely as possible, as had been done with racing cars in the past. This approach was intended to produce a tailor-made packaging with minimal surface resistance. The Boxster was meant to have soft lines and few or no hard edges. The design also had to be functional, without unnecessary details. Everything is purposefully designed. A classic case, where functionality shapes the form. Design of this kind will last for a long time.

The end result was a vehicle which looked fantastic and exhibited outstanding performance. It was more than worthy of the Porsche emblem on the bonnet, would bring a breath of fresh air into the company and provide a positive view of the future. This journey was marked by a unique vibe that I wanted to rekindle when I was asked to create the designs that you will find later in this book.



Grant Larson

2018 03

Classic Parts

New and proven

Browse a selection of product highlights and reissues from our comprehensive range of more than 52,000 Porsche Classic Genuine Parts. Our Porsche Classic Partners and Porsche Centers will be pleased to give you any advice that you might need.

Go to www.porsche.com/classic for further details.



Part 01

On the following pages, we showcase a selection of Porsche Classic Genuine Parts organized by component.



Engine



Sealing ring for oil pump
Part no. **PCG115147**

924 (1976–1985)
924 Turbo (1979–1982)



Gasket
Part no. **61610086200**

For vehicles with a Zenith carburettor only.

356 B (1960–1963)
356 C (1963–1965)



Cap nut for crankcase
Part no. **99907000403**

356 (1950–1965)
914/6 (1970–1972)
911 F (1965–1973), also for **912**
911 G (1974–1977)
911 Turbo (1975–1977)



Oil cooler for Motoroil
Part no. **92810721201**

Reissued by Porsche Classic for efficient Motoroil cooling: The oil cooler keeps the Motoroil at a constant temperature.

928 S4 (1990–1991)
928 GT (1989–1991)
928 GTS (1992–1995)



Sealing ring
Part no. **61610890407**

356 B (1960–1963)
For 356 B T6 only
356 C (1963–1965)
911 F (1965–1968), also for 912



Filler neck
Part no. **90110764002**

911 F (1969–1971)



Insulating flange
Part no. **61610839000**

356 B (1960–1963),
for **356 B S90**
with **1600 cm³ engine only**

356 C (1963–1965), for **356 C**
and **SC** with **1600 cm³ engine only**



Gasket set for upper and lower valve cover
Part no. **PCG10491100**

For 356 Carrera 2 only.

356 B (1960–1963)
356 C (1963–1965).



Connecting rod bolt
Part no. **92810317303**

924 S (1986–1988)
928 (1978–1995)
944 (1982–1991)
968 (1992–1995)



Hose
Part no. **92811063300**

928 S4 (1987–1991)
928 GT (1989–1991)
928 GTS (1992–1995)



Washer

Part no. **99903108302**

914/6 (1970–1972)
911 F (1965–1973)
911 Turbo (1975–1977)



Hexagon nut

Part no. **99903404001**

924 (1976–1985)
924 Turbo (1979–1982)



Complete reverse lever

Part no. **90111005700**

911 F (1969–1971),
for **911 E/S** only



Stud bolt M10x69

Part no. **99906103402**

914/6 (1970–1972)
911 F (1965–1973)
911 G (1974–1986)



Washer

Part no. **99903106202**

356 (1950–1965)
911 F (1965–1969), for **912** only



Hexagon head bolt M12x1.5x18

Part no. **93110220200**

924 Turbo (1981–1982)



Complete reverse lever

Part no. **91111007300**

For vehicles with mechanical injection only.

911 F (1972–1973)
911 G (1974–1977).



Hexagon head bolt M12x1.5x20

Part no. **90008302108**

924 Turbo (1979–1982)



Hexagon head bolt M12x1.5x22

Part no. **N 0401101**

924 (1976–1985)



Sealing cap for valve cover

Part no. **026103485A**

Sealing cap for oil filler neck on valve cover.

924 (1980–1985)
924 Turbo (1980–1982)



Bolt

Part no. **90110117300**

914/6 (1970–1972)
911 F (1965–1973)
911 G (1974–1977), with **2.7 l** displacement



Hexagon head bolt M8x20

Part no. **N 0102407**

924 (1976–1985)
924 S (1986–1988)
928 S (1983–1984)
944 (1982–1985)

Fuel / exhaust system



Exhaust trim, black
Part no. **477253192D**

Reissued: black exhaust trim with robust, high-quality coating. Produced by an established Classic supplier.

944 (1982–1991)



Tailpipe
Part no. **61611122301**

Tailpipe for the exhaust system, for mounting on the exhaust manifold.

356 A (1957–1959),
with **1600 cm³ S engine**

Transmission



Exhaust pipe
Part no. **95911151502**

959 (1987–1988)



Exhaust manifold
Part no. **61611122101**

Exhaust manifold for the exhaust system, for mounting on the silencer.

356 A (1957–1959), with
1600 cm³ S engine



Right heater control box
Part no. **90121100822**

911 F (1965–1973)
911 G (1974–1986)



Left heater control box
Part no. **90121100722**

911 F (1965–1973)
911 G (1974–1986)



Release bearing
Part no. **92811608525**

928 (1978–1982)
928 S (1980–1986)



Sealing washer
Part no. **95942124700**

959 (1987–1988)



Spacer ring 2.5 mm
Part no. **90133226501**

914/6 (1970–1972), with **Spor-**
tomatic transmission type 905
911 F (1965–1970), also for **912**



Transmission mount
Part no. **91437502500**

914 (1970–1976)



Ball bearing
Part no. **90005200300**

356 pre A (1950–1955)
356 A (1955–1959)



Bearing bush in transmission housing
Part no. **91530112501**

911 F (1972–1973)
911 G (1974–1976)
911 Turbo (1975–1976)



Oil pump wheel for transmission oil pump
Part no. **93030724102**

928 GTS (1992–1995)
944 (1985–1991)
911 G (1984–1986), for **Carrera**
and **Turbo only**



O-ring
Part no. **99970101201**

911 F (1972–1973), for **911**
Carrera RS 2.7 only



O-ring
Part no. **99970128101**

911 F (1972–1973), for **911**
Carrera RS 2.7 only
959 (1987–1988)



Oil sump gasket for the oil pan of the automatic transmission
Part no. **1152711680**

928 (1978–1982)
928 S (1980–1983)

For vehicles with transmission identifier code A22.01 and A22.04 only.



Radial shaft sealing ring
Part no. **99911324740**

924 (1981), for **924 Carrera GT** with gearbox type **G31.03 only**
924 Turbo (1979–1982), with transmission type **G31.01**



Reverse lever set
Part no. **98642601301**

986 (1997–2004)



Tappet for reversing light switch
Part no. **74130301700**

356 B (1960–1963)
356 C (1963–1965)

Front axle / steering



Hose clamp
Part no. **95934929601**

959 (1987–1988)



Protective cover for vibration damper
Part no. **171412135**

924 (1976–1988)
944 (1982–1985)
944/2 (1986)



Oil reservoir for power steering
Part no. **99334701501**

Reissued by Porsche Classic: oil reservoir to hold oil for the power steering system. Produced by an established Classic supplier.

959 (1987–1988)
964 (1989–1994)
993 (1994–1998)



Hexagon head bolt M8x62
Part no. **90007413502**

914 (1970–1976)
928 (1978–1982)
928 S (1980–1986)
911 F (1965–1973)
911 Turbo (1975–1977)



Front wheel hub
Part no. **90134106509**

Porsche Classic has reissued the original, "Made in Germany" front wheel hubs for your classic car. Manufactured using the production method of that time and with the original surface.

356 C (1963–1965)
911 F (1965–1967)



Front wheel hub
Part no. **91134106510**

Porsche Classic has reissued the original, "Made in Germany" front wheel hubs for your classic car. Manufactured using the production method of that time and with the original surface.

911 G (1974–1983), **excluding 911 with Turbo Look**
911 G (1984–1989), **Carrera only**



Front wheel hub
Part no. **90134106510**

Porsche Classic has reissued the original, "Made in Germany" front wheel hubs for your classic car. Manufactured using the production method of that time and with the original surface.

914/6 (1970–1972)
911 F (1968–1973)

Rear axle



Hexagon head bolt M14x1.5x95
Part no. **90008204902**

The M14x1.5x95 hexagon head bolt is used to attach the vibration damper (PCG33305102) to the rear axle.

911 F (1972–1973)



Wheel bearing, rear axle
Part no. **95933106501**

959 (1987–1988)



Screw
Part no. **9001190340C**

911 F (1965–1973)



Hexagon head bolt M10x57
Part no. **9990740070A**

356 B (1960–1963)



Rear suspension cover
Part no. **92833315102**

928 (1978–1995)



Castle nut
Part no. **64433227100**

356 (1950–1965)

Wheels / brakes



Set of fastening parts for brake shoe
Part no. **PCG35103301**

356 pre A (1950–1955)
356 A (1955–1959)
356 B (1959–1963)



Brake hose bracket
Part no. **91435566501**

356 (1950–1963)
914/6 (1970–1972)
911 F (1965–1973)



Spring nut
Part no. **99950721201**

356 (1950–1965)



Half-round screw M3x4
Part no. **90001600101**

356 pre A (1950–1955)
356 A (1955–1959)
356 B (1959–1963)



Hand brake cable
Part no. **356 24020**

356 pre A (1950–1955)
356 A (1955–1959)



Sleeve for main brake cylinder
Part no. **96435548300**

964 (1989–1994)
993 (1994–1998)



Bearing pin
Part no. **211609601B**

924 (1976–1985)
924 Turbo (1979–1982)



Hub cap set
Part no. **PCG36130307**

A truly authentic look and feel: The hub caps for the Porsche 914, produced from an aluminium blank, have been reissued. The treated surface provides improved corrosion protection. The set comprises four hub caps.

Suitable for wheels with a hub-hole diameter of 60 mm.

914 (1970–1976)

Bodywork



Cover, Boxster Red
Part no. **9965555711M33**

996 (2004–2005), **only for 911 Coupé with M652** (without electric sliding roof) **and M265** (automatically dimming interior mirror)



Cover
Part no. **PCG42450102**

914 (1973–1976)



Outer cover, Space Grey
Part no. **99655215504B18**

986 (1998–1999)



Adapter for electrics assembly set for exterior mirror
Part no. **PCG73102806**

924 (1980–1988)
928 (1978–1982)
928 S (1980–1986)
944 (1982–1985)
944 Turbo (1985)
911 G (1978–1986)



Upper stop for vent window frame
Part no. **91153175302**

Two pieces required.

911 F (1969–1973)
911 G (1974–1976)
911 Turbo (1975–1976)



Upper crank arm
Part no. **96457234301**

964 (1989–1994)
993 (1994–1998)



Mounting clip
Part no. **9995913010C**

356 (1950–1965)



Tapping screw, BZ 6.3x19
Part no. **90018701002**

928 (1978–1995)
911 F (1965–1973)
911 G (1974–1989)
959 (1987–1988)
964 (1989–1994)
993 (1994–1998)



Black carpet floor cover
Part no. **964551015005FV**

For left-hand drive with M484
(manual transmission) only.

964 (1989–1994)
993 (1994–1998)



Gasket
Part no. **91150449102**

For left-hand drive vehicles only.

911 F (1965–1973), also for **912**
911 G (1974–1989)



Gasket for water collection tray
Part no. **90157129220**

911 F (1965–1968)



Spacer bushing
Part no. **91155914500**

911 G (1974–1989)



Spacer washer, 1.5 mm
Part no. **90154342120**

911 F (1965–1973)
911 G (1974–1977)
911 Turbo (1975–1977)



Spacer washer, 3 mm
Part no. **90154342220**

911 F (1965–1973)
911 G (1974–1977)
911 Turbo (1975–1977)



Rubber-metal bearing
Part no. **99970335100**

959 (1987–1988)



**Rubber grommet for the
bowden control cable**
Part no. **914571115110**

914 (1970–1976)
911 F (1969–1973)
911 G (1974–1989)



Door frame piping for A-pillar
1700 mm
Part no. **477867367A**

- 924** (1976–1985)
- 924 Turbo** (1979–1982)
- 944** (1982–1985)
- 944 Turbo** (1985)



Door frame piping for B-pillar
820 mm
Part no. **477867367B**

- 924** (1976–1985)
- 924 Turbo** (1979–1982)
- 944** (1982–1985)
- 944 Turbo** (1985–1985)



Knee protection strip, Burgundy
Part no. **964552073063MX**

- 964** (1989–1994), for left-hand drive vehicles only
- 993** (1994–1998), for left-hand drive vehicles with airbag only



Pan-head screw for cassette box
4.2x25
Part no. **N 90266301**

- 944** (1985–1991)
- 968** (1992–1995)



Air intake grille
Part no. **9115594100070K**

- 911 F** (1965–1973)
- 911 G** (1974–1989)
- 964** (1989–1994)



Metalastic bearing
Part no. **91456303320**

- 914** (1970–1976)



Frame for side vent window
Part no. **64454205603**

- 356 A** (1958–1959)
- 356 B** (1960–1963)
- 356 C** (1963–1965)



Rear wall
Part no. **91455506112702**

The rear wall has been reissued from original stock, with the original surface quality and dimensional accuracy. In black.

- 914** (1970–1974), with 1.8 l and 2.0 l displacement



Glove compartment cover, Burgundy
Part no. **964552125043MX**

- 993** (1994–1998), for left-hand drive only



Seat adjustment switch, left, Boxster Red
Part no. **99661371701M33**

- 986** (1997–2004), for right-hand drive vehicles only
- 996** (1998–2005), with M437 (left comfort seat, electrically adjustable) or M586 (lumbar support – left seat)



Seat adjustment switch, left, Nephrite Green
Part no. **99661371701J33**

- 986** (1997–2004), for right-hand drive vehicles only
- 996** (1998–2005), with M437 (left comfort seat, electrically adjustable) or M586 (lumbar support – left seat)



Seat adjustment switch, left, Satin Black

Part no. **99661371301ERR**

986 (1999), only for **Boxster and Boxster S** with **M010** ("Classic" package), **M012** ("Sport Design" package) or **M016** ("Standard" package)

996 Turbo (2001–2005), only for **911 Turbo and Turbo S** with **M375** (sports seat, backrest, left) **996 GT2** (2001–2005), with **M375** (sports seat, backrest, left)



Seat adjustment switch, left, Cinnamon Brown

Part no. **99661371701P13**

986 (1997–2004), for right-hand drive vehicles only

996 (1998–2005), with **M437** (left comfort seat, electrically adjustable) or **M586** (lumbar support – left seat)



Seat adjustment switch, right, Satin Black

Part no. **99661371401ERR**

986 (1999), only for **Boxster and Boxster S** with **M010** ("Classic" package), **M012** ("Sport Design" package) or **M016** ("Standard" package)

996 Turbo (2001–2005), only for **911 Turbo and Turbo S** with **M376** (sports seat, backrest, right) **996 GT2** (2001–2005), with **M376** (sports seat, backrest, right)



Gear lever knob, Natural Brown

Part no. **99642498102T11**

The gear lever knobs made from dark maple rootwood and aluminum with brown natural leather are once again available from the original stock, with the original look and dimensional accuracy. They are produced by hand.

986 S (1999–2000)
996 (1998–2005)



Seat adjustment switch, left, Space Grey

Part no. **99661371701B13**

986 (1997–2004), for right-hand drive vehicles only

996 (1998–2005), with **M437** (left comfort seat, electrically adjustable) or **M586** (lumbar support – left seat)



Seat adjustment switch, right, Nephrite Green

Part no. **99661371801J33**

986 (1997–2004), only for left-hand drive vehicles with **M010** ("Classic" package) or **M016** ("Standard" package)

996 (1998–2005), with **M438** (right comfort seat, electrically adjustable) or **M513** (lumbar support – right seat)



Seat adjustment switch, right, Space Grey

Part no. **99661371801B13**

986 (1997–2004), for left-hand drive vehicles only

996 (1998–2005), with **M438** (right comfort seat, electrically adjustable) or **M513** (lumbar support – right seat)



Countersunk screw AM5x12

Part no. **9991480050E**

356 (1950–1965)
914 (1973–1976)
911 F (1965–1973)
911 G (1974–1976)



Countersunk screw M8x35

Part no. **99914700102**

911 F (1965–1973)



Sun visor, Chestnut Brown
Part no. **941731031118PQ**

The sun visor in Exclusive Chestnut Brown is available once again from the original stock, with the original colour and dimensional accuracy.

968 (1993–1995), for **968 Cabrio** only



Clamping ring
Part no. **90157192100**

911 F (1969–1973)
911 G (1974–1989)



Cylinder screw M5x8, black
Part no. **90018614307**

911 G (1974–1977),
only for **Coupé**



Fuel cap gasket
Part no. **95920159303**

It took intensive research and many hours scouring the technical archive before the engineers managed to generate CAD data for the fuel cap gasket. Once the original part had finally been digitized, this exclusive component for the Porsche 959 could be reproduced.

959 (1987–1988)



Carbon door opener with "turbo S" logo, left
Part no. **99355598002**

For **911 Turbo S** only.

964 Turbo (1991–1994)
993 Turbo (1995–1998)



Carbon door opener with "turbo S" logo, right
Part no. **99355598102**

For **911 Turbo S** only.

964 Turbo (1991–1994)
993 Turbo (1995–1998)



Door shaft seal
Part no. **91453193910**

914 (1973–1976)



Door trim
Part no. **91455501711702**

The door trim has been reissued from original stock, with the original surface quality and dimensional accuracy. In black.

For vehicles up to serial number 9142430039 (914/6) and up to serial number 4722909016 (914/4) only.

914 (1970–1972)



External door handle trim
Part no. **823837239**

924 (1976–1988)
944 (1982–1985)



Jacking point, front left
Part no. **94450158100**

968 (1992–1995), for **986 Coupé** only



Water drainage hose, 520 mm
Part no. **91157122300**

911 F (1972–1973)
911 G (1974–1975)



Water drainage hose, 600 mm
Part no. **91157122400**

911 G (1975–1989)



Base
Part no. **91163115300**

911 Carrera (1984–1986)
911 Turbo (1984–1986)

Electrical equipment



Double relay for heating
Part no. **95961510901**

959 (1987–1988)



Holder for ignition leads
Part no. **052905471A**

924 (1976–1988)
944 (1982–1991)
968 (1992–1995)



Loudspeaker grille for door speaker
Part no. **91155501300**

Thanks to Porsche Classic, it is once again possible to replace a damaged loudspeaker grille in the door of a Porsche 911 G (up to model year 1982). The grille really stands out with its authentic look and original cotton lining. The plain weave is bonded by hand.

911 G (1974–1982)
911 Turbo (1975–1977)



Loudspeaker set for Coupé and Targa, rear
Part no. **PCG91164520**

The loudspeaker set for the classic Porsche models is intended as a replacement for speaker systems that have worn out over the years.

The set integrates seamlessly into the modern Porsche Classic radio navigation system, whose high performance output can push the original loudspeakers to and beyond their limits.

The set comprises two 90 x 150 mm coaxial loudspeakers. Frequency response 88 Hz–20,000 Hz, impedance 4 Ω, 40 W RMS – 80 W max.

911 Carrera (1988–1989),
with M490 (sound package)
911 Turbo (1988–1989),
with M490 (sound package)
964 (1989–1994)



Headlight cleaning system cover
Part no. **95962825701**

959 (1987–1988)



Cable set with cover for tail light
Part no. **PCG63193102**

Porsche Classic recommends having the cable set replaced professionally, e.g. by your Porsche Classic Partner or authorized Porsche Dealer.

928 (1978–1982)
928 S (1980–1986)



Spark plug connector
Part no. **91160231400**

993 (1994–1998)



Plastic spacer for headlight ring
Part no. **PCG 62117**

356 (1950–1965)



Double relay for heating
Part no. **95961510900**

959 (1987–1988)



Loudspeaker set for Coupé, Cabrio and Targa, front
Part no. **PCG91164510**

The loudspeaker set for the classic Porsche models is intended as a replacement for speaker systems that have worn out over the years.

The set integrates seamlessly into the modern Porsche Classic radio navigation system, whose high performance output can push the original loudspeakers to and beyond their limits.

The set comprises:

- Two 130 mm low mid-tone speakers
- Two 30 mm high-range speakers
- Two branching cables with connectors. Frequency response 60 Hz–20,000 Hz, impedance 4 Ω, 40 W RMS – 80 W max.

An adapter must be used for the Porsche 964 from model year 1993. This is included in the set.

911 Carrera (1988–1989),
with M490 (sound package)
911 Turbo (1988–1989),
with M490 (sound package)
964 (1989–1994)



Distributor rotor
Part no. **055905225B**

Important for keeping your classic car in working order and should therefore be maintained regularly and replaced when worn.

914 (1973–1976), **with 1.8 l and 2.0 l displacement**
924 (1976–1985), **excluding 924 Carrera GT**



Distributor rotor
Part no. **93160290400**

Important for keeping your classic car in working order and should therefore be maintained regularly and replaced when worn.

924 Turbo (1979–1980)



Set of sliding contact, supertone horn and high beam
Part no. **PCG34773100**

356 pre A (1950–1955)
356 A (1955–1959)



Restraining strap 320 mm
Part no. **64461115500**

356 B (1960–1963)
356 C (1963–1965)



Distributor cap
Part no. **113905207C**

914 (1970–1976)
924 (1976–1985)
924 Turbo (1979–1982)


Accessories



Vehicle document folder
Part no. **WKD48051000**

Vehicle document folder made from light Burgundy synthetic leather with an embossed Porsche crest.

914 (1974–1976)
924 (1976–1988)
928 (1978–1982)
928 S (1980–1986)
928 S4 (1987–1989)
944 (1982–1989)
911 G (1974–1989)



Ignition timing adhesive label
Part no. **93000651001**

The key benefit of the original-look adhesive label is its aluminium backing. The original materials forming the aluminium backing film can withstand the heat emitted by the engine for many years. Unique quality.

911 G (1981–1983), **only for 911 SC**



Navigation software for Europe Q2/2016
Part no. **91164220101**

Maps for your navigation system: not classic, but up to date.

Thanks to Porsche Classic, your classic car won't change. But the maps for your navigation system will. That's why a new update for your Porsche Classic radio navigation system was released at the start of 2017 (91164529000). It is available from your Porsche Classic Partner or authorized Porsche Dealer, meaning it's incredibly easy to stay up to date.

914 (1970–1976)
924 (1976–1988)
928 (1978–1995)
944 (1982–1991)
968 (1992–1995)
911 F (1968–1973)
911 G (1974–1989)
959 (1987–1988)
964 (1989–1994)
993 (1994–1998)
986 (1997–2004)

Ignition timing adhesive label
Part no. **90100651001**

Made in Germany: Porsche Classic has reissued the adhesive label for the ignition timing of your 911 S and 911 E in the original gold colour. Its original aluminium composition allows it to withstand the passive heat from the engine.

911 F (1965–1971), **for 911 E/S only**



Pouch for Porsche Classic Motoroil
Part no. **PCG04320900**

The Porsche Classic Motoroil Pouch is used to store and transport the 1-liter Motoroil can and its accessories.

Includes the accessories required for topping up the oil: A filler neck that can be screwed on to the oil can, a pair of disposable gloves and a Porsche Classic machinery-cleaning cloth are supplied in the pouch. The oil can is not supplied with the pouch.

Suitable for the following products:
- Motoroil 20W-50, 1 liter (00004320928)
- Motoroil 10W-60, 1 liter (00004320930)

356 (1950–1965)
914 (1970–1976)
924 (1976–1988)
928 (1978–1995)
944 (1982–1991)
968 (1992–1995)
911 F (1965–1973)
911 G (1974–1989)
959 (1987–1988)
964 (1989–1994)
993 (1994–1998)

Can't find the part you want?

Visit www.porsche.com/classic-explorer for regular updates on highlights, reissues and accessories – simply click on your model. If the genuine part you need is not available from your Porsche Classic Partner or Porsche Center, contact us using the feedback form on our website at www.porsche.com/classic. You can find it in every sub-section of the "Genuine Parts" category.

Information on availability and installation in different countries is available from your Porsche Partner.



Part 02

On the following pages, we showcase a selection of Porsche Classic Genuine Parts organized by model.

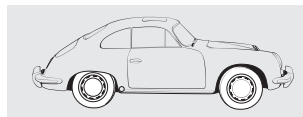


356

1950 – 1965

Produced examples **77,766**

Available parts numbers **2,100**



Engine

Sealing ring for fuel pump cover (1960–1963), for 365 B T6 only
Part no. **61610890407**

Gasket for side carburetor cover (1960–1965), with Zenith carburetor
Part no. **61610086200**

Cap nut for crankcase (1950–1965)
Part no. **99907000403**

Insulating flange (1960–1965), for 356 B S90 with 1,600 cm³ engine and 356 C and SC with 1,600 cm³ engine only
Part no. **61610839000**

Gasket set for upper and lower valve cover (1960–1965), for 356 Carrera 2 only
Part no. **PCG10491100**

Washer for cylinder head nut (1950–1965)
Part no. **99903106202**

Fuel/exhaust system

Exhaust manifold (1957–1959), with 1,600 cm³ S engine
Part no. **61611122101**

Tail pipe (1957–1959) with 1,600 cm³ S engine
Part no. **61611122301**

Transmission

Ball bearing (1950–1959)
Part no. **90005200300**

Tappet for reversing light switch (1960–1965)
Part no. **74130301700**

Front axle/steering

Front wheel hub (1963–1965)
Part no. **90134106509**

Rear axle

Castle nut (1950–1965)
Part no. **64433227100**

Hexagon head bolt M10x57 (1960–1963)
Part no. **9990740070A**

Wheels/brakes

Set of fastening parts for brake shoe (1950–1963)
Part no. **PCG35103301**

Brake hose bracket (1950–1963)
Part no. **91435566501**

Spring nut (1950–1965)
Part no. **99950721201**

Half-round screw M3x4 (1950–1963)
Part no. **90001600101**

Hand brake cable (1950–1959)
Part no. **356 24020**

Body

Mounting clip (1950–1965)
Part no. **9995913010C**

Large chrome decorative nut for light switch, wiper switch (1955–1965)
Part no. **64461350500**

Chrome decorative nut for ignition lock (1955–1965)
Part no. **64461319103**

Small chrome decorative nut for wiper switch & ignition Carrera (1955–1965)
Part no. **64461312800**

Button for vent window, beige (1955–1965)
Part no. **64455282003500**

Button for vent window, ivory (1955–1965)
Part no. **64455282003300**

Button for vent window, grey (1955–1965)
Part no. **64455282003600**

Button for vent window, black (1959–1965) for models from 356 B T5
Part no. **64455282003700**

Button for indicator switch, beige (1955–1965)
Part no. **64455285300500**

Button for indicator switch, ivory (1955–1965)
Part no. **64455285300300**

Button for indicator switch, grey (1955–1965)
Part no. **64455285300600**

Button for indicator switch, black, for 356 B, 356 C only (1959–1965)
Part no. **64455285300700**

Button for engine-cover & bonnet cables, beige (1955–1965)
Part no. **64455281100500**

Button for engine-cover & bonnet cables, ivory (1955–1965)
Part no. **64455281100300**

Button for engine-cover & bonnet cables, grey (1955–1965)
Part no. **64455281100600**

Button for engine-cover & bonnet cables, black (1959–1965) for models from 356 B T5
Part no. **64455281100700**

Button for fresh air flap, beige (1955–1965)
Part no. **64455281001500**

Button for fresh air flap, ivory (1955–1965)
Part no. **64455281001300**

Button for fresh air flap, grey (1955–1965)
Part no. **64455281001600**

Button for fresh air flap, black (1959–1965) for models from 356 B T5
Part no. **64455281001700**

Button for manual throttle, beige (1955–1965)
Part no. **64455282004500**

Button for manual throttle, ivory (1955–1965)
Part no. **64455282004300**

Button for manual throttle, grey (1955–1965)
Part no. **64455282004600**

Button for manual throttle, black (1959–1965) for models from 356 B T5
Part no. **64455282004700**

Button for light switch, wiper switch, & cigarette lighter, beige (1955–1965)
Part no. **644552820101500**

Button for light switch, wiper switch, & cigarette lighter, ivory (1955–1965)
Part no. **64455282101300**

Button for light switch, wiper switch, & cigarette lighter, grey (1955–1965)
Part no. **64455282101600**

Button for light switch, wiper switch, & cigarette lighter, black (1959–1965) for models from 356 B T5
Part no. **64455282101700**

Button for backrest adjustment, black (1955–1965)
Part no. **64452171500**

Button for seat rail, black (1955–1965)
Part no. **64452137100**

Small button for wiper switch & ignition circuit Carrera, beige (1955–1965)
Part no. **64455283100500**

Small button for wiper switch & ignition circuit Carrera, ivory (1955–1965)
Part no. **64455283100300**

Small button for wiper switch & ignition circuit Carrera, grey (1955–1965)
Part no. **64455283100600**

Small button for wiper switch & ignition circuit Carrera, black (1955–1965) for models from 356 B T5
Part no. **64455283100700**

Button set, beige (1955–1965) (comprising: 1x button for indicator switch, 2x buttons for engine-cover & bonnet cables, 1x button for manual throttle, 2x buttons for light switch, wiper switch & cigarette lighter)
Part no. **PCG35655200500**

Button set, ivory (1955–1965) (comprising: 1x button for indicator switch, 2x buttons for engine-cover & bonnet cables, 1x button for manual throttle, 2x buttons for light switch, wiper switch & cigarette lighter)
Part no. **PCG35655200300**

Button set, grey (1955–1965) (comprising: 1x button for indicator switch, 2x buttons for engine-cover & bonnet cables, 1x button for manual throttle, 2x buttons for light switch, wiper switch & cigarette lighter)
Part no. **PCG35655200600**

Button set, black (1959–1965) for models from 356 B T5 (comprising: 1x button for indicator switch, 2x buttons for engine-cover & bonnet cables, 1x button for manual throttle, 2x buttons for light switch, wiper switch & cigarette lighter)
Part no. **PCG35655200700**

Frame for side vent window (1958–1965)
Part no. **64454205603**

Rosettes, beige (1955–1965)
Part no. **64455289101500**

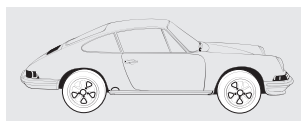
Rosettes, ivory (1955–1965)
Part no. **64455289101300**

Rosettes, grey (1955–1965) Part no. 64455289101600
Rosettes, black (1959–1965) for models from 356 B T5 Part no. 64455289101700
Gear knob, beige (1955–1965) Part no. 644 24305 500
Gear knob, ivory (1955–1965) Part no. 644 24305 300
Gear knob, grey (1955–1965) Part no. 644 24305 600
Countersunk screw AM5x12 (1950–1965) Part no. 9991480050E
Electrical equipment
Set of sliding contact, supertone horn and high beam (1950–1959) Part no. PCG34773100
Restraining strap for battery cover (1960–1965) Part no. 64461115500
Plastic spacer for headlight ring (1950–1965) Part no. PCG 62117
Accessories
Pouch for Porsche Classic Motoroil (1950–1965) Part no. PCG04320900

911 F

1965 – 1973

Produced examples **81,100**
Available parts numbers **3,500**



Engine
Sealing ring for fuel pump cover (1965–1968) , including for 912 Part no. 61610890407
Filler neck (1969–1971) Part no. 90110764002
Cap nut for crankcase (1965–1973) , including for 912 Part no. 99907000403
Washer (1965–1973) Part no. 99903108302

Washer for cylinder head nut (1965–1969) , for 912 only Part no. 99903106202
Screw for crankcase (1965–1973) Part no. 90110117300
Stud bolt M10x69 (1965–1973) Part no. 99906103402
Complete reverse lever (1969–1971) , for 911 E/S only Part no. 90111005700

Complete reverse lever (1972–1973) , with mechanical injection Part no. 91111007300
Fuel/exhaust system
Left heater control box (1965–1973) Part no. 90121100722
Right heater control box (1965–1973) Part no. 90121100822

Transmission
Bearing bush in transmission housing (1972–1973) Part no. 91530112501

O-ring (1972–1973) , for 911 Carrera RS 2.7 only Part no. 99970101201
O-ring (1972–1973) , for 911 Carrera RS 2.7 only Part no. 99970128101

Front axle/steering
Hexagon head bolt M8x62 (1965–1973) Part no. 90007413502

Front wheel hub (1965–1967) Part no. 90134106509

Front wheel hub (1968–1973) Part no. 90134106510

Rear axle
Screw (1965–1973) Part no. 9001190340C

Hexagon head bolt M14x1.5x95 (1972–1973) Part no. 90008204902
--

Wheels/brakes
Brake hose bracket (1965–1973) Part no. 91435566501

Light-alloy "Fuchs" rim, black spokes (1970–1973) , FA/RA Part no. 91136102013

Body
Upper stop for vent window frame (1969–1973) Part no. 91153175302

Tapping screw BZ 6.3x19 (1965–1973) Part no. 90018701002

Gasket (1965–1973) , including for 912 Part no. 91150449102
--

Gasket for water collection tray (1965–1968) Part no. 90157129220
--

Spacer washer, 1.5 mm (1965–1973) Part no. 90154342120

Spacer washer, 3 mm (1965–1973) Part no. 90154342220

Dome for front left & right wheel housing (1965–1966) , without adjustable suspension strut Part no. PCG50191000

Suspension strut support for front left wheel housing (1965–1966) , without adjustable suspension strut Part no. PCG50191121

Suspension strut support for front right wheel housing (1965–1966) , without adjustable suspension strut Part no. PCG50191021
--

Rubber grommet for bowden control cable (1969–1973) Part no. 91457115110

Button for luggage compartment lid & engine flap, black (1965–1973) Part no. 90155281120

Button for light switch, black (1965–1973) Part no. 90155282120
--

Button for fog lights & auxiliary heater, black (1965–1973) Part no. 90155292121

Button for filler cap, black (1965–1973) Part no. 90155282200
--

Button for hazard lights switch, black (1965–1968) , USA only Part no. 90155282101

Short light guide, green (1965–1973) Part no. PCG90155220
--

Long light guide, green (1965–1973) Part no. PCG90155225

Short light guide, red (1965–1973) Part no. PCG90155210
--

Long light guide, red (1965–1973) Part no. PCG90155215

Air intake grille (1965–1973) Part no. 9115594100070K
--

Rear left wheel housing (1965–1968) Part no. PCG50101722

Rear right wheel housing (1965–1968) Part no. PCG50101822
--

Front left wheel housing, without attachments (1965–1966) , without adjustable suspension strut Part no. PCG50196520

Front right wheel housing, without attachments (1965–1966) , without adjustable suspension strut Part no. PCG50196620
--

Countersunk screw AM5x12 (1965–1973) Part no. 9991480050E
--

Countersunk screw M8x35 (1965–1973) Part no. 99914700102

Clamping ring (1969–1973) Part no. 90157192100

Reinforcing plate for front left wheel housing (1965–1966) , without adjustable suspension strut Part no. PCG50196500
--

Reinforcing plate for front right wheel housing (1965–1966) , without adjustable suspension strut Part no. PCG50196600

Water drainage hose, 520 mm (1972–1973) Part no. 91157122300

Accessories
Ignition timing adhesive label (1965–1971) , for 911 E/S only Part no. 90100651001

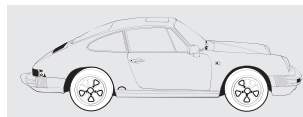
Navigation software for Europe Q2/2016 (1965–1973) Part no. 91164220101
--

Pouch for Porsche Classic Motoroil (1965–1973) Part no. PCG04320900
--

911 G

1974 – 1989

Produced examples **169,397**
Available parts numbers **7,100**



Engine

Cap nut for crankcase (1974–1977)
Part no. **99907000403**

Washer (1975–1977)
Part no. **99903108302**

Screw for crankcase (1974–1977),
with 2.7 l displacement
Part no. **90110117300**

Stud bolt M10x69 (1974–1986)
Part no. **99906103402**

Complete reverse lever (1974–1977),
with mechanical injection
Part no. **91111007300**

Fuel/exhaust system

Left heater control box (1974–1986)
Part no. **90121100722**

Right heater control box (1974–1986)
Part no. **90121100822**

Transmission

Bearing bush in transmission housing (1974–1976)
Part no. **91530112501**

Oil pump wheel for transmission oil pump (1984–1986)
Part no. **93030724102**

Front axle/steering

Hexagon head bolt M8x62 (1975–1977)
Part no. **90007413502**

Front wheel hub (1974–1989),
excluding 911 with Turbo Look
Part no. **91134106510**

Wheels/brakes

Light-alloy “Fuchs” rim, black spokes, polished flange (1978–1989), FA
Part no. **91136102042**

Light-alloy “Fuchs” rim, black spokes, polished flange (1978–1989), FA
Part no. **91136102050**

Light-alloy “Fuchs” rim, black spokes (1974–1977), FA/RA
Part no. **91136102013**

Body

Adapter for electrics assembly set for exterior mirror (1978–1986)
Part no. **PCG73102806**

Upper stop for vent window frame (1974–1976)
Part no. **91153175302**

Tapping screw BZ 6.3x19 (1974–1989)
Part no. **90018701002**

Gasket (1974–1989)
Part no. **91150449102**

Spacer bushing (1974–1989)
Part no. **91155914500**

Spacer washer, 1.5 mm (1974–1977)
Part no. **90154342120**

Spacer washer, 3 mm (1974–1977)
Part no. **90154342220**

Rubber grommet for bowden control cable (1974–1989)
Part no. **91457115110**

Air intake grille (1974–1989)
Part no. **9115594100070K**

Countersunk screw AM5x12 (1974–1976)
Part no. **9991480050E**

Clamping ring (1974–1989)
Part no. **90157192100**

Base for mounting bracket (1984–1986)
Part no. **91163115300**

Water drainage hose, 520 mm (1974–1975)
Part no. **91157122300**

Water drainage hose, 600 mm (1975–1989)
Part no. **91157122400**

Cylinder screw M5x8, black (1974–1977), for 911 Coupé only
Part no. **90018614307**

Electrical equipment

Loudspeaker grille for door speaker (1974–1982)
Part no. **91155501300**

Loudspeaker set for Coupé and Targa, rear (1988–1989),
for 911 Carrera and 911 Turbo with M490 only (sound package)
Part no. **PCG91164520**

Loudspeaker set for Coupé, Cabrio and Targa, front (1988–1989),
for 911 Carrera and 911 Turbo with M490 only (sound package)
Part no. **PCG91164510**

Accessories

Vehicle document folder (1974–1989)
Part no. **WKD48051000**

Ignition timing adhesive label (1981–1983), for 911 SC only
Part no. **93000651001**

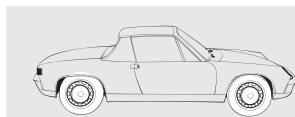
Navigation software for Europe Q2/2016 (1974–1989)
Part no. **91164220101**

Pouch for Porsche Classic Motoroil (1974–1989)
Part no. **PCG04320900**

914

1970 – 1976

Produced examples **118,982**
Available parts numbers **1,700**



Engine

Cap nut for crankcase (1970–1972)
Part no. **99907000403**

Washer (1970–1972)
Part no. **99903108302**

Screw for crankcase (1970–1972)
Part no. **90110117300**

Stud bolt M10x69 (1970–1972)
Part no. **99906103402**

Transmission

Transmission mount (1970–1976)
Part no. **91437502500**

Front axle/steering

Hexagon head bolt M8x62 (1970–1976)
Part no. **90007413502**

Front wheel hub (1970–1972)
Part no. **90134106510**

Wheels/brakes

Brake hose bracket (1970–1972)
Part no. **91435566501**

Hub cap set (1970–1976)
Part no. **PCG36130307**

Body

Cover (1973–1976)
Part no. **PCG42450102**

Rubber grommet for bowden control cable (1970–1976)
Part no. **91457115110**

Metalastic bearing (1970–1976)
Part no. **91456303320**

Rear wall (1970–1974),
with 1.8 l and 2.0 l displacement
Part no. **91455506112702**

Countersunk screw AM5x12 (1973–1976)
Part no. **9991480050E**

Door shaft seal (1973–1976)
Part no. **91453193910**

Door trim (1970–1972),
up to vehicle identification number 9142430039 (914/6) and up to vehicle identification number 4722909016 (914/4)
Part no. **91455501711702**

Electrical equipment

Distributor rotor (1973–1976),
with 1.8 l and 2.0 l displacement
Part no. **055905225B**

Accessories

Vehicle document folder (1974–1976)
Part no. **WKD48051000**

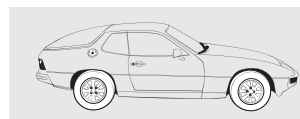
Navigation software for Europe Q2/2016 (1970–1976)
Part no. **91164220101**

Pouch for Porsche Classic Motoroil (1970–1976)
Part no. **PCG04320900**

924

1986 – 1988

Produced examples **150,684**
Available parts numbers **4,200**



Engine

Sealing ring for oil pump (1976–1985)
Part no. **PCG115147**

Connecting rod bolt (1986–1988)
Part no. **92810317303**

Hexagon nut (1976–1985)
Part no. **99903404001**

Hexagon head bolt for flywheel
M12x1.5x18 (1981–1982)
Part no. 93110220200

Hexagon head bolt for flywheel
M12x1.5x20 (1979–1982)
Part no. 90008302108

Hexagon head bolt for flywheel
M12x1.5x22 (1976–1985)
Part no. N 0401101

Hexagon head bolt M8x20
(1976–1988)
Part no. N 0102407

Sealing cap for valve cover
(1980–1985)
Part no. 026103485A

Transmission

Radial shaft sealing ring
(1979–1982), for 924 Carrera GT
with transmission type G31.03
and for 924 Turbo with transmission
type G31.01 only
Part no. 99911324740

Front axle/steering

Protective cover for vibration
damper (1976–1988)
Part no. 171412135

Wheels/brakes

Bearing pin for brake lever
(1976–1985)
Part no. 211609601B

Light-alloy rim,
silver (1986–1988), RA
Part no. 94436210400

Light-alloy "Fuchs" rim, black
spokes, polished flange
(1980–1985),
for 924 Carrera GT only, FA/RA
Part no. 91136102050

Body

Adapter for electrics assembly set
for exterior mirror (1980–1988)
Part no. PCG73102806

External door handle trim
(1976–1988)
Part no. 823837239

A-pillar door frame piping, 1,700 mm
(1976–1985)
Part no. 477867367A

B-pillar door frame piping, 820 mm
(1976–1985)
Part no. 477867367B

Electrical equipment

Holder for ignition leads
(1976–1988)
Part no. 052905471A

Distributor rotor (1976–1985),
excluding 924 Carrera GT
Part no. 055905225B

Distributor rotor (1979–1980)
Part no. 93160290400

Accessories

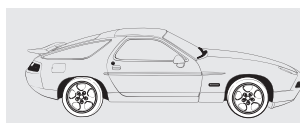
Vehicle document folder
(1976–1988)
Part no. WKD48051000

Navigation software for Europe
Q2/2016 (1976–1988)
Part no. 91164220101

Pouch for Porsche Classic Motoroil
(1976–1988)
Part no. PCG04320900

928 1978 – 1995

Produced examples **61,056**
Available parts numbers **8,500**



Engine

Oil cooler for Motoroil (1990–1995),
also for 928 GT, model years 1990
to 1991
Part no. 92810721201

Connecting rod bolt (1978–1995)
Part no. 92810317303

Hose (1987–1995), also for 928 GT,
model years 1989 to 1991
Part no. 92811063300

Hexagon head bolt M8x20
(1983–1984)
Part no. N 0102407

Transmission

Release bearing (1978–1986)
Part no. 92811608525

Oil pump wheel for transmission oil
pump (1992–1995)
Part no. 93030724102

Oil sump gasket for oil pan of the
automatic transmission (1978–1983),
for 928 and 928 S with transmission
identifier code A22.01 and A22.04 only
Part no. 1152711680

Front axle/steering

Hexagon head bolt M8x62
(1978–1986)
Part no. 90007413502

Rear axle

Rear suspension cover (1978–1995)
Part no. 92833315102

Wheels/brakes

17-inch Cup wheel,
silver (1994–1995), FA
Part no. 9933621240561M

17-inch Cup wheel,
silver (1994–1995), RA
Part no. 9933621280061M

Body

Adapter for electrics assembly set
for exterior mirror (1978–1986)
Part no. PCG73102806

Tapping screw BZ 6.3x19
(1978–1995)
Part no. 90018701002

Electrical equipment

Cable set with cover for tail light
(1978–1986)
Part no. PCG63193102

Accessories

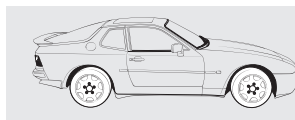
Vehicle document folder
(1978–1989)
Part no. WKD48051000

Navigation software for Europe
Q2/2016 (1978–1995)
Part no. 91164220101

Pouch for Porsche Classic Motoroil
(1978–1995)
Part no. PCG04320900

944 1982 – 1991

Produced examples **163,302**
Available parts numbers **6,200**



Engine

Connecting rod bolt (1982–1991)
Part no. 92810317303

Hexagon head bolt M8x20
(1982–1985)
Part no. N 0102407

Fuel/exhaust system

Exhaust trim, black (1982–1991)
Part no. 477253192D

Transmission

Oil pump wheel for transmission oil
pump (1985–1991)
Part no. 93030724102

Front axle/steering

Protective cover for vibration
damper (1982–1986)
Part no. 171412135

Wheels/brakes

Light-alloy rim, silver
(1987–1988), FA/RA
Part no. 94436210400

Light-alloy "Fuchs" rim, black spo-
kes, polished flange
(1982–1986), FA
Part no. 91136102050

Light-alloy "Fuchs" rim, black spo-
kes, polished flange (1982–1986),
RA
Part no. 91136102042

Body

Adapter for electrics assembly set
for exterior mirror (1982–1985)
Part no. PCG73102806

External door handle trim
(1982–1985)
Part no. 823837239

A-pillar door frame piping, 1,700 mm
(1982–1985)
Part no. 477867367A

B-pillar door frame piping, 820 mm
(1982–1985)
Part no. 477867367B

Electrical equipment

Holder for ignition leads
(1982–1991)
Part no. 052905471A

Accessories

Vehicle document folder
(1982–1989)
Part no. WKD48051000

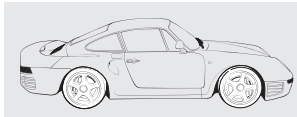
Navigation software for Europe
Q2/2016 (1982–1991)
Part no. 91164220101

Pouch for Porsche Classic Motoroil (1982–1991)
Part no. **PCG04320900**

959

1987 – 1988

Produced examples **292**
Available parts numbers **2,300**



Fuel/exhaust system

Exhaust pipe (1987–1988)
Part no. **95911151502**

Transmission

Sealing washer for clamping sleeve on the central tube (1987–1988)
Part no. **95942124700**

O-ring (1987–1988)
Part no. **99970128101**

Front axle/steering

Oil reservoir for power steering (1987–1988)
Part no. **99334701501**

Hose clamp (1987–1988)
Part no. **95934929601**

Rear axle

Wheel bearing, rear axle (1987–1988)
Part no. **95933106501**

Body

Tapping screw BZ 6.3x19 (1987–1988)
Part no. **90018701002**

Rubber and metal bearing (1987–1988)
Part no. **99970335100**

Fuel cap gasket (1987–1988)
Part no. **95920159303**

Electrical equipment

Headlight cleaning system lid (1987–1988)
Part no. **95962825701**

Double relay for heating (1987–1988)
Part no. **95961510900**

Double relay for heating (1987–1988)
Part no. **95961510901**

Accessories

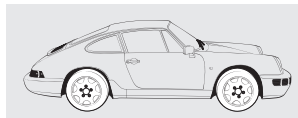
Navigation software for Europe Q2/2016 (1987–1988)
Part no. **91164220101**

Pouch for Porsche Classic Motoroil (1987–1988)
Part no. **PCG04320900**

964

1989 – 1994

Produced examples **63,762**
Available parts numbers **5,000**



Transmission

Sealing ring (1990–1994)
Part no. **90012301040**

Gasket (1990–1994)
Part no. **95030135102**

Transmission cover (1990–1994), for transmission type G50.03/04/05 and G50.10/52 only
Part no. **96430130103**

Linear bushing (1990–1994)
Part no. **99920300410**

Bearing bush (1990–1994)
Part no. **99920300300**

Shaft seal ring (1990–1994)
Part no. **99911340440**

Cylinder roller bearing (1990–1994)
Part no. **99911014400**

Front axle/steering

Oil reservoir for power steering (1989–1994)
Part no. **99334701501**

Wheels/brakes

Sleeve for main brake cylinder (1989–1994)
Part no. **96435548300**

Body

Upper crank arm (1989–1994)
Part no. **96457234301**

Tapping screw BZ 6.3x19 (1989–1994)
Part no. **90018701002**

Knee protection strip, Burgundy (1989–1994), for left-hand drive only
Part no. **964552073063MX**

Air intake grille (1989–1994)
Part no. **9115594100070K**

Carbon door opener with “turbo S” logo, left (1991–1994), for Turbo S only
Part no. **99355598002**

Carbon door opener with “turbo S” logo, right (1991–1994), for Turbo S only
Part no. **99355598102**

Electrical equipment

Loudspeaker set for Coupé and Targa, rear (1989–1994)
Part no. **PCG91164520**

Loudspeaker set for Coupé, Cabrio and Targa, front (1989–1994)
Part no. **PCG91164510**

Accessories

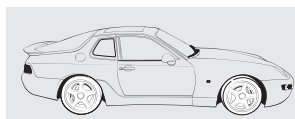
Navigation software for Europe Q2/2016 (1989–1994)
Part no. **91164220101**

Pouch for Porsche Classic Motoroil (1989–1994)
Part no. **PCG04320900**

968

1992 – 1995

Produced examples **11,248**
Available parts numbers **5,900**



Engine

Connecting rod bolt (1992–1995)
Part no. **92810317303**

Wheels/brakes

17-inch Cup wheel, silver (1994–1995), FA
Part no. **9933621240561M**

17-inch Cup wheel, silver (1994–1995), RA
Part no. **9933621280061M**

Body

Sun visor, Chestnut Brown (1993–1995), for Cabrio only
Part no. **941731031118PQ**

Jacking point, front left (1992–1995), for Coupé only
Part no. **94450158100**

Electrical equipment

Holder for ignition leads (1992–1995)
Part no. **052905471A**

Accessories

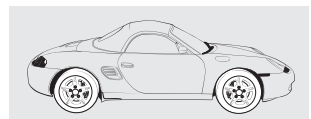
Navigation software for Europe Q2/2016 (1992–1995)
Part no. **91164220101**

Pouch for Porsche Classic Motoroil (1992–1995)
Part no. **PCG04320900**

986

1997 – 2004

Produced examples **164,874**
Available parts numbers **8,400**



Fuel/exhaust system

Installation kit for Boxster sports exhaust system (1997–1999), for Boxster 2.5 l only
Part no. **00004420011**

Sports exhaust system for Boxster/Boxster S (1997–2002), only for Boxster/Boxster S up to 07/02
Part no. **00004420012**

Sports tailpipe (2003–2004), for Boxster/Boxster S from 08/2002 only
Part no. **98611198001**

Sports tailpipe, chrome trim attachment in stainless steel (1997–2002), for Boxster up to 07/2002 only
Part no. **98611198000**

Transmission

Reverse lever set (1997–2004)
Part no. **98642601301**


Wheels/brakes
18-inch SportTechno wheel, rear axle 10Jx18 ET47 (1998–2004) , for vehicles from 08/97 only Part no. 99636214052
Body
Aerokit Boxster II (2002–2004) , excluding Boxster S Part no. 00004480200
Outer cover, Space Grey (1998–1999) Part no. 99655215504B18
Luggage compartment fastening (1997–2004) Part no. 98655198200
Hardtop cover (1997–2004) Part no. 00004400012
Floor mat set, Boxster Red, left-hand drive (1997–2004) Part no. 00004480053M30
Floor mat set, Boxster Red, right-hand drive (1997–2004) Part no. 00004480081M30
Floor mat set, brown, left-hand drive (1997–2004) Part no. 00004480053T11
Floor mat set, brown, right-hand drive (1997–2004) Part no. 00004480081T11
Floor mat set, Graphite Grey, left-hand drive (1997–2004) Part no. 00004480053C50
Floor mat set, Graphite Grey, right-hand drive (1997–2004) Part no. 00004480081C50
Floor mat set, Metropole Blue, left-hand drive (1997–2004) Part no. 00004480053G10
Floor mat set, Metropole Blue, right-hand drive (1997–2004) Part no. 00004480081G10
Floor mat set, Savannah Beige, left-hand drive (1997–2004) Part no. 00004480053S30
Floor mat set, Savannah Beige, right-hand drive (1997–2004) Part no. 00004480081S30
Floor mat set, black, left-hand drive (1997–2004) Part no. 00004480053A10
Floor mat set, black, right-hand drive (1997–2004) Part no. 00004480081A10
Floor mat set, Cinnamon Brown, left-hand drive (1997–2004) Part no. 00004480053P11

Floor mat set, Cinnamon Brown, right-hand drive (1997–2004) Part no. 00004480081P11
Seat adjustment switch, left, Boxster Red (1997–2004) , Right-hand drive Part no. 99661371701M33
Seat adjustment switch, left, Nephrite Green (1997–2004) , Right-hand drive Part no. 99661371701J33
Seat adjustment switch, left, Satin Black (1999–1999) , for Boxster/Boxster S with M010 ("Classic" package), M012 ("Sport Design" package) or M016 ("Standard" package) only Part no. 99661371301ERR
Seat adjustment switch, left, Space Grey (1997–2004) , Right-hand drive Part no. 99661371701B13
Seat adjustment switch, left, Cinnamon Brown (1997–2004) , Right-hand drive Part no. 99661371701P13
Seat adjustment switch, right, Nephrite Green (1997–2004) , for left-hand drive vehicles with M010 ("Classic" package) or M016 ("Standard" package) only Part no. 99661371801J33
Seat adjustment switch, right, Satin Black (1999–1999) , for Boxster/Boxster S with M010 ("Classic" package), M012 ("Sport Design" package) or M016 ("Standard" package) only Part no. 99661371401ERR
Seat adjustment switch, right, Space Grey (1997–2004) , Left-hand drive Part no. 99661371801B13
Gear lever knob, Natural Brown (1999–2000) Part no. 99642498102T11
Ski holder (1997–2004) Part no. 99680109100
Snowboard holder (1997–2004) Part no. 00004400032
Accessories
Boxster car cover (1997–2004) , for Boxster without Aerokit only Part no. 00004400013
Boxster car cover (1997–2004) , for Boxster with Aerokit/Aerokit II only Part no. 00004400014
Navigation software for Europe Q2/2016 (1997–2004) Part no. 91164220101

993

1994 – 1998

Produced examples **68,881**
Available parts numbers **6,600**



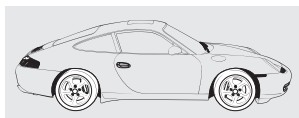
Transmission
Gasket (1995–1998) Part no. 95030135102
Transmission cover (1995–1998) , for gearbox type G50.20/21 and G50.31/33 only Part no. 96430130104
Linear bushing (1995–1998) Part no. 999203000410
Shaft seal ring (1995–1998) Part no. 99911340440
Front axle/steering
Oil reservoir for power steering (1994–1998) Part no. 99334701501
Wheels/brakes
Sleeve for main brake cylinder (1994–1998) Part no. 96435548300
Body
Upper crank arm (1994–1998) Part no. 96457234301
Tapping screw BZ 6.3x19 (1994–1998) Part no. 90018701002
Glove compartment cover, Burgundy (1994–1998) , Left-hand drive Part no. 964552125043MX
Knee protection strip, Burgundy (1994–1998) , Left-hand drive with airbag Part no. 964552073063MX
Carbon door opener with "turbo S" logo, left (1995–1998) , for Turbo S only Part no. 99355598002
Carbon door opener with "turbo S" logo, right (1995–1998) , for Turbo S only Part no. 99355598102
Electrical equipment
Spark plug connector (1994–1998) Part no. 91160231400

Accessories
Navigation software for Europe Q2/2016 (1994–1998) Part no. 91164220101
Pouch for Porsche Classic Motoroil (1994–1998) Part no. PCG04320900

996

1998 – 2005

Produced examples **175,262**
Available parts numbers **13,500**



Fuel/exhaust system
Sports exhaust system, (1998–2005) , only for 911 Carrera, 911 Carrera 4S and 911 Targa Part no. 00004420021
Four-tube sports tailpipes, left (1998–2005) , for 911 Carrera 4S only Part no. 99611198103
Four-tube sports tailpipes, left (2001–2005) , for 911 Turbo, 911 Turbo S, 911 GT3 only Part no. 99611198101
Four-tube sports tailpipes, left (2002–2004) , for 911 Carrera and 911 Targa from 08/2001 only Part no. 99611198102
Four-tube sports tailpipes, right (1998–2005) , for 911 Carrera 4S only Part no. 99611198203
Four-tube sports tailpipes, right (2001–2005) , for 911 Turbo, 911 Turbo S, 911 GT3 only Part no. 99611198201
Four-tube sports tailpipes, right (2002–2004) , for 911 Carrera and 911 Targa from 08/2001 only Part no. 99611198202
Oval sports tailpipes, left (1998–2001) , for 911 Carrera up to 07/2001 only Part no. 99611198100
Oval sports tailpipes, right (1998–2001) , for 911 Carrera up to 07/2001 only Part no. 99611198200

Wheels/brakes

17-inch Carrera wheel (2002–2004), FA
Part no. **99636212402**

17-inch Carrera wheel (2002–2004), RA
Part no. **99636212802**

18-inch Carrera wheel, shot-blast-polished, rear axle 10Jx18 ET65 (1998–2005),
for 911 Targa, 911 Carrera Coupé, 911 Carrera Cabriolet, 911 Carrera 4 Coupé, 911 Carrera 4 Cabriolet only
Part no. **99636214007**

18-inch Carrera wheel, shot-blast-polished, rear axle 8Jx18 ET50 (1998–2005),
for 911 Targa, 911 Carrera Coupé, 911 Carrera Cabriolet, 911 Carrera 4 Coupé, 911 Carrera 4 Cabriolet only
Part no. **99636213607**

18-inch GT3 wheel, rear axle 11Jx18 ET63 (1998–2005),
for 911 Carrera up to 07/01 reworking of the wheel housing rabbets needed. Individual removal needed. for 911 Carrera 4S/Carrera 4S Cabriolet, 911 Turbo/Turbo Cabriolet, 911 Turbo S/Turbo S Cabriolet, only in combination with 17 mm spacers
Part no. **99636214204**

18-inch GT3 wheel, front axle 8Jx18 ET50 (1998–2005),
for 911 Carrera up to 07/01 reworking of the wheel housing rabbets needed. Individual removal needed. for 911 Carrera 4S/Carrera 4S Cabriolet, 911 Turbo/Turbo Cabriolet, 911 Turbo S/Turbo S Cabriolet, only in combination with 17 mm spacers
Part no. **99636213602**

18-inch Sport Techno wheel, rear axle 11Jx18 ET63 (1998–2004),
for 911 Carrera up to 07/01 reworking of the wheel housing rabbets needed. Individual removal needed. for 911 Carrera 4S/Carrera 4S Cabriolet, 911 Turbo/Turbo Cabriolet, 911 Turbo S/Turbo S Cabriolet, only in combination with 17 mm spacers
Part no. **99636214252**

18-inch Sport Techno wheel, front axle 8Jx18 ET50 (1998–2004),
for 911 Carrera up to 07/01 reworking of the wheel housing rabbets needed. Individual removal needed. for 911 Carrera 4S/Carrera 4S Cabriolet, 911 Turbo/Turbo Cabriolet, 911 Turbo S/Turbo S Cabriolet, only in combination with 17 mm spacers
Part no. **99636213651**

Decorative wheel cover, can be used for 18-inch Carrera wheel, shot-blast-polished (1998–2005)
Part no. **99636130312**

Body

Cover, Boxster Red (2004–2005),
for Coupé with M652 (without electrical sliding roof) and M265 (automatically dimming interior mirror) only
Part no. **99655555711M33**

Floor mat set, Boxster Red, left-hand drive (1998–2005),
excluding 911 Carrera Cabriolet and 911 Targa from 08/01 with BOSE® Sound System
Part no. **00004480084M30**

Floor mat set, Boxster Red, right-hand drive (1998–2005),
excluding 911 Carrera Cabriolet and 911 Targa from 08/01 with BOSE® Sound System
Part no. **00004480085M30**

Floor mat set, Natural Brown, left-hand drive (1998–2005),
excluding 911 Carrera Cabriolet and 911 Targa from 08/01 with BOSE® Sound System
Part no. **00004480084T11**

Floor mat set, Natural Brown, right-hand drive (1998–2005),
excluding 911 Carrera Cabriolet and 911 Targa from 08/01 with BOSE® Sound System
Part no. **00004480085T11**

Floor mat set, Graphite Grey, left-hand drive (1998–2005),
excluding 911 Carrera Cabriolet and 911 Targa from 08/01 with BOSE® Sound System
Part no. **00004480084C50**

Floor mat set, Graphite Grey, right-hand drive (1998–2005),
excluding 911 Carrera Cabriolet and 911 Targa from 08/01 with BOSE® Sound System
Part no. **00004480085C50**

Floor mat set, Metropole Blue, left-hand drive (1998–2005),
excluding 911 Carrera Cabriolet and 911 Targa from 08/01 with BOSE® Sound System
Part no. **00004480084G10**

Floor mat set, Metropole Blue, right-hand drive (1998–2005),
excluding 911 Carrera Cabriolet and 911 Targa from 08/01 with BOSE® Sound System
Part no. **00004480085G10**

Floor mat set, Savannah Beige, left-hand drive (1998–2005),
excluding 911 Carrera Cabriolet and 911 Targa from 08/01 with BOSE® Sound System
Part no. **00004480084S30**

Floor mat set, Savannah Beige, right-hand drive (1998–2005),
excluding 911 Carrera Cabriolet and 911 Targa from 08/01 with BOSE® Sound System
Part no. **00004480085S30**

Floor mat set, black, left-hand drive (1998–2005),
excluding 911 Carrera Cabriolet and 911 Targa from 08/01 with BOSE® Sound System
Part no. **00004480084A10**

Floor mat set, black, right-hand drive (1998–2005),
excluding 911 Carrera Cabriolet and 911 Targa from 08/01 with BOSE® Sound System
Part no. **00004480085A10**

Floor mat set, Cinnamon Brown, left-hand drive (1998–2005),
excluding 911 Carrera Cabriolet and 911 Targa from 08/01 with BOSE® Sound System
Part no. **00004480084P11**

Floor mat set, Cinnamon Brown, right-hand drive (1998–2005),
excluding 911 Carrera Cabriolet and 911 Targa from 08/01 with BOSE® Sound System
Part no. **00004480085P11**

Seat adjustment switch, left, Boxster Red (1998–2005),
for 996 with M437 (comfort seat, left, electric adjustment) or M586 (lumbar support, left seat) only
Part no. **99661371701M33**

Seat adjustment switch, left, Nephrite Green (1998–2005),
for 996 with M437 (comfort seat, left, electric adjustment) or M586 (lumbar support, left seat) only
Part no. **99661371701J33**

Seat adjustment switch, left, Satin Black (2001–2005),
only for 911 Turbo and Turbo S with M375 (sports seat, backrest, left) and for 911 GT2 with M375 (sports seat, backrest, left)
Part no. **99661371301ERR**

Seat adjustment switch, left, Space Grey (1998–2005),
for 996 with M437 (comfort seat, left, electric adjustment) or M586 (lumbar support, left seat) only
Part no. **99661371701B13**

Seat adjustment switch, right, Cinnamon Brown (1998–2005),
for 996 with M437 (comfort seat, left, electric adjustment) or M586 (lumbar support, left seat) only
Part no. **99661371701P13**

Seat adjustment switch, right, Nephrite Green (1998–2005),
for 996 with M438 (comfort seat, right, electric adjustment) or M513 (lumbar support, right seat) only
Part no. **99661371801J33**

Seat adjustment switch, right, Satin Black (2001–2005),
for 911 Turbo and Turbo S with M376 (sports seat, backrest, right) and for 911 GT2 with M376 (sports seat, backrest, right) only
Part no. **99661371401ERR**

Seat adjustment switch, right, Space Grey (1998–2005),
for 996 with M438 (comfort seat, right, electric adjustment) or M513 (lumbar support, right seat) only
Part no. **99661371801B13**

Gear lever knob, Natural Brown (1998–2005)
Part no. **99642498102T11**

Electrical equipment

Cover panel, left, white (1998–2001),
for 996 Carrera 2 only
Part no. **99663104501**

Cover panel, right, white (1998–2001),
for 996 Carrera 2 only
Part no. **99663104601**

Litronic headlight, left (1998–2001),
for 996 Carrera 2 only
Part no. **996631157017**

Litronic headlight, right (1998–2001),
for 996 Carrera 2 only
Part no. **996631158017**

Headlight, left (2002–2005),
for 996 Carrera 2 and 4 (2002–2005) and for 996 GT3 (2003–2005) only
Part no. **99663105550**

Headlight, right (2002–2005),
only for 996 (2002–2005) and 996 GT3 (2003–2005)
Part no. **99663105650**

Range control servomotor (1998–2001),
for 996 Carrera 2 only
Part no. **99663112500**

Accessories

Design key, (1998–2005),
for 911 Coupé only
Part no. **00004400083**

Carrera rear spoiler, (1998–2001),
for 911 Carrera up to 07/2001 only
Part no. **99651290300G2X**

Awards for
ORIGINALE 01



Please only use Porsche Genuine spare parts for your vehicle. You can obtain these parts from Porsche Classic Partners and/or authorized Porsche dealers. Your Porsche Partner is familiar with the verified range of parts and will be happy to advise you. Porsche will not accept any liability for damage caused by the use of spare parts or accessories not authorized by Porsche.

The safety of the vehicle may be affected, even if a supplier of accessories or parts has obtained a general operating license. The huge variety of products available on the accessories market means that Porsche is not able to verify such parts. Please note that the warranty for your vehicle may also be affected if you use parts that are not authorized by Porsche. Porsche reserves the right to alter the design, equipment and scope of delivery without prior notice. Color tones and materials may differ from those illustrated. Errors excepted.

Due to country-specific legislation and requirements, product contents may differ from those described and individual items may not be available for all models in certain countries.

© Dr. Ing. h.c. F. Porsche AG, 2017. All text, pictures and other information contained in this catalog is subject to copyright of Dr. Ing. h.c. F. Porsche AG.

Any reproduction, distribution or other use is prohibited without advance written permission from Dr. Ing. h.c. F. Porsche AG.

Porsche, the Porsche emblem, 911, Carrera, Boxster, Tiptronic and other distinctive features are registered trademarks of Dr. Ing. h.c. F. Porsche AG.

Dr. Ing. h.c. F. Porsche AG supports the use of paper from sustainable forest management. The paper used to make this sales brochure is certified according to the strict conditions of PEFC (Programme for the Endorsement of Forest Certification).

Dr. Ing. h.c. F. Porsche AG
Porscheplatz 1
70435 Stuttgart
Germany
www.porsche.com

Date: 10/17
Printed in Germany
WSLU7001003621 EN-US
www.porsche.com/classic

