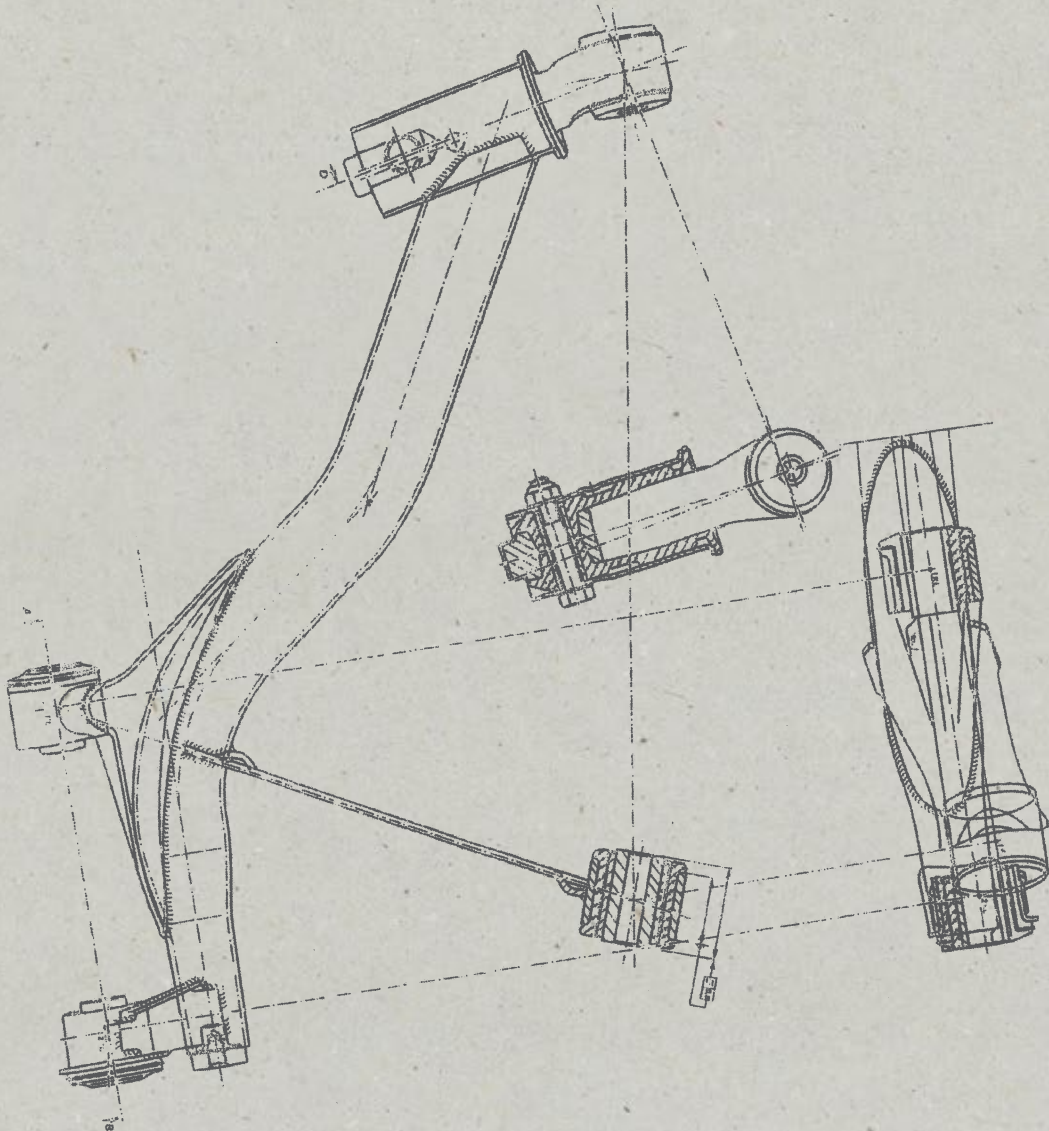


ORIGINALE

Teile
Typen
Technik

02 | News and products from Porsche Classic



PORSCHE

2016 08



Derek Bell and the Porsche 924 GTP restored by Porsche Classic Partners in the UK, at the Transaxle parade at the 2016 AvD Oldtimer Grand Prix on the Nürburgring.

ORIGINALE 02 – the Porsche Classic catalog

Dear reader,

My career as a factory driver at Porsche started in 1971 in the 917, and I've owned my own Porsche in a private capacity for almost that long. So I'm probably one of the few people who has first-hand experience of Porsche's development both on the road and on the race track.

In my first year driving in group C for Porsche, drivers were allowed to choose a car for private use. I opted for the 928 S. At Christmas, however, Professor Bott surprised us by announcing that we could choose between the 924 Carrera GTS or the GTR. I chose the GTS, because I couldn't imagine my wife wanting to wear a six-point seatbelt over one of her posh evening dresses. The GTS had some serious power under its sleek bonnet, and I was proud to own it. We were on the Circuit Paul Ricard for the first major test for the 956 when the car was delivered. It was an impressive sight with its gleaming white-wall tyres. That night

I drove home, bypassing Dijon at 240 km/h at two in the morning in the rain – the city looked magical. It was an unforgettable moment. I went on to drive all over Europe in the GTS, and it was also used in a few races. I've owned the car since 1982 and I've had some work done on it by Porsche Classic. It is a wonderful car, and I drive it whenever I get the chance.

The unique level of support that Porsche provides to its loyal customers is legendary. The difference is in the details – regardless of whether you drive one of these fantastic cars on the race track, or are simply a proud Porsche owner. The fact that 70 percent of all Porsche cars ever made are still on the road today speaks volumes about the quality of the product and the exceptional German engineering behind it. In recent years, Porsche has invested a great deal of energy in the development of Porsche Classic, to provide owners all over the world with

the highest level of service and first-class spare parts.

I've been lucky enough to attend events like the Oldtimer Grand Prix at the Nürburgring, Le Mans Classic and, of course, Goodwood, as well as many other classic car events all over the world, with the Porsche Classic team, and I've seen first-hand how passionate they are about sharing their expertise. I feel secure in the knowledge that I can entrust my own classic Porsche to a team of true experts, regardless of where I am in the world.

It's true what they say: It really is special to be a part of the Porsche family.



Derek Bell

2017 02

Classic Parts

New and proven

Browse a selection of product highlights and reissues from our comprehensive range of more than 52,000 Porsche Classic Genuine Parts. Our Porsche Classic Partners and Porsche Centers will be pleased to give you any advice that you might need. Go to www.porsche.com/classic for further details.



Part 01

On the following pages, we showcase a selection of Porsche Classic Genuine Parts organized by component.



Engine



Adjusting screw, 2 notches
Part no. **046109453E**

924 (1976–1985)
924 Turbo (1979–1982)



Water hose
Part no. **046121061**

924 (1976–1985)
924 Turbo (1979–1982)



Dipstick, 315 mm
Part no. **616 07070**

356 (1950–1965)
Also for 912



Adjusting screw, 3 notches
Part no. **046109453F**

924 (1976–1985)
924 Turbo (1979–1982)



Gasket
Part no. **369 08264**

Only for the 356
with 1,100 cm³ engine.

356 pre A (1950–1955)
356 A (1955–1959)



Oval-head screw
Part no. **61610094700**

356 (1950–1965)
911 F (1965–1969)



Adjusting screw
Part no. **046109453C**

924 (1976–1985)
924 Turbo (1979–1982)



Water hose
Part no. **046121051**

924 (1976–1985)
924 Turbo (1979–1982)



Cylinder base gasket
Part no. **500 04103**

356 pre A (1950–1955)
356 A (1955–1959)



Washer
Part no. **61610119100**

356 B (1960–1963)
356 C (1963–1965)
Also for 912



Adjusting screw, 1 notch
Part no. **046109453D**

924 (1976–1985)
924 Turbo (1979–1982)



Water hose
Part no. **046121053**

924 (1976–1985)
924 Turbo (1979–1982)



Dipstick, 225 mm
Part no. **539 07071**

Only for 356
with 1,300 cm³ engine.

356 pre A (1954–1955)
356 A (1955–1957)



**Connecting rod, weight
category 14 (496–505 g)**
Part no. **61610301203014**

356 (1950–1965)
Also for 912



Connecting rod, weight category 17 (505–514 g)
Part no. **61610301203017**

356 (1950–1965)
Also for 912



Sealing ring
Part no. **61610842100**

356 (1950–1965)



Cylinder screw M6x25
Part no. **9000672700A**

928 S4 (1987–1991)
928 GTS (1992–1995)



Hexagon head bolt M8x16
Part no. **90007545300**

356 (1950–1965)



Connecting rod, weight category 20 (514–523 g)
Part no. **61610301203020**

356 (1950–1965)
Also for 912



Gasket
Part no. **69210096800**

356 B (1960–1963)
356 C (1963–1965)
Also for 912



Hexagon head bolt M8x35
Part no. **90037801502**

968 (1992–1995)



Stainless steel protective tube for push rod
Part no. **61610523101**

356 (1950–1965)



Sealing ring for fuel pump top cover
Part no. **70210842200**

356 B (1960–1963)
356 C (1963–1965)
911 F (1965–1968),
also for 912

Cylinder screw M6x25
Part no. **90006727908**

924 S (1986–1988)
944 (1985–1985)
944/2 (1986–1989)
944 Turbo (1985–1991)
944 S (1987–1988)
944 S2 (1989–1991)
968 (1992–1995)



Spring for adjusting screw for Weber carburetor
Part no. **90110080500**

914/6 (1970–1972)
911 F (1965–1973)



Remote thermometer transmitter
Part no. **61610780502**

356 pre A (1950–1955)
356 A (1955–1959)
356 B (1959–1963)
356 C (1963)



Wing nut M6
Part no. **90002900202**

911 F (1969)



Screw M6x16
Part no. **9000750570B**

911 G (1974–1977)



Main nozzle 110
Only for vehicles with engines with a Weber carburetor.
Part no. **90110097804**

911 F (1965–1971)



Sealing ring

Part no. **90110091700**

Only for vehicles with engines with a Weber carburetor.

356 B (1960–1963)
356 C (1963–1965)
914/6 (1970–1972)
911 F (1968–1971)



Oil line, left

Part no. **90110734500**

Up to engine number 0903069.

911 F (1965–1968)



Air correction nozzle 210

Part no. **90110894003**

911 F (1972–1973)



Adjusting screw

Part no. **91110092301**

Only for vehicles with engines with a Zenith carburetor.

911 F (1970–1973)



Oil line, right

Part no. **90110734600**

Up to engine number 903069.

911 F (1965–1966)



Hollow screw

Part no. **90111091701**

911 F (1969–1973)
911 G (1974–1977)



Main nozzle 115

Part no. **91110092900**

911 F (1970–1971)



Atomizer

Part no. **90110098500**

914/6 (1970–1972)
911 F (1968–1971)



Membrane

Part no. **90110893200**

911 F (1965–1968)



Hexagon nut M16x1

Part no. **90160390501**

928 (1978–1982)
928 S (1981–1982)
911 F (1965–1973)
911 G (1974–1981)
911 Turbo (1975–1981)



Main nozzle 120

Part no. **91110092903**

911 F (1972–1973)



Shim 0.15 mm

Part no. **90110516201**

911 F (1965–1968)



Air correction nozzle 195

Part no. **90110894000**

911 F (1970–1973)



Remote thermometer transmitter

Part no. **90174163201**

356 C (1964–1965)
911 F (1965–1968)



Engine cover

Part no. **91110680204**

911 F (1965–1973)
911 G (1974–1983)
911 Turbo (1975–1983)

**Engine cover**Part no. **91110680205****911 Carrera** (1984–1989)**911 Turbo** (1984–1989)**Lever**Part no. **91110806101**

Only for vehicles with mechanical injection.

911 F (1972–1973)**911 G** (1974–1977)**Actuating shaft**Part no. **91110807100**

Only for vehicles with a Zenith carburetor.

914/6 (1970–1972)**911 F** (1971–1972)**Hollow screw**Part no. **91110891001****911 F** (1972–1973)**911 G** (1974–1977)**Threaded connector**Part no. **91111015900**

Only for Type 911 F vehicles with K-Jetronic engines.

924 (1976–1979)**924 Turbo** (1979)**911 F** (1972–1973)**911 G** (1974–1976)**Rubber grommet**Part no. **91435620200****914** (1970–1974)**911 F** (1970–1973)**Cylinder head gasket for cylinders 1–4**Part no. **92810437115****928** (1978–1982)**Toothed belt cover**Part no. **92810514408**

For 928 S4 from engine number 81H 00660 (manual transmission) and from engine number 81H 06735 (automatic transmission).

928 S4 (1987–1991)**928 GTS** (1992–1995)**Thermal timer switch**Part no. **92860510102****924** (1976–1985)**924 S** (1986–1985)**924 Turbo** (1979–1982)**928** (1978–1982)**928 S** (1981–1984)**Regulator housing**Part no. **93010701700****911 G** (1974–1983)**911 Carrera** (1984–1989)**911 Turbo** (1975–1989)**959** (1987–1988)**Spacer sleeve 70.5 mm**Part no. **93011043600**

Only for vehicles with plastic air filter housing.

911 Turbo (1975–1977)**Spacer sleeve**Part no. **93011043601**

Only for vehicles with metal air filter housing.

911 Turbo (1975–1989)**911 Turbo** (1991–1994)**Hose**Part no. **93011058902****911 Carrera** (1984–1989)



Piping

Part no. **93011066500**

911 Carrera (1984–1989)



Water cooler

Part no. **94410603104**

924 S (1986–1988)

944 (1982–1985)

944/2 (1986–1989)

944 S (1987–1988)



V-belt 9.5x695

Part no. **9991923135A**

911 G (1980–1983)

911 Carrera (1984–1989)

911 Turbo (1975–1989)



Oil cooler

Part no. **93020705304**

911 G (1980–1983)

911 Carrera (1984–1989)

911 Turbo (1980–1989)



Water cooler with sealing plugs

Part no. **95110603107**

944 Turbo (1985–1991)

944 S2 (1989–1991)

968 (1992–1995)

Fastening clip

Part no. **99951107602**

914/6 (1970–1972)

924 S (1986–1988)

928 S4 (1987–1991)

928 GTS (1992–1995)

911 F (1965–1973)

911 G (1974–1977)

911 Turbo (1975–1977)



Hose clamp

Part no. **9995122670B**

911 G (1974–1983)

911 Turbo (1975–1983)



Breather for crankcase ventilation

Part no. **93110706301**

924 Turbo (1979–1982),
also for **924 Carrera GT**



Water cooler

Part no. **95110603108**

Only for 968 with M249 (Tiptronic transmission).

968 (1992–1995)



Hose clamp

Part no. **99951223502**

924 S (1986–1988)

944 (1982–1991)

911 G (1975–1983)

911 Carrera (1984–1989)

911 Turbo (1975–1989)



Hose clamp

Part no. **99951230302**

911 F (1972–1973)

911 G (1974–1983)

911 Turbo (1975–1983)



Connecting rod bearing

Part no. **93510314153**

959 (1987–1988)



Oil line, left

Part no. **95910725102**

959 (1987–1988)



K-Jetronic injection valve sealing kit

Part no. **PCG91111125**

911 G (1974–1983)



Rubber metal bearing

Part no. **99968900100**

928 S (1984–1986)

959 (1987–1988)



Rubber grommet
Part no. **99970307650**

914/6 (1970–1972)
911 F (1965–1973)



Hexagon head bolt M6x50
Part no. **N 0402591**

924 S (1986–1988)
944/2 (1987–1988)
944 Turbo (1987–1991)
944 S (1987–1988)
944 S2 (1989–1991)



Breather
Part no. **PCG103129A**

924 (1976–1985)



Temperature sensor
Part no. **PCG65312100**

944 (1985–1988)
944/2 (1986–1989)
944 Turbo (1985–1991)
944 S (1987–1988)
944 S2 (1989–1991)
968 (1992–1995)
959 (1987–1988)



Hexagon head bolt M8x35
Part no. **N 0102478**

914 (1970–1976)



Gasket
Part no. **N 0438543**

959 (1987–1988)



Cable holder
Part no. **PCG10601700**

993 (1994–1998)



Snap ring
Part no. **N 0124601**

924 (1976–1985)
924 Turbo (1979–1982)



Stud bolt M8x30
Part no. **N 0444115**

924 (1976–1985)



Repair set
Sealing plugs
for water cooler
Part no. **PCG10603107**

944/2 (1989–1989)
944 Turbo (1989–1991)
944 S2 (1989–1991)
968 (1992–1995)



Sealing ring A8x12
Part no. **N 0138302**

914 (1970–1976)



Alternator support
Part no. **PCG10121601**

356 B (1960–1963)
356 C (1963–1965)
Also for 912

Fuel / exhaust system



Stud bolt M10x35
Part no. **90008103102**

911 Turbo (1975–1977)



Pipe clamp, right
Part no. **90121105222**

911 F (1965–1973),
also for 912
911 G (1974–1983)
911 Carrera (1984–1986)
911 Turbo (1975–1986)



Earth lead
Part no. **90161230320**

911 F (1965–1973),
also for 912
911 G (1974–1983)
911 Carrera (1984–1986)
911 Turbo (1975–1986)



Sealing ring A14x18
Part no. **90012300760**

911 F (1965–1973),
also for 912
911 G (1974–1975)



Exhaust trim, chrome
Part no. **91111124503**

911 G (1974–1989)



**Clamping screw
for heating actuation**
Part no. **64421175501**

356 (1950–1965)



Pipe clamp, left
Part no. **90121105122**

911 F (1965–1973),
also for 912
911 G (1974–1983)
911 Carrera (1984–1986)
911 Turbo (1975–1986)



Fuel line, rear
Part no. **90135653201**

911 F (1965–1973),
also for 912



Fuel pump
Part no. **91160810703**

914/6 (1970–1972)
911 (1970–1973),
only for 911 T with carburetor



**Screw and washer assembly
M8x16**
Part no. **90007536402**

993 (1994–1998)



Fuel pump bracket
Part no. **90135650503**

911 F (1970–1971)



Fuel pump
Part no. **90160810504**

911 F (1968–1973),
only for 911 E/S/RS



Hook for silencer
Part no. **92811126401**

928 (1978–1982)
928 S (1981–1986)
928 S4 (1987–1991)
928 GTS (1992–1995)



Fuel pump
Part no. **91160811006**

911 F (1972–1973),
only for 911 T with K-Jetronic
911 G (1974–1977),
only for 911 Carrera 3.0 and
911 S with K-Jetronic



Collar screw
Part no. **93112319700**

924 Turbo (1979–1982)



Exhaust manifold sleeve
Part no. **93112319900**

924 Turbo (1979–1982)



Exhaust pipe
Part no. **95911117801**

959 (1987–1988)



Circlip
Part no. **99904100101**

356 (1950–1965)
911 F (1965–1968),
also for 912



Hose
Part no. **99918141950**

928 S4 (1987–1991)
928 GTS (1992–1995)



Tapping screw 6.3x19
Part no. **N 0138911**

924 (1976–1985)
924 S (1986–1988)
924 Turbo (1979–1982)
944 (1982–1991)
968 (1992–1995)



Set of clamping sleeves
for heating wiring
Part no. **PCG35621100**

356 (1950–1965)



911 heat exchanger
mounting kit
Part no. **PCG91121100**

911 G (1974–1983)
911 Carrera (1984–1986)



Flap box repair set
Part no. **PCG96457200**

964 (1989–1994)



Hexagon head bolt
Part no. **003323699B**

Only for vehicles
with automatic transmission.

924 (1980–1985)
924 S (1986–1988)
924 Turbo (1980–1982)
928 S (1983–1986)
928 S4 (1987–1991)
928 GTS (1992–1995)
944 (1982–1991)

Transmission



Synchroniser ring
Part no. **016311247**

924 (1980–1985)
924 S (1986–1988)
924 Turbo (1979–1982)
944 (1982–1991)



Retention spring for release bearing
Part no. **71611683100**

356 pre A (1950–1955)
356 A (1955–1959)



Angular ball bearing with groove
Part no. **90005300202**

356 pre A (1950–1955)
356 A (1955–1959)



Angle bracket
Part no. **90142336900**

911 F (1965–1973)
911 G (1974–1982)
911 Turbo (1975–1982)



Accelerator cable deflection bolt 106 mm
Part no. **356 23158**

356 pre A (1950–1955)
356 A (1955–1959)



Sliding piece
Part no. **71833252501**

356 B (1959–1963)
356 C (1963–1965)



Feather key
Part no. **90011704500**

924 S (1986–1988)
944 (1982–1985)
944/2 (1986–1989)
944 Turbo (1985–1989)
944 S (1987–1988)
944 S2 (1989–1989)



Gasket for gearbox cover
Part no. **90530139202**

914/6 (1970–1972),
Sportomatic transmission only
911 F (1965–1973),
Sportomatic transmission only



Gasket for manual transmission housing
Part no. **477301191A**

924 (1976–1979)
924 Turbo (1979–1982)



Taper roller bearing
Part no. **99905900800**

914/6 (1970–1972)
Sportomatic transmission only
911 F (1965–1973)



Gear shaft
Part no. **90131833112**

911 F (1969–1971)



Screw plug
Part no. **91530731900**

Only for 911 Carrera 2.7 L RS.

911 F (1972–1973)



Pressure plate
Part no. **61611601404**

356 B (1959–1963)
356 C (1963–1965)



Angular ball bearing
Part no. **90005300201**

356 (1950–1965)



Spacer ring 2.5 mm
Part no. **90133226501**

914/6 (1970–1972)
911 F (1965–1970)



Bearing bush
Part no. **91531833900**

911 F (1972–1973)
911 G (1974–1977)



Pressure line
Part no. **96431534302**

911 Carrera 2 (1990–1993)
911 Carrera 4 (1989–1993)



Cotter pin 2x15
Part no. **9000210080A**

356 B (1959–1963)
356 C (1963–1965)
914 (1970–1976)
911 F (1965–1973)
911 G (1974–1989)
911 Carrera (1984–1989)
911 Turbo (1975–1989)

Front axle / steering



Guide bush
Part no. **111953535D**

914 (1972–1974)
911 G (1974–1977)
911 Turbo (1975–1977)



Lock nut
Part no. **131405669**

914 (1970–1976)



Lock nut
Part no. **131405670**

914 (1970–1976)
924 (1976–1985)
924 Turbo (1979–1982)



Nut
Part no. **356 41450**

356 pre A (1950–1955)
356 A (1955–1959)



Nut
Part no. **356 41451**

356 pre A (1950–1955)
356 A (1955–1959)



Spacer
Part no. **356 41457**

356 pre A (1950–1955)
356 A (1955–1959)



Thrust washer 3.50–3.55 mm
Part no. **356 41463**

356 (1950–1965)



Thrust washer 3.60–3.65 mm
Part no. **356 41464**

356 (1950–1965)



Thrust washer 3.85–3.90 mm
Part no. **356 414651**

356 (1950–1965)



Locking plate
Part no. **356 47109**

356 pre A (1950–1955)
356 A (1955–1959)



Threaded pin
Part no. **644 41205**

356 (1950–1965)



Washer
Part no. **90022301002**

944 (1985–1985)
944/2 (1986–1989)
944 Turbo (1985–1991)
944 S (1987–1988)
944 S2 (1989–1991)
968 (1992–1995)



Vibration damper
Part no. **91133305117**

911 Carrera (1986–1989)



Lock nut M16x1
Part no. **91434167100**

356 (1950–1965)
914/6 (1970–1972)
911 F (1965–1973),
also for 912



Hexagon head bolt
M12x1.5x52
Part no. **9000820100B**

356 (1950–1965)



Replacement set
for vibration damper
Part no. **PCG34190401**

911 G (1974–1977)



Replacement set
for damper strut
Part no. **91134191309**

911 G (1974–1985)
911 Turbo (1975–1977)



Serrated washer
Part no. **90011500701**

914/6 (1970–1971)
911 F (1965–1973),
also for 912
911 G (1974–1989)



Ring
Part no. **90134779300**

911 F (1965–1967),
also for 912



Replacement set
for damper strut
Part no. **91134191310**

To be used in pairs.

Up to 1986: Only for 911 Carrera
with the vehicle ID numbers:

- from 91FS100490
- from 91FS109585
- from 91FS140215
- from 91FS149561
- from 91FS150205
- from 91FS159563

As of 1987: For 911 Carrera
with M474 (sporty front and rear
shock absorbers), M491 (Turbo-
Look) or M637 (Club-Sport “CS”)
only.

911 Carrera (1984–1989)



Cardan joint
Part no. **93034702502**

914/6 (1970–1972)
911 F (1969–1973),
also for 912
911 G (1974–1989)



Hexagon nut M16x1.5
Part no. **90018300701**

911 F (1965–1967),
also for 912



Steering tie rod
Part no. **95934703122**

959 (1989–1994)



Front axle wheel bearing
Part no. **95934163101**

959 (1987–1988)



Front axle damper strut, right
Part no. **96534304205**

911 Carrera 4 (1989–1994),
also for Turbo-Look



Washer
Part no. **9990252210C**

944/2 (1989)
944 Turbo (1989–1991)
944 S (1987–1988)
944 S2 (1989–1991)
968 (1992–1995)



Wheel hub bearing set
Part no. **PCG05906500**

914 (1970–1976)
911 F (1969–1973),
also for 912
911 G (1974–1989)



Protective bellow
Part no. **99334350501**

Please observe the technical information. Your Porsche partner will be happy to provide information regarding the specific suitability.

911 Carrera 2 (1994–1998)
911 Carrera 4 (1995–1998)
911 Turbo (1995–1998)



Front axle damper strut, left
Part no. **96534304106**

Only for the 911 Turbo with 3.6 L displacement.

911 Turbo (1993–1994)



Front axle damper strut, right
Part no. **96534304206**

Only for the 911 Turbo with 3.6 L displacement.

911 Turbo (1993–1994)



Front axle damper strut, left
Part no. **96534304105**

Please observe the technical information. Further information can be obtained from your Porsche Classic Partner or at your authorized Porsche Dealer.

911 Carrera 4 (1989–1994),
also for Turbo-Look



Ball joint for tie rod
Part no. **99334732202**

911 Carrera 2 (1994–1998)
911 Carrera 4 (1995–1998)
911 Turbo (1995–1998)



Vibration damper
Part no. **91133305116**

911 G (1978–1983),
only for 911 SC
with vehicle ID numbers:
– from 9118301908
– from 9118311408
911 Carrera (1984–1985)



Hexagon head bolt M10x65
Part no. **N 0403211**

924 (1976–1988)
944 (1982–1991)
968 (1992–1995)

Rear axle



**Hexagon head bolt
M12x1.5x115**
Part no. **90008205902**

924 (1976–1988)
944 (1982–1991)
968 (1992–1995)
959 (1987–1988)



Additional plastic springs
Part no. **96433310582***

993 (1994–1998)



Top adjusting nut, black
Part no. **96434350302***

993 (1994–1998)



**Hexagon head bolt
M14x1.5x130**
Part no. **90008206202**

911 Turbo (1975–1977)



Bottom locking nut, black
Part no. **96434350203***

993 (1994–1998)



Stabilizer hangers
Part no. **99333307304***

993 (1994–1998)



Outer cylinder roller bearing
Part no. **113501277B**

924 (1976–1985)
924 Turbo (1979–1982)
944 (1982–1985)
944 Turbo (1985–1985)



Bump stop
Part no. **95950462300**

959 (1987–1988)



Spring plate
Part no. **99333350481***

993 (1994–1998)



Hexagon nut M12x1.25
Part no. **9990844450B***

993 (1994–1998)



Hexagon head bolt M10x55
Part no. **90007419201**

914 (1970–1976)



Hexagon head bolt
Part no. **9990740060A**

356 A (1956–1959)
356 B (1959–1963)
356 C (1963–1963)



Plate washer 14x48x3.5
Part no. **99902523003***

993 (1994–1998)



Wheel bearing set, rear axle
Part no. **PCG93005900**

911 Carrera (1984–1989),
only with M491 (Turbo-Look)
911 Turbo (1975–1989)

*Please observe the technical information. Your Porsche partner will be happy to provide information regarding the specific suitability.



**Mounting set
for slotted protective cover**
Part no. **PCG59800100**

Suitable for protective cover 644 34191, slotted on axle tube. Consists of the following parts: 1x hose clamp (99951235002), 1x hose clamp (99951249900) and the following fastening components: Flathead screws (90014602502), washer (90015102801), hexagon nuts (N 011004G).

356 (1950–1965)



Clamp
Part no. **113609625**

924 (1976–1985),
except Turbo

**Mounting set for protective
cover, not slotted**
Part no. **PCG59800200**

Suitable for protective cover 644 34191, not slotted on axle tube. Consists of the following parts: 1x hose clamp (99951235002), 1x hose clamp (99951249900).

356 (1950–1965)



Safety clamp
Part no. **211609619**

924 (1976–1985),
except Turbo



Tension spring
Part no. **356 42168**

356 pre A (1950–1955)
356 A (1955–1959)
356 B (1959–1963)



Decorative wheel cap
Part no. **477601151E**

924 (1976–1985)



**Brake master cylinder
with brake light switch**
Part no. **477611017**

924 (1980–1980)
924 Turbo (1980–1980)



**Brake master cylinder
with brake light switch**
Part no. **477611017A**

924 (1981–1985)
924 Turbo (1981–1982)



Brake fluid equalizing tank
Part no. **477611303B**

924 (1980–1985)
924 S (1986–1988)
924 Turbo (1980–1982)
944 (1982–1985)



Countersunk screw M6x10
Part no. **90001302402**

356 C (1964–1965)
911 F (1965–1968),
also for **912**



Outer sealing ring
Part no. **90012300522**

911 F (1969–1973),
also for **912**

Wheels / brakes



**Brake callipers screw
M12x1.5x30**
Part no. **90008302303**

For model years from 1978 to 1983, the screw can only be used for the 911 SC.

- 911 F** (1969)
- 911 G** (1974–1983)
- 911 Carrera** (1984–1989)
- 911 Turbo** (1975–1977)



Angle piece
Part no. **90135561501**

- 914** (1970–1976)
- 924** (1980–1985),
only for 924 Carrera GT
- 924 S** (1986–1988)
- 944** (1982–1985)
- 911 F** (1965–1973),
also for 912
- 911 G** (1974–1989)
- 959** (1987–1988)
- 911 Carrera 4** (1989–1994)
- 911 Carrera RS** (1992)
- 911 Turbo** (1991–1994), **also for Turbo-Look** (1992–1994)



Rear connecting cable
Part no. **90135562702**

- 911 F** (1965–1968),
also for 912



Brake disc
Part no. **90135140112**

- 356 C** (1964–1965)



**Mounting parts
for brake pads**
Part no. **91135195103**

- 911 G** (1974–1977)
- 911 Turbo** (1975–1977)



**Mounting parts
for brake pads**
Part no. **91135195102**

- 911 G** (1974–1977)



**Decorative wheel cover
with full-color Porsche crest**
Part no. **92836103206TPP***

- 924** (1976–1988)
- 944** (1982–1991)
- 968** (1992–1995)
- 964** (1989–1994)
- 993** (1994–1998)
- 986** (1997–2004)
- 996** (1998–2005)



Polished hub cap
Part no. **91436130307**

- 914** (1970–1976)



Spacer
Part no. **95935515300**

- 959** (1987–1988)



**"Turbo S" decorative
wheel cover**
Part no. **99336198000**

Only for 993 Turbo S.

- 911 Turbo** (1997–1998)



**Mounting set
for handbrake shoe**
Part no. **PCG35209712**

- 911 F** (1965–1973),
also for 912
- 911 G** (1974–1989)

*Please observe the technical information. Your Porsche partner will be happy to provide information regarding the specific suitability.

Hand lever and pedal system



Bolt
Part no. **9000880010B**

356 B (1960–1963)
356 C (1963–1963)



Slide bush
Part no. **96442422300**

Only for the 911 Turbo from model years 1975 to 1977 and 1987 to 1988.

356 B (1959–1963)
914 (1973–1976)
924 Turbo (1979–1982)
911 F (1965–1973)
911 Turbo (1975–1977 and 1987–1988)
911 G (1974–1986)



Pedal bushing kit
Part no. **PCG91142300**

911 F (1965–1973),
also for 912
911 G (1974–1986)
911 Turbo (1975–1977)
914 (1970–1976)



Hand brake cable sleeve
Part no. **91442459200**

914 (1970–1976)



Clutch master cylinder
Part no. **95942317102**

959 (1987–1988)



Locking nut
Part no. **64442457100**

356 pre A (1950–1955)
356 A (1955–1959)
356 B (1959–1963)



Hexagon head bolt M5x40
Part no. **90007431802**

Only for 968 with M249 (Tiptronic transmission).

968 (1992–1995)



Shift rod repair set G50
Part no. **PCG42402004**

911 Carrera (1987–1989)
911 Turbo (1987–1989)

Shift rod repair set
Part no. **PCG42402000**

Only for 911 Turbo from model years 1975 to 1977 and 1987 to 1988.

911 F (1965–1973),
also for 912
911 G (1974–1983)
911 Carrera (1984–1986)
911 Turbo (1975–1977)
911 Turbo (1987–1988)

Bodywork



Spring washer B3
Part no. **90002800601**

356 B (1960–1963)
356 C (1963–1965)
914 (1970–1976)
928 (1978–1995)



Cylinder screw M5x10

Part no. **90011901102**

356 C (1963–1965)
911 F (1965–1968),
only for model years 1965
to 1968 and 1970 to 1973
also for 912
911 G (1974–1983)
911 Carrera (1984–1986)
911 Turbo (1975–1977)



**Raised countersunk
self-tapping screw
B 3.9x13**
Part no. **90014502802**

911 F (1965–1973),
also for 912
911 G (1974–1977)
911 Carrera (1984–1989)
911 Turbo (1975–1977)



Nut M5
Part no. **90003403307**

944 Turbo (1990–1991)
944 S2 (1991)
968 (1992–1995)



Cylinder screw M6x15
Part no. **90011904202**

911 F (1969–1973),
also for 912



**Countersunk-head tapping
screw 4.2x16**
Part no. **90014503502**

924 (1976–1985)
924 Turbo (1979–1982)
911 F (1965–1973),
also for 912
911 G (1978–1983)
911 Carrera (1984–1989)
944 (1982–1985)
959 (1987–1988)



Tappet clearance decal
Part no. **546 72203**

356 (1950–1965)
Also for 912



Screw M8x85
Part no. **90007531102**

928 (1978–1979)



Washers
Part no. **64455585700**

356 (1950–1965)



Nut
Part no. **90007800902**

911 F (1965–1973)
911 G (1974–1989)



**Countersunk-head tapping
screw 3.5x9.5**
Part no. **90014400802**

928 (1978–1995)



Countersunk screw M4x10
Part no. **90014701102**

911 F (1969–1973),
also for 912



O-ring 8x28
for low pressure switch
Part no. **90017401140**

928 S (1983–1986)
928 S4 (1987–1991)
928 GTS (1992–1995)



Countersunk screw M5 x 20
Part no. **90027004907**

911 F (1965–1973),
also for 912
911 G (1974–1979)
911 Turbo (1975–1979)



Door handle base, rear
Part no. **90153163221**

911 F (1968–1969),
also for 912



Countersunk-head tapping screw M5 x 10
Part no. **9001480090B**

356 (1950–1965)



Cylinder screw M6x20
Part no. **90018601802**

911 G (1974–1980)
911 Turbo (1975–1983)



Support pipe
Part no. **90150109221**

911 F (1969–1973),
also for 912



Lock striker, left
Part no. **90153170101**

911 F (1965–1972)



Raised countersunk head screw M4x15
Part no. **90014802302**

Only for 911 Coupe.

911 F (1965–1973)
911 G (1974–1977)
911 Turbo (1975–1977)



Roll pin 4x12
Part no. **90019701800**

924 (1984–1985)
924 S (1986–1988)
924 Turbo (1979–1982)
928 (1981–1995)
944 (1984–1985)
944/2 (1986–1989)
944 Turbo (1985–1991)
944 S (1987–1988)
944 S2 (1989–1991)
968 (1992–1995)
959 (1987–1988)



Primed light mount, left
Part no. **90150306722GRV**

911 F (1965–1968),
also for 912



Lock striker, right
Part no. **90153170201**

911 F (1965–1972)



Primed light mount, right
Part no. **90150306822GRV**

911 F (1965–1968),
also for 912



Rosette for Targa roof closing mechanism
Part no. **90156529946**

911 F (1970–1973)
911 G (1974–1983)
911 Carrera (1984–1986)



Button for ventilation/heating control, black

Part no. **90157191700**

- 914** (1970–1976)
- 911 F** (1969–1973),
also for 912
- 911 G** (1974–1983)
- 911 Carrera** (1984–1985)
- 911 Turbo** (1975–1985)



Button, red

Part no. **90157191800**

- 914** (1970–1976)
- 911 F** (1969–1973),
also for 912
- 911 G** (1974–1983)
- 911 Carrera** (1984–1985)
- 911 Turbo** (1975–1985)



Mounting bracket

Part no. **91150150501**

- 911 F** (1965–1973),
also for 912



Left-hand door sill

Part no. **91150340106GRV**

- 911 F** (1969–1973),
also for 912
- 911 G** (1974–1983)
- 911 Carrera** (1984–1989)
- 911 Turbo** (1975–1989)



Right-hand door sill

Part no. **91150340206GRV**

- 911 F** (1969–1973),
also for 912
- 911 G** (1974–1983)
- 911 Carrera** (1984–1989)
- 911 Turbo** (1975–1989)



Lock striker, left

Part no. **91153170102**

- 911 F** (1973)
- 911 G** (1974–1989)
- 959** (1987–1988)
- 964** (1989–1994)



Seat adjustment handwheel/cap

Part no. **91152138102**

- 924** (1976–1985)
- 924 S** (1986–1988)
- 924 Turbo** (1979–1982)
- 928** (1978–1982)
- 928 S** (1981–1984)
- 944** (1982–1985)
- 911 G** (1974–1983)
- 911 Carrera** (1984–1984)
- 911 Turbo** (1975–1984)



Lock striker, right

Part no. **91153170202**

- 911 F** (1973)
- 911 G** (1974–1989)
- 959** (1987–1988)
- 964** (1989–1994)



Rod for push button, right

Part no. **91153170802**

- 911 Carrera** (1988–1989)
- 911 Turbo** (1988–1989)
- 964** (1989–1994)



Dashboard cover

Part no. **91155204803709**

- 911 F** (1970–1973)
- 911 G** (1974–1975)



Top drive microswitch

Part no. **91161307102**

Only for Cabriolet with M439 (electric hood operation).

- 911 Carrera** (1986–1989)



Outer door seal, right

Part no. **91453181411**

- 914** (1970–1976)



Cover plate, black

Part no. **91154318501**

- 911 G** (1980–1983)
- 911 Turbo** (1980–1983)



Outer door seal, left
Part no. **91453181311**

914 (1970–1976)



End cover
Part no. **94450303302**

924 S (1986–1988)
944 (1985–1985)
944/2 (1986–1989)
944 Turbo (1985–1989)
944 S (1987–1988)
944 S2 (1989–1989)



Adjusting washer
Part no. **94456445901**

924 S (1986–1988)
944 (1985–1985)
944/2 (1986–1989)
944 Turbo (1985–1991)
944 S (1987–1988)
944 S2 (1989–1991)
968 (1992–1995)



Cover
Part no. **95950368100**

959 (1987–1988)



Air conditioning compressor
Part no. **92812611301**

928 GTS (1993–1995)



Cover
Part no. **95950368300**

959 (1987–1988)



Loudspeaker grille
Part no. **94455514901**

944 (1987–1991)
911 Carrera (1987–1989)
911 Turbo (1975–1989)
964 (1989–1994)
993 (1995–1998)



**Interior temperature sensor
for air conditioning**
Part no. **94465922101**

Only for vehicles with M573
(air conditioning).

944 (1985–1991)
968 (1992–1995)



Rubber buffer
Part no. **95950438900**

959 (1987–1988)



O-ring 10.8x2.4
Part no. **94457321700**

968 (1993–1995)



Wing
Part no. **96550303208**

Only for flatnose 964 Turbo.

911 Turbo (1993–1993)

Base, left
Part no. **92853742502**

924 (1976–1985)
924 S (1986–1988)
928 (1978–1995)
944 (1982–1991)
968 (1992–1995)



Sealing strip
Part no. **99350534300**

993 (1994–1998)



Rubber piping
Part no. **9935054990170B**

993 (1994–1998)



Inner seat bolster side section, left
Part no. **99352203300**

993 (1994–1998)



Inner seat bolster side section, right
Part no. **99352203400**

993 (1994–1998)



Inner seat bolster side section, left
Part no. **99352203301**

Only for emergency seat backrest. Only for 993 Cabriolet with M335 (3-point automatic seat belt). Only available in the USA, Canada, Australia, Japan and New Zealand.

911 Carrera 2 (1994–1998)
911 Carrera 4 (1995–1998)
911 Turbo (1995–1998)



Inner seat bolster side section, right
Part no. **99352203401**

Only for emergency seat backrest. Only for 993 Cabriolet with M335 (3-point automatic seat belt). Only available in the USA, Canada, Australia, Japan and New Zealand.

911 Carrera 2 (1994–1998)
911 Carrera 4 (1995–1998)
911 Turbo (1995–1998)



Lock striker, left
Part no. **99353102901**

993 (1994–1998)



Lock striker, right
Part no. **99353103001**

993 (1994–1998)



Washer
Part no. **99902509802**

911 Carrera (1984–1989)
911 Turbo (1975–1989)



Tenax lower part
Part no. **99959160312**

Only for 911 Targa.

911 F (1965–1971)



Outer seat bolster side section, left
Part no. **99352203100**

993 (1994–1998)



Outer seat bolster side section, right
Part no. **99352203200**

993 (1994–1998)



Adhesive tape for front bumper and top cover
Part no. **9999115574A**

993 (1994–1998)
911 Carrera 2 (1994),
only for Speedster



Rivet B4x32
Part no. **N 0136661**

924 (1976–1985)
924 S (1986–1988)
924 Turbo (1979–1982)
944 (1982–1991)
968 (1992–1995)



Oval-head screw M4x15
Part no. **N 0141179**

944 (1982–1991)
911 G (1981–1983)
911 Turbo (1975–1977)



Sechskantschraube M6x35
Part no. **N 0102213**

924 (1976–1985)
924 S (1986–1988)
924 Turbo (1979–1982)
928 (1978–1995)
944 (1982–1991)
968 (1992–1995)
911 Turbo (1988–1989),
only flatnose version



Piping set for Turbo body
Part no. **PCG50339400**

911 Turbo (1977–1989)



Piping set for 911 G body
Part no. **PCG50339422**

Only for 911 S.

911 G (1974–1975)



Headlight casing
Part no. **PCG63115100GRV**

356 A (1956–1959)
356 B (1959–1963)
356 C (1963–1965)



Oval-head screw M6x15
Part no. **N 0141405**

914 (1970–1976)
924 (1976–1985)
924 S (1986–1988)
924 Turbo (1979–1982)
928 S (1983–1986)
928 S4 (1987–1991)
944 (1982–1991)



Roll pin 3x10
Part no. **N 0233232**

924 S (1986–1988)
944 (1985–1985)
944/2 (1986–1989)
944 Turbo (1985–1991)
944 S (1987–1988)
944 S2 (1989–1991)



Bumper mounting clips, front
Part no. **PCG50514703**

911 G (1974–1989)



Piping set for 911 G body
Part no. **PCG79950307**

911 G (1976–1983)
911 Carrera (1984–1989)
911 Turbo (1976–1989)

Electrical equipment



Ignition coil
Part no. **211905115B**

924 Turbo (1981–1982),
also for the **924 Carrera GT**



Hexagon head bolt
M10x130
Part no. **90007419702**

928 S (1983–1986)
928 S4 (1987–1991)
928 GTS (1992–1995)
944 (1985–1985)
944/2 (1986–1989)
944 Turbo (1985–1991)
944 S (1987–1988)
944 S2 (1989–1991)
968 (1992–1995)



Relay for injection pump
Part no. **90161511101**

911 F (1969–1973),
also for **912**
911 G (1974–1975)
911 Turbo (1975–1975)



Grommet for cover
of control unit
Part no. **311906105A**

for the **914** with 1.8 L displacement. Only available in the USA.

914 (1973–1974)



Flared disc, chrome
Part no. **90162892200**

914 (1970–1976)
911 F (1965–1973),
also for **912**



Grommet for cover plate
Part no. **021119627B**

Only available in the USA.

914 (1970–1976)



Battery cover
for 12 volt battery
Part no. **64461112112**

356 B (1963–1963)
356 C (1963–1965)



Light bulb 6V 5W
Part no. **90063112392**

356 B (1960–1963)



Switch for door contact
and glove box light
Part no. **90161560103**

911 F (1969–1973),
also for **912**
911 G (1974–1989)
959 (1987–1988)
964 (1989–1994)



Countersunk screw M5x18
Part no. **90001303002**

911 F (1965–1967),
also for **912**



Raised head screws 4x25
Part no. **9000220020A**

356 (1950–1965)



Pressure hose
Part no. **9009180314B**

911 G (1974–1979)
911 Turbo (1975–1979)



Loudspeaker grille
Part no. **91155545301**

911 Carrera (1988–1989)
911 Turbo (1988–1989)
964 (1989–1994)

Loudspeaker grille
Part no. **91155545101**

Except vehicles with M490
(sound package).

911 Carrera (1988–1989)
911 Turbo (1988–1989)
964 (1989–1994)
911 Carrera 2 (1994–1998)
911 Carrera 4 (1995–1998)
911 RS (1996–1997)
911 Turbo (1995–1998)



Flared disc, black
Part no. **91162896300**

924 (1980–1985)
924 S (1986–1988)
924 Turbo (1979–1982)
928 (1978–1982)
928 S (1981–1986)
944 (1982–1985)
944 Turbo (1985–1985)
911 G (1974–1989)
959 (1987–1988)
964 (1989–1994)



Brake light, complete
Part no. **91163107101**

911 Carrera (1987–1989),
only for **911 Cabriolet**



Connecting cable
Part no. **91161202320**

911 F (1972–1973)



Tweeter
Part no. **944645502001DB**

968 (1993–1995)



Subwoofer support
Part no. **91155567101**

911 Carrera (1988–1989)
911 Turbo (1988–1989)
911 Carrera 2 (1990–1994)
911 Carrera 4 (1989–1994)



**Headlight spray nozzle
support, left**
Part no. **91162880700**

911 G (1974–1979)



**Headlight spray nozzle
support, right**
Part no. **91162880800**

911 G (1974–1979)



Brake light, complete
Part no. **91163107201**

911 Carrera (1987–1989),
only for **911 Cabriolet/spoiler**
911 Turbo (1987–1989),
only for **911 Cabriolet/spoiler**
911 (1990–1994), only for
911 Cabriolet/Spoiler



**DIN/ISO adapter
for Porsche Classic Radio
Navigation System**
Part no. **91164240000**

914 (1970–1976)
924 (1976–1988)
928 (1978–1995)
944 (1982–1991)
968 (1992–1995)
911 F (1965–1973),
also for **912**
911 G (1974–1989)
959 (1987–1988)
964 (1989–1994)
993 (1994–1998)



Retaining plate for wiring harness

Part no. **92861249300**

Only for vehicles with M249 (automatic transmission).

- 928 S** (1981–1986)
- 928 S4** (1987–1991)
- 928 GTS** (1992–1995)



Cover cap

Part no. **95961813300**

959 (1987–1988)



Light bulb 6 V, 21 W

Part no. **N 0177321**

356 (1950–1965)



Ignition lock connector housing

Part no. **99965242640**

- 914/6** (1970–1972)
- 924 S** (1986–1988)
- 928 S** (1983–1986)
- 928 S4** (1987–1991)
- 928 GTS** (1992–1995)
- 944** (1985–1985)
- 944/2** (1986–1989)
- 944 Turbo** (1985–1991)
- 944 S** (1987–1988)
- 944 S2** (1989–1991)
- 968** (1992–1995)
- 911 F** (1970–1973)
- 911 G** (1974–1989)
- 964** (1989–1994)



Fuse 25 A

Part no. **N 0171215**

- 356 B** (1960–1963)
- 356 C** (1963–1965)
- 914** (1970–1976)
- 924** (1976–1988)
- 928** (1978–1995)
- 944** (1982–1985)
- 944 Turbo** (1985–1985)
- 911 F** (1965–1973), also for **912**
- 911 G** (1974–1989)



Clutch housing, exterior mirror adjustment

Part no. **92861254200**

- 924 S** (1986–1988)
- 944** (1985–1985)
- 944/2** (1986–1989)
- 944 Turbo** (1985–1991)
- 944 S** (1987–1988)
- 944 S2** (1989–1991)
- 968** (1992–1995)
- 911 Carrera** (1987–1989)
- 911 Turbo** (1987–1989)
- 964** (1989–1994)



Switch housing, Satin Black

Part no. **9645522750301C**

Only for 964 with M454 (automatic speed control) and M562 (driver and passenger side airbags).

- 911 Carrera 2** (1990–1994)
- 911 Carrera 4** (1990–1994)
- 911 RS** (1992–1992)
- 911 Turbo** (1991–1994)



Fuse 8 A

Part no. **N 0171211**

- 924** (1976–1988)
- 928** (1978–1995)
- 944** (1982–1985)
- 944 Turbo** (1985–1985)
- 911 F** (1965–1973), also for **912**
- 911 G** (1974–1989)



Flat-head screw

Part no. **PCG 62115**

356 (1950–1965)



Aluminium spacer for headlight rim

Part no. **PCG 62116**

356 (1950–1965)



Spark plug connector
Part no. **PCG60930200**

356 (1950–1965)
911 F (19965–1968),
also for **912**



Parking light bulb socket
Part no. **PCG63110390**

993 (1994–1998)



**Gasket for
Fog light cover**
Part no. **PCG63112300**

911 Carrera 2 (2002–2005)
911 Carrera 4 (2002–2005)
911 Turbo (2002–2005)
911 GT2 (2002–2005)
911 GT3 (2002–2005)



**Gasket for
side marker light cover**
Part no. **PCG63113400**

911 Carrera 2 (2002–2005)
911 Carrera 4 (2002–2005)
911 Turbo (2002–2005)
911 GT2 (2002–2005)
911 GT3 (2002–2005)



**Headlight
glass replacement kit,
left-hand drive**
Part no. **PCG91163100**

Available in all countries except
Great Britain, Australia and
South Africa.

911 F (1970–1973)
911 G (1974–1989)
964 (1989–1994)



**Headlight
glass replacement kit,
right-hand drive**
Part no. **PCG91163101**

Only available in Great Britain,
Australia and South Africa.

911 F (1970–1973)
911 G (1974–1989)
964 (1989–1994)



Glass
Part no. **PCG63160100**

911 F (1970–1973)



Socket for lamp holder
Part no. **PCG945114**

924 (1976–1985)
924 S (1986–1988)
924 Turbo (1979–1982)
944 (1982–1991)



Cylinder screw M4x10
Part no. **90001404602**

911 F (1965–1973),
also for **912**
911 G (1974–1989)



Hexagon head bolt M4x8
Part no. **90007511602**

914 (1970–1976)
924 (1976–1988)
944 (1982–1991)

Small parts/other



Cylinder screw M5x12
Part no. **90001405802**

- 356 B** (1960–1963)
- 356 C** (1963–1965)
- 914** (1970–1976)
- 911 F** (1965–1973),
also for **912**
- 911 G** (1974–1977)



Tooth lock washer
Part no. **90011401401**

- 914** (1970–1976)
- 924** (1976–1979)
- 924 Turbo** (1979–1979)
- 911 F** (1965–1973)
- 911 G** (1974–1989)



Hexagon head bolt M10x105
Part no. **N 0104823**

- 928** (1978–1995)
- 959** (1987–1988)

Accessories



"Body number" badge
Part no. **PSP70110200**

- 356 A** (1956–1958)
- 356 B** (1959–1963)
- 356 C** (1963–1964)



"Synthetic resin varnish" badge
Part no. **PSP70110300**

- 356 A** (1956–1958)
- 356 B** (1959–1963)
- 356 C** (1963–1964)



Adapter cable for Blaupunkt, Alpine and Bea sound systems
Part no. **91164220901**

This is an accessory item for the Porsche Classic Radio Navigation System (part no. 91164529100). Only available in the USA and Canada.

- 914** (1970–1976)
- 924** (1976–1988)
- 928** (1978–1995)
- 944** (1982–1991)
- 968** (1992–1995)
- 911 F** (1965–1973)
- 911 G** (1974–1989)
- 959** (1987–1988)
- 964** (1989–1994)
- 993** (1994–1998)



SiriusXM adapter cable for US version of Porsche Classic Radio Navigation System
Part no. **91164231300**

This is an accessory item for the Porsche Classic Radio Navigation System (part no. 91164529100). Only available in the USA and Canada.

- 914** (1970–1976)
- 924** (1976–1988)
- 928** (1978–1995)
- 944** (1982–1991)
- 968** (1992–1995)
- 911 F** (1965–1973)
- 911 G** (1974–1989)
- 959** (1987–1988)
- 964** (1989–1994)
- 993** (1994–1998)



Ignition sequence adhesive label

Part no. **94460254400**

- 944 S** (1987–1988)
- 944 S2** (1989–1991)
- 968** (1992–1995)



Leather key pouch, Black
Part no. **PCG044100001AJ**

All classic models



Leather key pouch, Cashmere Beige
Part no. **PCG044100004YU**

All classic models



Leather key pouch, Classic Grey
Part no. **PCG044100006XL**

All classic models



**Leather key pouch,
Marine Blue**
Part no. **PCG044100007JX**

All classic models



Tire protector valve cap
Part no. **PCG04440000**


All classic models



Tire protector set, size M
Part no. **PCG04461000**

Contains four tire protectors, size M (part no. PCG04461010). Only for vehicles with tire width up to 255 mm.

All classic models



**Individual tire protector,
size M**
Part no. **PCG04461010**

Only for vehicles with tire width up to 255 mm.

All classic models



**Maintenance instructions for
Porsche 356 body, German**
Part no. **PCG475510**

**356 pre A (1950–1955),
for 356 pre A with center-
creased windscreen only.**



Lubrication chart 356
Part no. **PCG35646010**

356 (1950–1965)



Adhesive label
Part no. **PCG70100800**

**356 (1950–1965), only for
356 with 6-volt vehicle
electrical system**



**Maintenance instructions for
Porsche 356 body, English**
Part no. **PCG475520**

**356 pre A (1950–1955),
for 356 pre A with center-
creased windscreen only.**



Wing protector
Part no. **PCG91150500**

**911 F (1965–1973)
911 G (1974–1989)
964 (1989–1994)
993 (1994–1998)**



**Stone chip protection film set,
clear**
Part no. **PCG55932510**

**911 Carrera 2 (1990–1993)
911 Carrera 4 (1989–1993)
911 RS (1992)**



Stone chip side panel protection film, clear
Part no. **PCG55932511**

911 Carrera 2 (1990–1993)
911 Carrera 4 (1989–1993)
911 RS (1992)



Service logbook (DE) – 911T, 911E, 911S, 912
Part no. **WKD43151000**

This service logbook is in German. The English version of the service logbook can be found under part number: WKD43152000

911 F (1965–1973)



Service logbook (EN) – 911T, 911E, 911S, 912
Part no. **WKD43152000**

This service logbook is in English. The German version of the service logbook can be found under part number: WKD43151000

911 F (1965–1973)



Service Book 2 Type 356 B
Part no. **WKD49052000**

356 B (1959–1963)



Vehicle document folder
Part no. **WKD48551000**

914 (1974–1976)
924 (1976–1988)
928 (1978–1995)
944 (1982–1991)
911 G (1974–1989)
959 (1987–1988)



Service logbook (DE) – 911T, 911E, 911S, 914/6
Part no. **WKD43151010**

This service logbook is in German. The English version of the service logbook can be found under part number: WKD43152010

914/6 (1970–1972)
911 F (1970–1973)



Service logbook (EN) – 911T, 911E, 911S, 914/6
Part no. **WKD43152010**

This service logbook is in English. The German version of the service logbook can be found under part number: WKD43151010

914/6 (1970–1972)
911 F (1970–1973)



Part 02

On the following pages, we showcase a selection of Porsche Classic Genuine Parts organized by model.




201702P107

356

1950–1965

Units produced **77,766**

Available part numbers **2,100**



Engine

Sealing ring (1960–1965)

with Weber carburetor
Part no. **90110091700**

Sealing ring (1950–1965)

Part no. **61610842100**

Sealing ring for fuel pump

cover, top (1960–1965)
Part no. **70210842200**

Gasket (1950–1959)

with 1,100 cm³ engine
Part no. **369 08264**

Gasket (1960–1965)

Part no. **69210096800**

Cylinder base gasket (1950–1959)

Part no. **500 04103**

Remote thermometer

transmitter (1950–1963)
Part no. **61610780502**

Remote thermometer

transmitter (1964–1965)
Part no. **90174163201**

Oval-head screw (1950–1965)

Part no. **61610094700**

Dipstick 225 mm (1954–1957)

with 1,300 cm³ and
1,300 S cm³ engine
Part no. **539 07071**

Dipstick 315 mm (1950–1965)

Part no. **616 07070**

Connecting rod, weight cate-

gory (496–505 g) (1950–1965)
Part no. **61610301203014**

Connecting rod, weight

category 17 (505–514 g)
(1950–1965)
Part no. **61610301203017**

Connecting rod, weight

category 20 (514–523 g)
(1950–1965)
Part no. **61610301203020**

Stainless steel protective tube

for push rod (1950–1965)
Part no. **61610523101**

Hexagon head bolt M8x16

(1950–1965)
Part no. **90007545300**

Alternator support

(1960–1965)
Part no. **PCG10121601**

Washer (1960–1965)

Part no. **61610119100**

Fuel/exhaust system

Clamping screw for heating

actuation (1950–1965)
Part no. **64421175501**

Circlip (1950–1965)

Part no. **99904100101**

Set of clamping sleeves for

heating wiring (1950–1965)
Part no. **PCG35621100**

Transmission

Accelerator cable deflection

bolt 106 mm (1950–1959)
Part no. **356 23158**

Pressure plate (1959–1965)

Part no. **61611601404**

Sliding piece (1959–1965)

Part no. **71833252501**

Retention spring for release

bearing (1950–1959)
Part no. **71611683100**

Angular ball bearing

(1950–1965)
Part no. **90005300201**

Angular ball bearing

with groove (1950–1959)
Part no. **90005300202**

Cotter pin 2x15 (1959–1965)

Part no. **9000210080A**

Front axle/steering

Spacer (1950–1959)

Part no. **356 41457**

Thrust washer 3.50–3.55 mm

(1950–1965)
Part no. **356 41463**

Thrust washer 3.60–3.65 mm

(1950–1965)
Part no. **356 41464**

Thrust washer 3.85–3.90 mm

(1950–1965)
Part no. **356 414651**

Threaded pin (1950–1965)

Part no. **644 41205**

Lock nut M16x1 (1950–1965)

Part no. **91434167100**

Nut (1950–1959)

Part no. **356 41451**

Nut (1950–1959)

Part no. **356 41450**

Wheel hub (1964–1965)

Part no. **90134106509**

Hexagon head bolt M12x1.5x52

(1950–1965)
Part no. **9000820100B**

Locking plate (1950–1959)

Part no. **356 47109**

Rear axle

Mounting set for slotted

protective cover (1950–1965)
Part no. **PCG59800100**

Mounting set for protective

cover, not slotted (1950–1965)
Part no. **PCG59800200**

Hexagon head bolt (1956–1963)

Part no. **9990740060A**

Wheels/brakes

Mounting set for handbrake shoe

(1955–1959)
Part no. **PCG35209712**

Brake disc (1964–1965)

Part no. **90135140112**

Brake drum 356, front axle

(1950–1959)
Part no. **356 41023**

Brake drum 356, rear axle

(1950–1959)
Part no. **64433106300**

Countersunk screw M6x10

(1964–1965)
Part no. **90001302402**

Tension spring (1950–1963)

Part no. **356 42168**

Hand lever and pedal system

Bolt (1960–1963)

Part no. **9000880010B**

Slide bush (1959–1963)

Part no. **96442422300**

Locking nut (1950–1963)

Part no. **64442457100**

Bodywork

Tappet clearance decal

(1950–1965)
Part no. **546 72203**

Spring washer B3 (1960–1965)

Part no. **90002800601**

Washers (1950–1965)

Part no. **64455585700**

Headlight casing (1956–1965)

Part no. **PCG63115100GRV**

Countersunk-head tapping

screw M5 x 10 (1950–1965)
Part no. **9001480090B**

Front panel (1950–1959)

Part no. **64450301101GRV**

Front panel

(1960–1961)
Part no. **64450301105GRV**

Front panel

(1961–1965)
Part no. **64450301106GRV**

Cylinder screw M5x10

(1963–1965)
Part no. **90011901102**

Electrical equipment

Battery cover for 12-volt battery

(1963–1965)
Part no. **64461112112**

Flat-head screw (1950–1965)

Part no. **PCG 62115**

Light bulb 6 V, 21 W

(1950–1965)
Part no. **N 0177321**

Light bulbs 12 V, 18/5 W

(1962–1965)
Part no. **N 0177372**

Light bulbs 12 V, 25 W

(1960–1965)
Part no. **90063111092**

Light bulbs 12 V, 35 W

(1960–1965)
Part no. **90063111290**

Light bulbs 6 V, 5 W

(1960–1963)
Part no. **90063112392**

Light bulbs 6 V, 35 W

(1960–1965)
Part no. **90063101290**

Raised head screws 4x25

(1950–1965)
Part no. **9000220020A**

Fuse 25 A (1960–1965)

Part no. **N 0171215**

Spark plug connector

(1950–1965)
Part no. **PCG60930200**

Aluminium spacer for

headlight ring (1950–1965)
Part no. **PCG 62116**

Small parts/other

Cylinder screw M5x12

(1960–1965)
Part no. **90001405802**

Accessories

Lubrication chart 356

(1950–1965)
Part no. **PCG35646010**

Light bulb and fuse set 356

(1959–1965) with 6-volt vehicle
electrical system
Part no. **PCG35610000**

Light bulb and fuse set 356 (1963–1965) with 12-volt vehicle electrical system
Part no. **PCG35620000**

License plate frame “356” (1950–1965)
Part no. **PCG70135600**

License plate frame “Carrera” (1955–1963)
Part no. **PCG70191110**

Adhesive label (1950–1965) with 6-volt vehicle electrical system
Part no. **PCG70100800**

Maintenance instructions for the Porsche 356 body, German (1950–1955) with center-creased windscreen
Part no. **PCG475510**

Maintenance instructions for the Porsche 356 body, English (1950–1955) with centre-creased windscreen
Part no. **PCG475520**

“Body number” badge (1956–1964)
Part no. **PSP70110200**

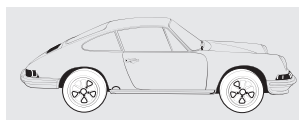
“Synthetic resin varnish” badge (1956–1964)
Part no. **PSP70110300**

Service book 2 type 356 B (1959–1963)
Part no. **WKD49052000**

911 F

1965–1973

Units produced **81,100**
Available part numbers **3,500**



Engine

Shim 0.15 mm (1965–1968)
Part no. **90110516201**

Shim 0.1 mm (1965–1969)
Part no. **90110516200**

Shim 0.25 mm (1965–1969)
Part no. **90110516203**

Shim 0.2 mm (1965–1969)
Part no. **90110516202**

Shim 0.35 mm (1965–1969)
Part no. **90110516205**

Shim 0.3 mm (1965–1969)
Part no. **90110516204**

Shim 0.45 mm (1965–1969)
Part no. **90110516207**

Shim 0.4 mm (1965–1969)
Part no. **90110516206**

Shim 0.5 mm (1965–1969)
Part no. **90110516208**

Fastening clip (1965–1973)
Part no. **99951107602**

Actuating shaft (1971–1972) for Turbo with Zenith carburetor only
Part no. **91110807100**

Sealing ring (1968–1971) for Turbo with Weber carburetor only
Part no. **90110091700**

Sealing ring for fuel pump top cover (1965–1968) also for 912
Part no. **70210842200**

Gasket (1965–1969) for 912 only
Part no. **69210096800**

Adjusting screw (1970–1973) with Zenith carburetor
Part no. **91110092301**

Spring for adjusting screw for Weber carburetor (1965–1973)
Part no. **90110080500**

Remote thermometer transmitter (1965–1968)
Part no. **90174163201**

Wing nut M6 (1969–1969)
Part no. **90002900202**

Threaded connector (1972–1973) with K-Jetronic
Part no. **91111015900**

Rubber grommet (1970–1973)
Part no. **91435620200**

Rubber grommet (1965–1973)
Part no. **99970307650**

Main nozzle 110 (1965–1971) with Weber carburetor
Part no. **90110097804**

Main nozzle 115 (1970–1971)
Part no. **91110092900**

Main nozzle 120 (1972–1973)
Part no. **91110092903**

Lever (1972–1973) with mechanical injection
Part no. **91110806101**

Hollow screw (1972–1973)
Part no. **91110891001**

Hollow screw (1969–1973)
Part no. **90111091701**

Oval-head screw (1965–1969)
Part no. **61610094700**

Air correction nozzle 195 (1970–1973)
Part no. **90110894000**

Air correction nozzle 210 (1972–1973)
Part no. **90110894003**

Membrane (1965–1968)
Part no. **90110893200**

Engine cover (1965–1973)
Part no. **91110680204**

Oil line, left (1965–1968) up to engine number 0903069
Part no. **90110734500**

Oil line, right (1965–1968) up to engine number 0903069
Part no. **90110734600**

Dipstick, 315 mm (1965–1969) for 912 only
Part no. **616 07070**

Connecting rod, weight category 14 (496–505 g) (1965–1973) also for 912
Part no. **61610301203014**

Connecting rod, weight category 17 (505–514 g) (1965–1973) also for 912
Part no. **61610301203017**

Connecting rod, weight category 20 (514–523 g) (1965–1973) also for 912
Part no. **61610301203020**

Repair set for chain tensioner, mechanical version (1965–1973)
Part no. **91110590101**

Hose clamp (1972–1973)
Part no. **99951230302**

Hexagon nut M16x1 (1965–1973)
Part no. **90160390501**

Alternator support (1965–1973) also for 912
Part no. **PCG10121601**

Washer (1965–1969) for 912 only
Part no. **61610119100**

Atomiser (1968–1971)
Part no. **90110098500**

Fuel/exhaust system

Sealing ring A14x18 (1965–1973) also for 912
Part no. **90012300760**

Fuel pump bracket (1970–1971)
Part no. **90135650503**

Fuel line, rear (1965–1973) also for 912
Part no. **90135653201**

Fuel pump (1968–1973) for 911 E/S/RS only
Part no. **90160810504**

Fuel pump (1970–1973) for 911 T with carburetor only
Part no. **91160810703**

Fuel pump (1972–1973) for 911 T with K-Jetronic only
Part no. **91160811006**

Earth lead (1965–1973) also for 912
Part no. **90161230320**

Pipe clamp, left (1965–1973) also for 912
Part no. **90121105122**

Pipe clamp, right (1965–1973) also for 912
Part no. **90121105222**

Circlip (1965–1968) also for 912
Part no. **99904100101**

Transmission

Gasket for gearbox cover (1965–1973) with Sportomatic
Part no. **90530139202**

Spacer ring 2.5 mm (1965–1970)
Part no. **90133226501**

Spacer ring 2.6 mm (1965–1970)
Part no. **90133226502**

Spacer ring 2.7 mm (1965–1970)
Part no. **90133226503**

Spacer ring 2.8 mm (1965–1970)
Part no. **90133226504**

Spacer ring 2.9 mm (1965–1970)
Part no. **90133226505**

Spacer ring 3.0 mm (1965–1970)
Part no. **90133226506**

Spacer ring 3.1 mm (1965–1970)
Part no. **90133226507**

Spacer ring 3.2 mm (1965–1970)
Part no. **90133226508**

Spacer ring 3.3 mm (1965–1970)
Part no. **90133226509**

Spacer ring 3.5 mm (1965–1970)
Part no. **90133226511**

Spacer ring 3.6 mm (1965–1970)
Part no. **90133226512**

Spacer ring 3.7 mm (1965–1970) Part no. 90133226513
Angle bracket (1965–1973) Part no. 90142336900
Taper roller bearing (1965–1973) Part no. 99905900800
Bearing bush (1972–1973) Part no. 91531833900
Cotter pin 2x15 (1965–1973) Part no. 9000210080A
Screw plug (1972–1973) for 911 Carrera 2.7 RS only Part no. 91530731900
Gear shaft (1969–1971) Part no. 90131833112
Front axle/steering
Serrated washer (1965–1973) also for 912 Part no. 90011500701
Lock nut M16x1 (1965–1973) also for 912 Part no. 91434167100
Cardan joint (1969–1973) also for 912 Part no. 93034702502
Wheel hub bearing set (1969–1973) also for 912 Part no. PCG05906500
Wheel hub (1965–1968) also for 912 Part no. 90134106509
Wheel hub (1968–1973) Part no. 90134106510
Ring (1965–1967) also for 912 Part no. 90134779300
Hexagon nut M16x1.5 (1965–1967) also for 912 Part no. 90018300701
Wheels/brakes
Mounting set for handbrake shoe (1965–1973) also for 912 Part no. PCG35209712
Outer sealing ring (1969–1973) also for 912 Part no. 90012300522
Brake calliper screw M12x1.5x30 (1969–1969) Part no. 90008302303
Countersunk screw M6x10 (1965–1968) also for 912 Part no. 90001302402
Rear connecting cable (1965–1968) also for 912 Part no. 90135562702

Angle piece (1965–1973) also for 912 Part no. 90135561501
Hand lever and pedal system
Slide bush (1965–1973) Part no. 96442422300
Pedal bushing kit (1965–1973) also for 912 Part no. PCG91142300
Shift rod repair set (1965–1973) also for 912 Part no. PCG42402000
Bodywork
Tappet clearance decal (1965–1973) also for 912 Part no. 546 72203
Damper strut mount for front-left wheel housing (1965–1966) Part no. PCG50191121
Damper strut mount for front-right wheel housing (1965–1966) Part no. PCG50191021
Dashboard cover (1970–1973) Part no. 91155204803709
Dome for damper strut for front wheel housing (1965–1966) Part no. PCG50191000
Left-hand door sill (1969–1973) also for 912 Part no. 91150340106GRV
Right-hand door sill (1969–1973) also for 912 Part no. 91150340206GRV
Button for ventilation/heating control, black (1969–1973) also for 912 Part no. 90157191700
Button, red (1969–1973) also for 912 Part no. 90157191800
Primed light mount, right (1965–1968) also for 912 Part no. 90150306822GRV
Primed light mount, left (1965–1968) also for 912 Part no. 90150306722GRV
Raised countersunk self-tapping screw B 3.9x13 (1965–1973) also for 912 Part no. 90014502802
Raised countersunk head screw M4x15 (1965–1973) for Coupe only Part no. 90014802302
Nut (1965–1973) Part no. 90007800902

Rosette for Targa roof closing mechanism (1970–1973) Part no. 90156529946
Dashboard 911 (1969–1973) Part no. 91155203104709
Lock striker, left (1965–1972) Part no. 90153170101
Lock striker, left (1973–1973) Part no. 91153170102
Lock striker, right (1965–1972) Part no. 90153170201
Lock striker, right (1973–1973) Part no. 91153170202
Countersunk-head tapping screw 4.2x16 (1965–1968 and 1970–1973) also for 912 Part no. 90014503502
Countersunk screw M4x10 (1969–1973) also for 912 Part no. 90014701102
Countersunk screw M5 x 20 (1965–1973) also for 912 Part no. 90027004907
Support pipe (1969–1973) also for 912 Part no. 90150109221
Tenax lower part (1965–1971) for Targa only Part no. 99959160312
Door handle base, rear (1968–1969) also for 912 Part no. 90153163221
Reinforcing plate for front-left wheel housing (1965–1966) Part no. PCG50196500
Reinforcing plate for front-right wheel housing (1965–1966) Part no. PCG50196600
Cylinder screw M5x10 (1965–1968 and 1970–1973) also for 912 Part no. 90011901102
Cylinder screw M6x15 (1969–1973) also for 912 Part no. 90011904202
Electrical equipment
Flared disc, chrome (1965–1973) also for 912 Part no. 90162892200
DIN/ISO adapter (1965–1973) also for 912 Part no. 91164240000
Glass (1970–1973) Part no. PCG63160100

Light bulbs 12 V, 18/5 W (1965–1968) also for 912 Part no. N 0177372
Light bulbs 12 V, 35 W (1965–1968) also for 912 Part no. 90063111290
Headlight glass replacement kit, left-hand drive (1970–1973) Part no. PCG91163100
Headlight glass replacement kit, right-hand drive (1970–1973) Part no. PCG91163101
Relay for injection pump (1969–1973) also for 912 Part no. 90161511101
Switch for door contact and glove box light (1969–1973) also for 912 Part no. 90161560103
Fuse 25 A (1965–1973) also for 912 Part no. N 0171215
Fuse 8 A (1965–1973) also for 912 Part no. N 0171211
Countersunk screw M5x18 (1965–1967) also for 912 Part no. 90001303002
Connecting cable (1972–1973) also for 912 Part no. 91161202320
Spark plug connector (1965–1968) also for 912 Part no. PCG60930200
Ignition lock connector housing (1970–1973) Part no. 99965242640
Small parts/other
Tooth lock washer (1965–1973) Part no. 90011401401
Cylinder screw M4x10 (1965–1973) also for 912 Part no. 90001404602
Cylinder screw M5x12 (1965–1973) also for 912 Part no. 90001405802
Accessories
Sound system adapter cable Blaupunkt, Alpine, Bea (1965–1973) also for 912 Part no. 91164220901
Light bulb and fuse set 911 F (1965–1971) Part no. PCG91110000
Light bulb and fuse set 911 F (1972–1973) Part no. PCG91120000

License plate frame "911"
(1965–1973)
Part no. **PCG70191100**

License plate frame "912"
(1965–1973) for 912 only
Part no. **PCG70191200**

License plate frame "Targa"
(1965–1973) for Targa only
Part no. **PCG70191120**

Wing protector (1965–1973)
also for 912
Part no. **PCG91150500**

Service logbook (EN) – 911T, 911E, 911S, 912
(1965–1969)
Part no. **WKD43152000**

Service logbook (EN) – 911T, 911E, 911S, 914/6
(1970–1973)
Part no. **WKD43152010**

Service logbook (DE) – 911T, 911E, 911S, 912
(1965–1969)
Part no. **WKD43151000**


Service logbook (DE) – 911T, 911E, 911S, 914/6
(1970–1973)
Part no. **WKD43151010**

Sirius XM adapter cable for radio navigation system (1965–1973) also for 912
Part no. **91164231300**

911 G

1974–1989

Units produced **169,397**
Available part numbers **7,100**



Engine

Fastening clip (1974–1977)
Part no. **99951107602**

K-Jetronic injection valve sealing kit (1974–1983)
Part no. **PCG91111125**

Spacer sleeve (1975–1989)
only for Turbo
with metal air filter housing
Part no. **93011043601**

Spacer sleeve 70.5 mm (1975–1977) only for Turbo
with plastic air filter housing
Part no. **93011043600**

Threaded connector (1974–1976)
Part no. **91111015900**

Lever (1974–1977)
with mechanical injection
Part no. **91110806101**

Hollow screw (1974–1977)
Part no. **91110891001**

Hollow screw (1974–1977)
Part no. **90111091701**

V-belt 9.5x695 (1975–1989)
Part no. **9991923135A**

Engine cover (1974–1983)
Part no. **91110680204**

Engine cover (1984–1989)
Part no. **91110680205**

Oil cooler (1980–1989)
Part no. **93020705304**

Regulator housing (1974–1989)
Part no. **93010701700**

Repair set for chain tensioner, mechanical version (1974–1977)
Part no. **91110590101**

Repair set for retrofitting chain tensioner, hydraulic version, left (1978–1983)
Part no. **93010591100**

Repair set for retrofitting chain tensioner, hydraulic version, right (1978–1983)
Part no. **93010591100**

Piping (1984–1989)
Part no. **93011066500**

Hose (1984–1989)
Part no. **93011058902**

Hose clamp (1974–1983)
Part no. **9995122670B**

Hose clamp (1975–1989)
Part no. **99951223502**

Hose clamp (1974–1983)
Part no. **99951230302**

Screw M6x16 (1974–1977)
Part no. **9000750570B**

Hexagon nut M16x1 (1974–1981)
Part no. **90160390501**

Fuel/exhaust system

Exhaust trim, chrome (1974–1989)
Part no. **91111124503**

Sealing ring A14x18 (1974–1975)
Part no. **90012300760**

Fuel pump (1974–1977)
for Carrera 3.0 and S
only with K-Jetronic
Part no. **91160811006**

Earth lead (1974–1986)
Part no. **90161230320**

911 heat exchanger mounting kit (1974–1986)
Part no. **PCG91121100**

Pipe clamp, left (1974–1986)
Part no. **90121105122**

Pipe clamp, right (1974–1986)
Part no. **90121105222**

Stud bolt M10x35 (1975–1977)
Part no. **90008103102**

Transmission

Angle bracket (1974–1982)
Part no. **90142336900**

Bearing bush (1974–1977)
Part no. **91531833900**

Cotter pin 2x15 (1974–1989)
Part no. **9000210080A**

Front axle/steering

Replacement set for damper strut (1974–1985)
Part no. **91134191309**

Replacement set for shock absorber strut (1984–1989)
Consult your Porsche Partner for specific suitability
Part no. **91134191310**

Replacement set for vibration damper (1974–1977)
Part no. **PCG34190401**

Three-spoke steering wheel with Porsche logo (embossed) and Guards Red seam, for models without airbag (1974–1989)
Part no. **000043161158YR**

Three-spoke steering wheel with Porsche logo (embossed) and Black seam, for models without airbag (1974–1989)
Part no. **000043161108YR**

Serrated washer (1974–1989)
Part no. **90011500701**

Guide bush (1974–1977)
Part no. **111953535D**

Cardan joint (1974–1989)
Part no. **93034702502**

Wheel hub bearing set (1974–1989)
Part no. **PCG05906500**

Wheel hub (1974–1989)
excluding Turbo and Turbo-Look
Part no. **91134106510**

Vibration damper (1978–1985)
Consult your Porsche Partner for specific suitability
Part no. **91133305116**

Vibration damper (1986–1989)
Part no. **91133305117**

Rear axle

Rear axle wheel bearing set (1975–1989) for Carrera only
with M491 (Turbo-Look)
Part no. **PCG93005900**

Hexagon head bolt M14x1.5x130 (1975–1977)
Part no. **90008206202**

Wheels/brakes

Mounting set for handbrake shoe (1974–1989)
Part no. **PCG35209712**

Mounting parts for brake pads (1974–1977)
Part no. **91135195102**

Mounting parts for brake pads (1974–1977)
Part no. **91135195103**

Brake calliper screw M12x1.5x30 (1974–1989)
for model years 1978–1983
only for the 911 SC
Part no. **90008302303**

Angle piece (1974–1989)
Part no. **90135561501**

Hand lever and pedal system

Slide bush (1974–1988)
also for Turbo from model years 1975–1977 and 1987–1988
Part no. **96442422300**

Pedal bushing kit (1974–1986)
Part no. **PCG91142300**

Shift rod repair set (1974–1989) also for Turbo
from model years 1975–1977
and 1987–1988
Part no. **PCG42402000**

Shift rod repair set G50 (1987–1989)
Part no. **PCG42402004**

Bodywork

Dashboard cover (1974–1975)
Part no. **91155204803709**

Cover plate, Black (1980–1983)
Part no. **91154318501**

Rod for push button, right (1988–1989) Part no. 91153170802
Left-hand door sill (1974–1989) Part no. 91150340106GRV
Right-hand door sill (1974–1989) Part no. 91150340206GRV
Handwheel/cap seat adjustment (1974–1984) Part no. 91152138102
Piping set for 911 G body (1974–1975) for 911 S only Part no. PCG50339422
Piping set for 911 G body (1976–1989) Part no. PCG79950307
Piping set for Turbo body (1977–1989) Part no. PCG50339400
Button for ventilation/heating control, Black (1974–1985) Part no. 90157191700
Button, red (1974–1985) Part no. 90157191800
Loudspeaker grille (1975–1989) Part no. 94455514901
Oval-head screw M4x15 (1975–1983) Part no. N 0141179
Raised countersunk self-tapping screw B 3.9x13 (1974–1989) Part no. 90014502802
Raised countersunk head screw M4x15 (1974–1977) for Coupe only Part no. 90014802302
Top drive microswitch (1986–1989) for Carrera Cabriolet with M439 only (electric hood operation) Part no. 91161307102
Nut (1974–1989) Part no. 90007800902
Rosette for Targa roof closing mechanism (1974–1986) Part no. 90156529946
Dashboard 911 (1974–1975) Part no. 91155203104709
Washer (1975–1989) Part no. 99902509802
Lock striker, left (1974–1989) Part no. 91153170102

Lock striker, right (1974–1989) Part no. 91153170202
Hexagon head bolt M6x35 (1988–1989) for flatnose Turbo only Part no. N 0102213
Countersunk-head tapping screw 4.2x16 (1978–1989) Part no. 90014503502
Countersunk screw M5 x 20 (1974–1979) Part no. 90027004907
Bumper mounting clips, front (1974–1989) Part no. PCG50514703
Cylinder screw M5x10 (1974–1986) Part no. 90011901102
Cylinder screw M6x20 (1974–1983) Part no. 90018601802
Electrical equipment
Flared disc, Black (1974–1989) Part no. 91162896300
Brake light, complete (1987–1989) for Carrera Cabriolet only Part no. 91163107101
Brake light, complete (1987–1989) for Carrera Cabriolet/Spoiler and Turbo Cabriolet/Spoiler only Part no. 91163107201
DIN/ISO adapter (1974–1989) Part no. 91164240000
Pressure hose (1974–1979) Part no. 9009180314B
Headlight glass replacement kit, left-hand drive (1974–1989) Part no. PCG91163100
Headlight glass replacement kit, right-hand drive (1974–1989) Part no. PCG91163101
Door tweeter 30 mm, Coupe, Cabrio and Targa, front (1988–1989) Part no. 96464550201
Clutch housing, exterior mirror adjustment (1987–1989) Part no. 92861254200
Loudspeaker 90x150 mm, Coupe and Targa, rear (1988–1989) Part no. 91164541901

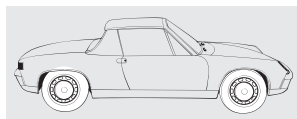
Loudspeaker 100 mm cone, Cabrio, rear (1988–1989) Part no. 96464550401
Loudspeaker grille for doors (1988–1989) Part no. 91155545101
Loudspeaker grille for doors (1988–1989) Part no. 91155545301
Loudspeaker set for Cabrio, rear (1988–1989) Part no. PCG91164530
Loudspeaker set for Coupe and Targa, rear (1988–1989) Part no. PCG91164520
Loudspeaker set for Coupe, Cabrio and Targa, front (1988–1989) Part no. PCG91164510
Relay for injection pump (1974–1975) Part no. 90161511101
Switch for door contact and glove box light (1974–1989) Part no. 90161560103
Fuse 25 A (1974–1989) Part no. N 0171215
Fuse 8 A (1974–1989) Part no. N 0171211
Door subwoofer 130 mm, Coupe, Cabrio and Targa, front (1988–1989) Part no. 96464550301
Subwoofer support (1988–1989) Part no. 91155567101
Headlight spray nozzle support, left (1974–1979) Part no. 91162880700
Headlight spray nozzle support, right (1974–1979) Part no. 91162880800
Ignition lock connector housing (1974–1989) Part no. 99965242640
Small parts/other
Tooth lock washer (1974–1989) Part no. 90011401401
Cylinder screw M4x10 (1974–1989) Part no. 90001404602
Cylinder screw M5x12 (1974–1977) Part no. 90001405802

Accessories
Sound system adapter cable Blaupunkt, Alpine, Bea (1974–1989) Part no. 91164220901
Vehicle document folder (1974–1989) Part no. WKD48551000
Light bulb and fuse set 911 G (1974–1989) Part no. PCG91130000
License plate frame "911" (1974–1989) Part no. PCG70191100
License plate frame "930" (1975–1989) Part no. PCG70193000
License plate frame "Carrera" (1984–1989) Part no. PCG70191110
License plate frame "Targa" (1974–1989) for Targa only Part no. PCG70191120
License plate frame "Turbo" (1975–1989) Part no. PCG70193010
Wing protector (1974–1989) Part no. PCG91150500
Sirius XM adapter cable for radio navigation system (1974–1989) Part no. 91164231300

914

1970–1976

Units produced **118,982**
Available part numbers **1,700**



Engine
Fastening clip (1970–1972) Part no. 99951107602
Actuating shaft (1970–1972) for 914/6 with Zenith carburetor only Part no. 91110807100
Sealing ring (1970–1972) for 914/6 with Weber carburetor only Part no. 90110091700

Sealing ring A8x12 (1970–1976)
Part no. **N 0138302**

Spring for adjusting screw for Weber carburetor (1970–1972)
Part no. **90110080500**

Rubber grommet (1970–1974)
Part no. **91435620200**

Rubber grommet (1970–1972)
Part no. **99970307650**

Repair set for chain tensioner, mechanical version (1970–1972) for 914/6 only
Part no. **91110590101**

Hexagon head bolt M8x35 (1970–1976)
Part no. **N 0102478**

Atomiser (1970–1971)
Part no. **90110098500**

Fuel/exhaust system

Fuel pump (1970–1972)
Part no. **91160810703**

Transmission

Gasket for gearbox cover (1970–1972) for 914/6 with Sportomatic only
Part no. **90530139202**

Spacer ring 2.5 mm (1970–1972)
Part no. **90133226501**

Spacer ring 2.6 mm (1970–1972)
Part no. **90133226502**

Spacer ring 2.7 mm (1970–1972)
Part no. **90133226503**

Spacer ring 2.8 mm (1970–1972)
Part no. **90133226504**

Spacer ring 2.9 mm (1970–1972)
Part no. **90133226505**

Spacer ring 3.0 mm (1970–1972)
Part no. **90133226506**

Spacer ring 3.1 mm (1970–1972)
Part no. **90133226507**

Spacer ring 3.2 mm (1970–1972)
Part no. **90133226508**

Spacer ring 3.3 mm (1970–1972)
Part no. **90133226509**

Spacer ring 3.5 mm (1970–1972)
Part no. **90133226511**

Spacer ring 3.6 mm (1970–1972)
Part no. **90133226512**

Spacer ring 3.7 mm (1970–1972)
Part no. **90133226513**

Taper roller bearing (1970–1972)
for 914/6 with Sportomatic only
Part no. **99905900800**

Cotter pin 2x15 (1970–1976)
Part no. **9000210080A**

Front axle/steering

Serrated washer (1970–1971)
Part no. **90011500701**

Guide bush (1972–1974)
Part no. **111953535D**

Lock nut M16x1 (1970–1972)
Part no. **91434167100**

Lock nut (1970–1976)
Part no. **131405670**

Klemmutter (1970–1976)
Part no. **131405669**

Cardan joint (1970–1972)
Part no. **93034702502**

Wheel hub bearing set (1970–1976)
Part no. **PCG05906500**

Wheel hub (1970–1972)
Part no. **90134106510**

Rear axle

Hexagon head bolt M10x55 (1970–1976)
Part no. **90007419201**

Wheels/brakes

Polished hub cap (1970–1976)
Part no. **91436130307**

Angle piece (1970–1976)
Part no. **90135561501**

Hand lever and pedal system

Hand brake cable sleeve (1970–1976)
Part no. **91442459200**

Slide bush (1973–1976)
Part no. **96442422300**

Pedal bushing kit (1970–1976)
Part no. **PCG91142300**

Bodywork

Spring washer B3 (1970–1976)
Part no. **90002800601**

Button for ventilation/heating control, Black (1970–1976)
Part no. **90157191700**

Button, red (1970–1976)
Part no. **90157191800**

Oval-head screw M6x15 (1970–1976)
Part no. **N 0141405**

Outer door seal, left (1970–1976)
Part no. **91453181311**

Outer door seal, right (1970–1976)
Part no. **91453181411**

Electrical equipment

Flared disc, chrome (1970–1976)
Part no. **90162892200**

DIN/ISO adapter (1970–1976)
Part no. **91164240000**

Fuse 25 A (1970–1976)
Part no. **N 0171215**

Grommet for cover plate (1970–1976)
Part no. **021119627B**

Grommet for cover of control unit (1973–1974)
with 1.8 l displacement
Part no. **311906105A**

Ignition lock connector housing (1970–1972)
Part no. **99965242640**

Small parts/other

Hexagon head bolt M4x8 (1970–1976)
Part no. **90007511602**

Tooth lock washer (1970–1976)
Part no. **90011401401**

Cylinder screw M5x12 (1970–1976)
Part no. **90001405802**

Accessories

Sound system adapter cable Blaupunkt, Alpine, Bea (1970–1976)
Part no. **91164220901**

Vehicle document folder (1974–1976)
Part no. **WKD48551000**

Light bulb and fuse set 914/924 (1970–1976)
Part no. **PCG91410000**

License plate frame “914” (1970–1976)
Part no. **PCG70191400**

Service logbook (EN) – 911T, 911E, 911S, 914/6 (1970–1972)
Part no. **WKD43152010**

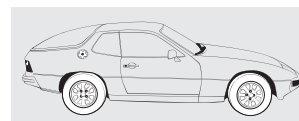
Service logbook (DE) – 911T, 911E, 911S, 914/6 (1970–1972)
Part no. **WKD43151010**

Sirius XM adapter cable for radio navigation system (1970–1976)
Part no. **91164231300**

924

1986–1988

Units produced **150,684**
Available part numbers **4,200**



Engine

Fastening clip (1986–1988)
Part no. **99951107602**

Adjusting screw (1976–1985)
Part no. **046109453C**

Adjusting screw, 1 notch (1976–1985)
Part no. **046109453D**

Adjusting screw, 2 notches (1976–1985)
Part no. **046109453E**

Adjusting screw, 3 notches (1976–1985)
Part no. **046109453F**

Breather (1976–1985)
Part no. **PCG103129A**

Breather for crankcase ventilation (1979–1982)
also for 924 Carrera GT
Part no. **93110706301**

Threaded connector (1976–1979)
Part no. **91111015900**

Hose clamp (1986–1988)
Part no. **99951223502**

Hexagon head bolt M6x50 (1986–1988) Part no. N 0402591
Snap ring (1976–1985) Part no. N 0124601
Stud bolt M8x30 (1976–1985) Part no. N 0444115
Thermal timer switch (1976–1985) Part no. 92860510102
Water cooler (1986–1988) Part no. 94410603104
Water hose (1976–1985) Part no. 46121051
Water hose (1976–1985) Part no. 46121053
Water hose (1976–1985) Part no. 46121061
Cylinder screw M6x25 (1986–1988) Part no. 90006727908
Fuel/exhaust system
Tapping screw 6.3x19 (1976–1988) Part no. N 0138911
Collar screw (1979–1982) Part no. 93112319700
Exhaust manifold sleeve (1979–1982) Part no. 93112319900
Transmission
Gasket for manual transmission housing (1976–1982) Part no. 477301191A
Parallel key (1986–1988) Part no. 90011704500
Hexagon head bolt (1980–1988) for 924 and 924 S with automatic transmission only Part no. 003323699B
Synchroniser ring (1979–1988) Part no. 16311247
Front axle/steering
Lock nut (1976–1985) Part no. 131405670
Hexagon head bolt M10x65 (1976–1988) Part no. N 0403211
Rear axle
Hexagon head bolt M12x1.5x115 (1976–1988) Part no. 90008205902

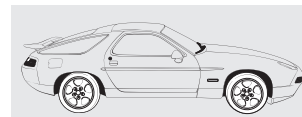
Outer cylinder roller bearing (1976–1985) Part no. 113501277B
Wheels/brakes
Brake fluid equalizing tank (1980–1988) Part no. 477611303B
Brake master cylinder with brake light switch (1981–1985) Part no. 477611017A
Brake master cylinder with brake light switch (1980–1980) Part no. 477611017
Clamp (1976–1985) except Turbo Part no. 113609625
Decorative wheel cover with full-color Porsche crest (1976–1988) Part no. 92836103206TPP
Decorative wheel cap (1976–1985) Part no. 477601151E
Safety clamp (1976–1985) except Turbo Part no. 211609619
Angle piece (1980–1988) only for 924 Carrera GT Part no. 90135561501
Hand lever and pedal system
Slide bush (1979–1982) Part no. 96442422300
Bodywork
End plate (1986–1988) Part no. 94450303302
Seat adjustment handwheel/cap (1976–1988) Part no. 91152138102
Oval-head screw M6x15 (1976–1988) Part no. N 0141405
Rivet B4x32 (1976–1988) Part no. N 0136661
Adjusting washer (1986–1988) Part no. 94456445901
Hexagon head bolt M6x35 (1976–1988) Part no. N 0102213
Countersunk-head tapping screw 4.2x16 (1976–1985) Part no. 90014503502
Roll pin 3x10 (1986–1988) Part no. N 0233232
Roll pin 4x12 (1984–1988) Part no. 90019701800

Base, left (1976–1988) Part no. 92853742502
Electrical equipment
Flared disc, Black (1979–1988) Part no. 91162896300
DIN/ISO adapter (1976–1988) Part no. 91164240000
Socket for lamp holder (1976–1988) Part no. PCG945114
Clutch housing, external mirror adjustment (1986–1988) Part no. 92861254200
Fuse 25 A (1976–1988) Part no. N 0171215
Fuse 8 A (1976–1988) Part no. N 0171211
Ignition lock connector housing (1986–1988) Part no. 99965242640
Ignition coil (1981–1982) also for 924 Carrera GT Part no. 211905115B
Small parts/other
Hexagon head bolt M4x8 (1976–1988) Part no. 90007511602
Tooth lock washer (1976–1979) Part no. 90011401401
Accessories
Sound system adapter cable Blaupunkt, Alpine, Bea (1976–1988) Part no. 91164220901
Vehicle document folder (1976–1988) Part no. WKD48551000
Light bulb and fuse set 914/924 (1976–1988) Part no. PCG91410000
License plate frame “924” (1976–1988) Part no. PCG70192400
License plate frame “Carrera” (1979–1982) Part no. PCG70191110
License plate frame “Turbo” (1979–1982) Part no. PCG70193010
Sirius XM adapter cable for radio navigation system (1976–1988) Part no. 91164231300

928

1978–1995

Units produced **61,056**
Available part numbers **8,500**



Engine
Fastening clip (1987–1995) Part no. 99951107602
Rubber metal bearing (1984–1986) Part no. 99968900100
Hexagon nut M16x1 (1978–1982) Part no. 90160390501
Thermal timer switch (1978–1984) Part no. 92860510102
Toothed belt cover (1987–1995) for 928 S4 only from engine number 81H 00660 (manual transmission) and from engine number 81H 06735 (automatic transmission) Part no. 92810514408
Cylinder head gasket for cylinder 1–4 (1978–1982) Part no. 92810437115
Cylinder screw M6x25 (1987–1995) Part no. 9000672700A
Fuel/exhaust system
Hook for silencer (1978–1995) Part no. 92811126401
Hose (1987–1995) Part no. 99918141950
Transmission
Hexagon head bolt (1983–1995) for 928 S, S4 and GTS with automatic transmission only Part no. 003323699B
Replacement set for vibration damper (1974–1977) Part no. PCG34190401

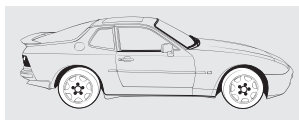
Front axle/steering
Three-spoke steering wheel with Porsche logo (embossed) and Guards Red seam, for models without airbag (1980–1991) Part no. 000043163158YR
Three-spoke steering wheel with Porsche logo (embossed) and Black seam, for models without airbag (1980–1991) Part no. 000043163108YR
Rear axle
Lower arm, complete, left (1980–1995) Part no. 92833104306
Bodywork
Spring washer B3 (1978–1995) Part no. 90002800601
Seat adjustment handwheel/cap (1978–1984) Part no. 91152138102
Air conditioning compressor (1993–1995) Part no. 92812611301
Oval-head screw M6x15 (1983–1991) Part no. N 0141405
O-ring 8x28 for low pressure switch (1983–1995) Part no. 90017401140
Screw M8x85 (1978–1979) Part no. 90007531102
Hexagon head bolt M6x35 (1978–1995) Part no. N 0102213
Countersunk-head tapping screw 3.5x9.5 (1978–1995) Part no. 90014400802
Roll pin 4x12 (1981–1995) Part no. 90019701800
Base, left (1978–1995) Part no. 92853742502
Electrical equipment
Flared disc, Black (1978–1986) Part no. 91162896300
DIN/ISO adapter (1978–1995) Part no. 91164240000
Retaining plate for wiring harness (1981–1995) for 928 S, S4 and GTS with M249 only (automatic transmission) Part no. 92861249300
Fuse 25 A (1978–1995) Part no. N 0171215

Fuse 8 A (1978–1995) Part no. N 0171211
Hexagon head bolt M10x130 (1983–1995) Part no. 90007419702
Ignition lock connector housing (1983–1995) Part no. 99965242640
Small parts/other
Hexagon head bolt M10x105 (1978–1995) Part no. N 0104823
Accessories
Adapter cable for Blaupunkt, Alpine and Bea sound systems (1978–1995) Part no. 91164220901
Vehicle document folder (1978–1991) Part no. WKD48551000
Light bulb and fuse set 928 (1978–1995) Part no. PCG92810000
License plate frame "928" (1978–1995) Part no. PCG70192800
Sirius XM adapter cable for radio navigation system (1978–1995) Part no. 91164231300

944

1982–1991

Units produced **163,302**
Available part numbers **6,200**



Engine
Repair set, sealing plugs for water cooler (1989–1991) Part no. PCG10603107
Hose clamp (1982–1991) Part no. 99951223502
Hexagon head bolt M6x50 (1987–1991) Part no. N 0402591
Temperature sensor (1985–1991) Part no. PCG65312100
Water cooler (1982–1989) Part no. 94410603104

Water cooler with sealing plugs (1985–1991) Part no. 95110603107
Cylinder screw M6x25 (1985–1991) Part no. 90006727908
Fuel/exhaust system
Tapping screw 6.3x19 (1982–1991) Part no. N 0138911
Transmission
Parallel key (1982–1989) Part no. 90011704500
Hexagon head bolt (1982–1991) with automatic transmission Part no. 003323699B
Synchroniser ring (1982–1991) Part no. 16311247
Front axle/steering
Three-spoke steering wheel with Porsche logo (embossed) and Guards Red seam, for models without airbag (1982–1991) Part no. 968347084158YR
Three-spoke steering wheel with Porsche logo (embossed) and Black seam, for models without airbag (1982–1991) Part no. 968347084108YR
Washer (1985–1991) Part no. 90022301002
Washer (1989–1991) Part no. 9990252210C
Hexagon head bolt M10x65 (1982–1991) Part no. N 0403211
Rear axle
Hexagon head bolt M12x1.5x115 (1982–1991) Part no. 90008205902
Outer cylinder roller bearing (1982–1985) Part no. 113501277B
Wheels/brakes
Brake fluid equalizing tank (1982–1985) Part no. 477611303B
Decorative wheel cover with full-color Porsche crest (1982–1991) Part no. 92836103206TPP
Angle piece (1982–1985) Part no. 90135561501

Bodywork
End plate (1985–1989) Part no. 94450303302
Seat adjustment handwheel/cap (1982–1985) Part no. 91152138102
Loudspeaker grille (1987–1991) Part no. 94455514901
Oval-head screw M4x15 (1982–1991) Part no. N 0141179
Oval-head screw M6x15 (1982–1991) Part no. N 0141405
Nut M5 (1990–1991) Part no. 90003403307
Rivet B4x32 (1982–1991) Part no. N 0136661
Adjusting washer (1985–1991) Part no. 94456445901
Hexagon head bolt M6x35 (1982–1991) Part no. N 0102213
Countersunk-head tapping screw 4.2x16 (1982–1985) Part no. 90014503502
Roll pin 3x10 (1985–1991) Part no. N 0233232
Roll pin 4x12 (1984–1991) Part no. 90019701800
Interior temperature sensor (1985–1991) with M573 (air conditioning) Part no. 94465922101
Base, left (1982–1991) Part no. 92853742502
Electrical equipment
Flared disc, Black (1982–1985) Part no. 91162896300
DIN/ISO adapter (1982–1991) Part no. 91164240000
Socket for lamp holder (1982–1991) Part no. PCG945114
Clutch housing, external mirror adjustment (1985–1991) Part no. 92861254200
Fuse 25 A (1982–1985) Part no. N 0171215
Fuse 8 A (1982–1985) Part no. N 0171211
Hexagon head bolt M10x130 (1985–1991) Part no. 90007419702

Ignition lock connector housing (1985–1991)
Part no. 99965242640

Small parts/other

Hexagon head bolt M4x8 (1982–1991)
Part no. 90007511602

Accessories

Sound system adapter cable Blaupunkt, Alpine, Bea (1982–1991)
Part no. 91164220901

Vehicle document folder (1982–1991)
Part no. WKD48551000

Light bulb and fuse set 944 (1982–1991)
Part no. PCG94410000

License plate frame “944” (1982–1991)
Part no. PCG70194400

License plate frame “Turbo” (1985–1991)
Part no. PCG70193010

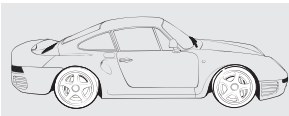
Ignition sequence adhesive label (1987–1991)
Part no. 94460254400

Sirius XM adapter cable for radio navigation system (1982–1991)
Part no. 91164231300

959

1987–1988

Units produced **292**
Available part numbers **2,300**



Engine

Gasket (1987–1988)
Part no. N 0438543

Rubber metal bearing (1987–1988)
Part no. 99968900100

Oil line, left (1987–1988)
Part no. 95910725102

Connecting rod bearing (1987–1988)
Part no. 93510314153

Regulator housing (1987–1988)
Part no. 93010701700

Temperature sensor (1987–1988)
Part no. PCG65312100

Fuel/exhaust system

Exhaust pipe (1987–1988)
Part no. 95911117801

Front axle/steering

Three-spoke steering wheel with Porsche logo (embossed) and Guards Red seam, for models without airbag (1987–1988)
Part no. 000043161158YR

Three-spoke steering wheel with Porsche logo (embossed) and Black seam, for models without airbag (1987–1988)
Part no. 000043161108YR

Steering tie rod (1987–1988)
Part no. 95934703122

Front axle wheel bearing (1987–1988)
Part no. 95934163101

Rear axle

Bump stop (1987–1988)
Part no. 95950462300

Hexagon head bolt M12x1.5x115 (1987–1988)
Part no. 90008205902

Wheels/brakes

Spacer (1987–1988)
Part no. 95935515300

Angle piece (1987–1988)
Part no. 90135561501

Hand lever and pedal system

Clutch master cylinder (1987–1988)
Part no. 95942317102

Bodywork

Cover (1987–1988)
Part no. 95950368300

Cover (1987–1988)
Part no. 95950368100

Rubber buffer (1987–1988)
Part no. 95950438900

Lock striker, left (1987–1988)
Part no. 91153170102

Lock striker, right (1987–1988)
Part no. 91153170202

Countersunk-head tapping screw 4.2x16 (1987–1988)
Part no. 90014503502

Roll pin 4x12 (1987–1988)
Part no. 90019701800

Electrical equipment

Cover cap (1987–1988)
Part no. 95961813300

Flared disc, Black (1987–1988)
Part no. 91162896300

DIN/ISO adapter (1987–1988)
Part no. 91164240000

Switch for door contact and glove box light (1987–1988)
Part no. 90161560103

Small parts/other

Hexagon head bolt M10x105 (1987–1988)
Part no. N 0104823

Accessories

Sound system adapter cable Blaupunkt, Alpine, Bea (1987–1988)
Part no. 91164220901

Vehicle document folder (1987–1988)
Part no. WKD48551000

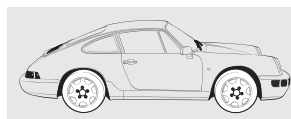
License plate frame “959” (1987–1988)
Part no. PCG70195900

Sirius XM adapter cable for radio navigation system (1987–1988)
Part no. 91164231300

964

1989–1994

Units produced **63,762**
Available part numbers **5,000**



Engine

Spacer sleeve (1991–1994)
only for Turbo
with metal air filter housing
Part no. 93011043601

Fuel/exhaust system

Flap box repair set (1989–1994)
Part no. PCG96457200

Transmission

Pressure line (1989–1993)
Part no. 96431534302

Front axle/steering

Three-spoke steering wheel with Porsche logo (embossed) and Guards Red seam, for models without airbag (1989–1994)
Part no. 000043162158YR

Three-spoke steering wheel with Porsche logo (embossed) and Black seam, for models without airbag (1989–1994)
Part no. 0000431632108YR

Front axle damper strut, left (1989–1994)
also for the Turbo Look Carrera 4
Part no. 96534304105

Front axle damper strut, left (1993–1994) for Turbo with 3.6 l displacement only
Part no. 96534304106

Front axle damper strut, right (1989–1994)
also for the Turbo Look Carrera 4
Part no. 96534304205

Front axle damper strut, right (1993–1994) for Turbo with 3.6 l displacement only
Part no. 96534304206

Wheels/brakes

Decorative wheel cover with full-color Porsche crest (1989–1994)
Part no. 92836103206TPP

Angle piece (1989–1994)
also for the Turbo Look 1992–1994
Part no. 90135561501

Bodywork

Rod for push button, right (1989–1994)
Part no. 91153170802

Adhesive tape for front bumper and top cover (1994–1994)
for Speedster only
Part no. 9999115574A

Wing (1993–1993)
for special flatnose model only
Part no. 96550303208

Loudspeaker grille (1989–1994)
Part no. 94455514901

Lock striker, left (1989–1994)
Part no. 91153170102

Lock striker, right (1989–1994)
Part no. 91153170202

Electrical equipment

Flared disc, Black (1989–1994)
Part no. 91162896300

Brake light, complete (1990–1994)
for Carrera 2 Cabriolet/Spoiler and for Carrera 4 Cabriolet/Spoiler only
Part no. 91163107201

DIN/ISO adapter (1989–1994)
Part no. 91164240000

Headlight glass replacement kit, left-hand drive (1989–1994)
Part no. PCG91163100

Headlight glass replacement kit, right-hand drive (1989–1994)
Part no. PCG91163101

Door tweeter 30 mm, Coupe, Cabrio and Targa, front (1989–1994)
Part no. 96464550201

Clutch housing, external mirror adjustment (1989–1994)
Part no. 92861254200

Loudspeaker 90x150 mm, Coupe and Targa, rear (1989–1994)
Part no. 91164541901

Loudspeaker 100 mm cone, Cabrio, rear (1989–1994)
Part no. 96464550401

Loudspeaker grille for doors (1989–1994)
Part no. 91155545101

Loudspeaker grille for doors (1989–1994)
Part no. 91155545301

Loudspeaker set for Cabrio, rear (1989–1994)
Part no. PCG91164530

Loudspeaker set for Coupe, Cabrio and Targa, front (1989–1994)
Part no. PCG91164510

Loudspeaker set for Coupe and Targa, rear (1989–1994)
Part no. PCG91164520

Assembly adapter for loudspeaker set, front (1993–1994)
Part no. PCG91164515

Switch for door contact and glove box light (1989–1994)
Part no. 90161560103

Switch housing, Satin Black (1990–1994)
for 964 with M454 (automatic cruise control) and M562 (driver and passenger airbag) only
Part no. 9645522750301C

Door subwoofer 130 mm, Coupe, Cabrio and Targa, front (1989–1994)
Part no. 96464550301

Subwoofer support (1989–1994)
Part no. 91155567101

Ignition lock connector housing (1989–1994)
Part no. 99965242640

Accessories

Sound system adapter cable Blaupunkt, Alpine, Bea (1989–1994)
Part no. 91164220901

Light bulb and fuse set 964 (1989–1994)
Part no. PCG96410000

License plate frame “911” (1989–1994)
Part no. PCG70191100

License plate frame “964” (1989–1994)
Part no. PCG70196400

License plate frame “Carrera” (1989–1994)
Part no. PCG70191110

License plate frame “Targa” (1989–1994) for Targa only
Part no. PCG70191120

License plate frame “Turbo” (1991–1994)
Part no. PCG70193010

Wing protector (1989–1994)
Part no. PCG91150500

Sirius XM adapter cable for radio navigation system (1989–1994)
Part no. 91164231300

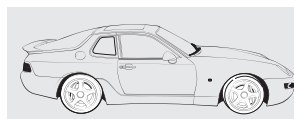
Stone chip protection film set, clear (1989–1993)
Part no. PCG55932510

Stone chip side panel protection film, clear (1989–1993)
Part no. PCG55932511

968

1992–1995

Units produced **11,248**
Available part numbers **5,900**



Engine

Repair set, sealing plugs for water cooler (1992–1995)
Part no. PCG10603107

Hexagon head bolt M8x35 (1992–1995)
Part no. 90037801502

Temperature sensor (1992–1995)
Part no. PCG65312100

Water cooler (1992–1995) with M249 (Tiptronic transmission)
Part no. 95110603108

Water cooler with sealing plugs (1992–1995)
Part no. 95110603107

Cylinder screw M6x25 (1992–1995)
Part no. 90006727908

Fuel/exhaust system

Tapping screw 6.3x19 (1992–1995)
Part no. N 0138911

Front axle/steering

Washer (1992–1995)
Part no. 90022301002

Washer (1992–1995)
Part no. 9990252210C

Hexagon head bolt M10x65 (1992–1995)
Part no. N 0403211

Rear axle

Hexagon head bolt M12x1.5x115 (1992–1995)
Part no. 90008205902

Wheels/brakes

Decorative wheel cover with full-color Porsche crest (1992–1995)
Part no. 92836103206TPP

Hand lever and pedal system

Hexagon head bolt M5x40 (1992–1995)
with M249 (Tiptronic transmission)
Part no. 90007431802

Bodywork

Nut M5 (1992–1995)
Part no. 90003403307

Rivet B4x32 (1992–1995)
Part no. N 0136661

O-ring 10.8x2.4 (1993–1995)
Part no. 94457321700

Adjusting washer (1992–1995)
Part no. 94456445901

Hexagon head bolt M6x35 (1992–1995)
Part no. N 0102213

Roll pin 4x12 (1992–1995)
Part no. 90019701800

Interior temperature sensor (1992–1995)
with M573 (air conditioning)
Part no. 94465922101

Base, left (1992–1995)
Part no. 92853742502

Electrical equipment

DIN/ISO adapter (1992–1995)
Part no. 91164240000

Tweeter (1993–1995)
Part no. 944645502001DB

Clutch housing, external mirror adjustment (1992–1995)
Part no. 92861254200

Hexagon head bolt M10x130 (1992–1995)
Part no. 90007419702

Ignition lock connector housing (1992–1995)
Part no. 99965242640

Accessories

Sound system adapter cable Blaupunkt, Alpine, Bea (1992–1995)
Part no. 91164220901

Light bulb and fuse set 968 (1992–1995)
Part no. PCG96810000

License plate frame “968” (1992–1995)
Part no. PCG70196800

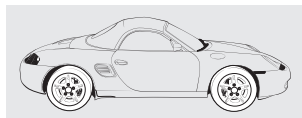
License plate frame “Turbo” (1993–1993) for Turbo only
Part no. PCG70193010

Ignition sequence adhesive label (1992–1995)
Part no. 94460254400

Sirius XM adapter cable for radio navigation system (1992-1995)
Part no. 91164231300

986 1997-2004

Units produced **164,874**
Available part numbers **8,400**



Wheels/brakes

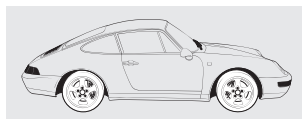
Decorative wheel cover with full-color Porsche crest (1997-2004)
Part no. 92836103206TPP

Accessories

License plate frame "Boxster" (1997-2004)
Part no. PCG70198600

993 1994-1998

Units produced **68,881**
Available part numbers **6,600**



Engine

Cable holder (1994-1998)
Part no. PCG10601700

Fuel/exhaust system

Screw and washer assembly M8x16 (1994-1998)
Part no. 90007536402

Front axle/steering

Ball joint for tie rod (1994-1998)
Part no. 99334732202

Protective bellow (1994-1998)
Part no. 99334350501

Rear axle

Spring plate (1994-1998)
Part no. 99333350481

Hexagon nut M12x1.25 (1994-1998)
Part no. 9990844450B

Bottom locking nut, Black (1994-1998)
Part no. 96434350203

Stabiliser hangers (1994-1998)
Part no. 99333307304

Plate washer 14x48x3.5 (1994-1998)
Part no. 99902523003

Top adjusting nut, Black (1994-1998)
Part no. 96434350302

Additional plastic springs (1994-1998)
Part no. 96433310582

Wheels/brakes

Decorative wheel cover with full-color Porsche crest (1994-1998)
Part no. 92836103206TPP

"Turbo S" decorative wheel cover (1997-1998) for Turbo S only
Part no. 99336198000

Bodywork

Sealing strip (1994-1998)
Part no. 99350534300

Rubber piping (1994-1998)
Part no. 9935054990170B

Adhesive tape for front bumper and top cover (1994-1998)
Part no. 9999115574A

Loudspeaker grille (1994-1998)
Part no. 94455514901

Lock striker, left (1994-1998)
Part no. 99353102901

Lock striker, right (1994-1998)
Part no. 99353103001

Outer seat bolster side section, left (1994-1998)
Part no. 99352203100

Outer seat bolster side section, right (1994-1998)
Part no. 99352203200

Outer seat bolster side section, left (1994-1998)
Part no. 99352203300

Outer seat bolster side section, left (1994-1998) for Cabriolet with M335 (three-point automatic seat belt) only
Part no. 99352203301

Outer seat bolster side section, right (1994-1998)
Part no. 99352203400

Outer seat bolster side section, right (1994-1998) for Cabriolet with M335 (three-point automatic seat belt) only
Part no. 99352203401

Front panel (1994-1998), see Technical Information Group 4, No. 145/15 No. 7/16. Note change to attachments
Part no. 64450301101GRV

Electrical equipment

DIN/ISO adapter (1994-1998)
Part no. 91164240000

Parking light bulb socket (1994-1998)
Part no. PCG63110390

Loudspeaker grille for doors (1994-1998) except vehicles with M490 (sound package)
Part no. 91155545101

Spark plug connector 993 and 993 Turbo (1994-1998) for M64.05/06 (Carrera, with and without Tiptronic), M64.20 (Carrera RS), M64.21/22 (Carrera 4 with and without Tiptronic) and M64.60 (Turbo) only
Part no. 91160231400

Spark plug connector 993 and 993 Turbo (1994-1998) for M64.05/06 (Carrera, with and without Tiptronic), M64.20 (Carrera RS), M64.21/22 (Carrera 4 with and without Tiptronic) and M64.60 (Turbo) only
Part no. 91160231300

Spark plug connector 993 (1994-1998) for M64.05/06 (Carrera, with and without Tiptronic), M64.20 (Carrera RS), M64.21/22 (Carrera, 4 with and without Tiptronic) only
Part no. 99360231300

Spark plug connector 993 Turbo (1995-1998) for M64.60 (Turbo) only
Part no. 99360231400

Accessories

Sound system adapter cable Blaupunkt, Alpine, Bea (1994-1998)
Part no. 91164220901

Light bulb and fuse set 993 (1994-1998) not for 993 with Litronic headlights
Part no. PCG99310000

License plate frame "911" (1994-1998)
Part no. PCG70191100

License plate frame "993" (1994-1998)
Part no. PCG70199300

License plate frame "Carrera" (1994-1998)
Part no. PCG70191110

License plate frame "Targa" (1994-1998) for Targa only
Part no. PCG70191120

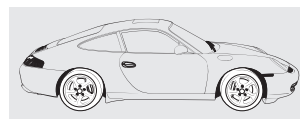
License plate frame "Turbo" (1995-1998)
Part no. PCG70193010

Wing protector (1994-1998)
Part no. PCG91150500

Sirius XM adapter cable for radio navigation system (1994-1998) (1994-1998)
Part no. 91164231300

996 1998-2005

Units produced **175,262**
Available part numbers **13,500**



Wheels/brakes

Decorative wheel cover with full-color Porsche crest (1998-2005)
Part no. 92836103206TPP

Electrical equipment

Seal for side marker light cover (2002-2005)
Part no. PCG63113400

Seal for fog light cover (2002-2005)
Part no. PCG63112300

Accessories

License plate frame "911" (1998-2005)
Part no. PCG70191100

License plate frame "996" (1998-2005)
Part no. PCG70199600

License plate frame "Carrera" (1998-2005)
Part no. PCG70191110

License plate frame "Targa" (1998-2005) for Targa only
Part no. PCG70191120

License plate frame "Turbo" (2001-2005)
Part no. PCG70193010

Accessories

All models

Enamel Porsche Classic sign – 928 GTS

Part no. **PCG00092810**

Enamel Porsche Classic sign – “Elegante sportiva”

Part no. **PCG00099914**

Enamel Porsche Classic sign – “Kills bugs fast”

Part no. **PCG00099310**

Enamel Porsche Classic sign – “The perfect sporting Partner”

Part no. **PCG00099910**

Enamel Porsche Classic sign – “Years ahead in engineering”

Part no. **PCG00099916**

Enamel Porsche Classic sign – “Powerful elegance”

Part no. **PCG00099918**

Enamel Porsche Classic sign – “Sports personality”

Part no. **PCG00099912**

Enamel Porsche Classic sign – 964 Cabrio

Part no. **PCG00096410**

Enamel Porsche Classic sign – 964 Coupe

Part no. **PCG00096420**

Enamel Porsche Classic sign – 964 Anniversary Model

Part no. **PCG00096430**

Individual tire protector, size M

Part no. **PCG04461010**

Tire protector set, size M

Part no. **PCG04461000**

Leather key pouch, Cashmere Beige

Part no. **PCG044100004YU**

Leather key pouch, Classic Grey

Part no. **PCG044100006XL**

Leather key pouch, Marine Blue

Part no. **PCG044100007JX**

Leather key pouch, Black

Part no. **PCG044100001AJ**

Tire protector valve cap

Part no. **PCG04440000**

Can't find the part you want?

Visit www.porsche.de/classic for regular updates on highlights, reissues and accessories – simply click on your model.

If the genuine part you need is not available from your Porsche Classic Partner or Porsche Center, contact us using the feedback form on our website at www.porsche.com/classic. You can find it in every sub-section of the “Genuine Parts” category.

Information on availability and installation in different countries is available from your Porsche Partner.

Please only use genuine Porsche spare parts for your vehicle. You can obtain these parts from authorized Porsche dealers. Your Porsche Partner is familiar with the verified range of parts and will be happy to advise you. Porsche will not accept any liability for damage caused by the use of spare parts or accessories not authorized by Porsche.

The safety of the vehicle may be affected, even if a supplier of accessories or parts has obtained a general operating licence. The huge variety of products available on the accessories market means that Porsche is not able to verify such parts. Please note that the guarantee for your vehicle may also be affected if you use parts which are not authorized by Porsche. Porsche reserves the right to alter the design, equipment and scope of delivery without prior notice. Colour tones and materials may differ from those illustrated. Errors excepted.

Due to country-specific legislation and requirements, product contents may differ from those described and individual items may not be available for all models in certain countries.

© Dr. Ing. h.c. F. Porsche AG, 2017. All text, pictures and other information contained in this catalogue is subject to copyright of Dr. Ing. h.c. F. Porsche AG.

Any reproduction, distribution or other use is prohibited without advance written permission from Dr. Ing. h.c. F. Porsche AG.

Porsche, the Porsche emblem, 911, Carrera, Boxster, Tiptronic and other distinctive features are registered trademarks of Dr. Ing. h.c. F. Porsche AG.

Dr. Ing. h.c. F. Porsche AG supports the use of paper from sustainable forest management. The paper used to make this sales brochure is certified according to the strict conditions of PEFC (Programme for the Endorsement of Forest Certification).

Dr. Ing. h.c. F. Porsche AG
Porscheplatz 1
70435 Stuttgart
Germany
www.porsche.com

Date: 03/17
Printed in Germany
WSLU7001003521 EN-US
www.porsche.com/classic

