



PORSCHE CARRERA CUP GB 2016

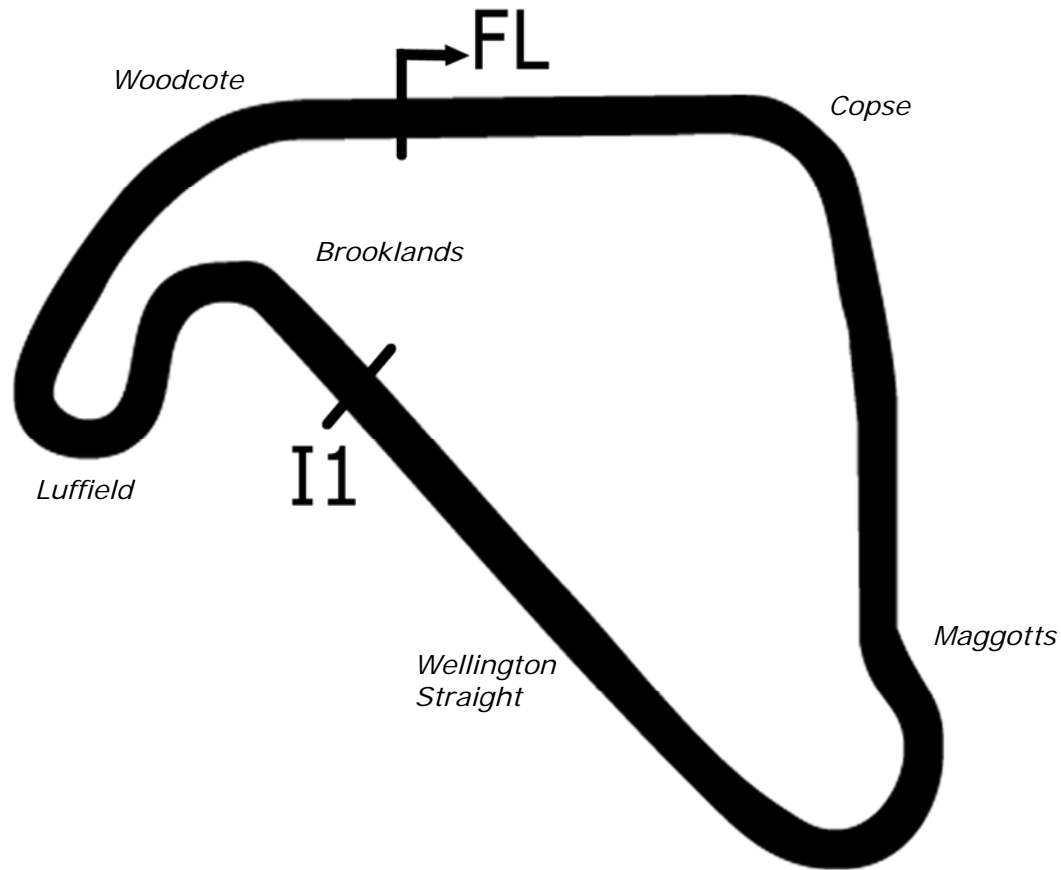
Rounds 13 & 14 Silverstone National

17th / 18th September 2016



Results Provided by Timing Solutions Ltd
www.tsl-timing.com

Silverstone National



Length	1.6404 miles	2640.7 m	
FL		52.07872 N	1.01711 W
I1	1669m	52.07603 N	1.01669 W
Pit Entry	2613m	52.07859 N	1.01758 W
Pit Exit	308m after FL	52.07880 N	1.01268 W
Pit Entry–Pit Exit 336m, 20.1s @60kph, 15.1s @80kph			

All results available at www.tsl-timing.com

Porsche Carrera Cup Great Britain 2016

QUALIFYING - ROUND 13 - CLASSIFICATION

POS	NO	CL	PIC NAME	NAT	ENTRY	TIME	ON	LAPS	GAP	DIFF	MPH
1	1*	Pro	1 Dan CAMMISH	GBR	Redline Racing	55.907	20	20			105.63
2	15	Pro	2 Tom OLIPHANT	GBR	Team Redline	56.131	18	22	0.224	0.224	105.21
3	5	Pro	3 Stephen JELLEY	GBR	Team Parker Racing	56.133	17	21	0.226	0.002	105.20
4	19*	Pro	4 Alessandro LATIF (R)	GBR	GT Marques	56.154	18	25	0.247	0.021	105.16
5	88	Pro	5 Dino ZAMPARELLI	GBR	GT Marques	56.167	16	21	0.260	0.013	105.14
6	77	Pro	6 Lewis PLATO (R)	GBR	Team Redline	56.178	21	21	0.271	0.011	105.12
7	10	Pro	7 Tom SHARP	GBR	IDL Racing	56.294	16	18	0.387	0.116	104.90
8	32	Pro	8 Daniel LLOYD	GBR	IN2 Racing	56.347	17	20	0.440	0.053	104.80
9	81	Am1	1 Euan MCKAY (R)	GBR	IN2 Racing	56.400	14	18	0.493	0.053	104.71
10	91	Am1	2 Dan MCKAY	GBR	IN2 Racing	56.421	18	22	0.514	0.021	104.67
11	28*	Pro	9 Charlie EASTWOOD (R)	GBR	Redline Racing	56.426	16	19	0.519	0.005	104.66
12	29	Am1	3 Sean HUDSPETH (R)	SIN	Parr Motorsport	56.526	19	23	0.619	0.100	104.47
13	8	Pro	10 Jonas GELZINIS	LTU	Juta Racing	56.702	22	24	0.795	0.176	104.15
14	22	Am2	1 Peter KYLE-HENNEY	GBR	Parr Motorsport	56.891	21	25	0.984	0.189	103.80
15	33	Am1	4 John MCCULLAGH	GBR	Redline Racing	56.989	15	17	1.082	0.098	103.62
16	7	Am1	5 Justin SHERWOOD	GBR	Team Parker Racing	57.219	8	21	1.312	0.230	103.21
17	31	Am2	2 Thomas JENNINGS	GBR	G-Cat Racing	57.411	20	24	1.504	0.192	102.86
18	17	Am2	3 Mark RADCLIFFE	GBR	Intersport Racing	57.426	19	22	1.519	0.015	102.83
19	13	Am2	4 Tautvydas BARSTYS	LTU	Juta Racing	57.626	17	23	1.719	0.200	102.48
20	44	Am2	5 Barrie BAXTER	GBR	Redline Racing	57.686	19	22	1.779	0.060	102.37
21	23	Am2	6 Iain DOCKERILL	GBR	Asset Advantage Racing	57.731	12	17	1.824	0.045	102.29
22	49	Am2	7 Rupert MARTIN	GBR	Team Parker Racing	58.587	25	25	2.680	0.856	100.80

*Cars 1, 19 & 28 - times disallowed, exceeding track limits.

Weather / Track : Cloudy / Dry

These results are provisional until the conclusion of any judicial and technical matters.

Silverstone National

Circuit Length = 1.6404 miles

Start: 12:00 Flag 12:30 End: 12:31

Clerk Of Course :

Timekeeper :

Porsche Carrera Cup Great Britain 2016

QUALIFYING - ROUND 14 - 2ND FASTEST CLASSIFICATION

POS	NO	CL	PIC NAME	NAT	ENTRY	TIME	ON	LAPS	GAP	DIFF	MPH
1	1*	Pro	Dan CAMMISH	GBR	Redline Racing	55.922	19	20			105.60
2	5	Pro	Stephen JELLEY	GBR	Team Parker Racing	56.169	18	21	0.247	0.247	105.14
3	88	Pro	Dino ZAMPARELLI	GBR	GT Marques	56.190	6	21	0.268	0.021	105.10
4	77	Pro	Lewis PLATO (R)	GBR	Team Redline	56.234	17	21	0.312	0.044	105.01
5	15	Pro	Tom OLIPHANT	GBR	Team Redline	56.275	22	22	0.353	0.041	104.94
6	32	Pro	Daniel LLOYD	GBR	IN2 Racing	56.348	8	20	0.426	0.073	104.80
7	28*	Pro	Charlie EASTWOOD (R)	GBR	Redline Racing	56.430	7	19	0.508	0.082	104.65
8	10	Pro	Tom SHARP	GBR	IDL Racing	56.471	18	18	0.549	0.041	104.57
9	91	Am1	Dan MCKAY	GBR	IN2 Racing	56.588	8	22	0.666	0.117	104.36
10	19*	Pro	Alessandro LATIF (R)	GBR	GT Marques	56.605	22	25	0.683	0.017	104.33
11	81	Am1	Euan MCKAY (R)	GBR	IN2 Racing	56.614	16	18	0.692	0.009	104.31
12	8	Pro	Jonas GELZINIS	LTU	Juta Racing	56.721	19	24	0.799	0.107	104.11
13	29	Am1	Sean HUDSPETH (R)	SIN	Parr Motorsport	56.841	23	23	0.919	0.120	103.89
14	22	Am2	Peter KYLE-HENNEY	GBR	Parr Motorsport	57.151	12	25	1.229	0.310	103.33
15	33	Am1	John MCCULLAGH	GBR	Redline Racing	57.230	14	17	1.308	0.079	103.19
16	7	Am1	Justin SHERWOOD	GBR	Team Parker Racing	57.435	10	21	1.513	0.205	102.82
17	17	Am2	Mark RADCLIFFE	GBR	Intersport Racing	57.473	17	22	1.551	0.038	102.75
18	31	Am2	Thomas JENNINGS	GBR	G-Cat Racing	57.476	18	24	1.554	0.003	102.75
19	13	Am2	Tautvydas BARSTYS	LTU	Juta Racing	57.825	19	23	1.903	0.349	102.13
20	44	Am2	Barrie BAXTER	GBR	Redline Racing	57.909	17	22	1.987	0.084	101.98
21	23	Am2	Iain DOCKERILL	GBR	Asset Advantage Racing	58.120	11	17	2.198	0.211	101.61
22	49	Am2	Rupert MARTIN	GBR	Team Parker Racing	58.652	24	25	2.730	0.532	100.68

*Cars 1, 19 & 28 - times disallowed, exceeding track limits.

Weather / Track : Cloudy / Dry

These results are provisional until the conclusion of any judicial and technical matters.

Silverstone National

Circuit Length = 1.6404 miles

Start: 12:00 Flag 12:30 End: 12:31

Clerk Of Course :

Timekeeper :

Porsche Carrera Cup Great Britain 2016

QUALIFYING - ROUND 13 - SECTOR ANALYSIS

SECTOR 1 = FL to I1, SECTOR 2 = I1 to FL, DIFF = Difference To Personal Best Lap, P = Crossed Finish Line in Pit Lane, D = Time Disallowed

P1		1 Pro Dan CAMMISH			Redline Racing			
IDEAL LAP TIME : 55.826		BEST LAP TIME : 55.907			DIFFERENCE : 0.081			
LAP	SECTOR 1		SECTOR 2		LAP TIME	MPH	DIFF	TIME OF DAY
1 -	39.133	113.3	26.411	136.4	1:05.544	90.10	9.637	12:02:40.147
2 -	33.499	141.8	23.351	137.0	56.850	103.88	0.943	12:03:36.997
3 -	33.357	142.1	23.158	137.0	56.545	D 104.49	0.608	12:04:33.512
4 -	33.044	142.4	24.119	137.0	57.163	103.31	1.256	12:05:30.675
5 -	32.958	143.0	23.191	137.0	56.149	105.17	0.242	12:06:26.824
6 -	32.969	143.0	23.098	136.7	56.067	D 105.33	0.160	12:07:22.891
7 -	33.189	142.1	23.464	137.5	56.653	104.24	0.746	12:08:19.544
8 -	33.586	140.6	23.798	137.0	57.384	102.91	1.477	12:09:16.928
9 -	33.043	142.4	23.064	137.2	56.107	105.25	0.200	12:10:13.035
10 -	33.095	142.7	23.004	137.5	56.099	D 105.27	0.192	12:11:09.134
11 -	35.775	128.3	IN PIT		1:06.236	P 89.16	10.329	12:12:15.370
12 -	OUTLAP	104.3	25.487	131.5	10:09.183	9.69	9:13.276	12:22:24.553
13 -	39.610	82.9	28.314	137.2	1:07.924	86.94	12.017	12:23:32.477
14 -	47.182	131.8	23.551	137.8	1:10.733	83.49	14.826	12:24:43.210
15 -	33.015	143.7	23.108	138.1	56.123	105.22	0.216	12:25:39.333
16 -	32.851	143.7	23.134	137.8	55.985	(3) 105.48	0.078	12:26:35.318
17 -	33.544	135.2	23.600	137.8	57.144	103.34	1.237	12:27:32.462
18 -	33.050	143.7	23.259	138.7	56.309	104.87	0.402	12:28:28.771
19 -	32.861	143.7	23.061	138.4	55.922	(2) 105.60	0.015	12:29:24.693
20 -	32.822	144.3	23.085	138.1	55.907	(1) 105.63		12:30:20.600

P2		15 Pro Tom OLIPHANT			Team Redline			
IDEAL LAP TIME : 56.088		BEST LAP TIME : 56.131			DIFFERENCE : 0.043			
LAP	SECTOR 1		SECTOR 2		LAP TIME	MPH	DIFF	TIME OF DAY
1 -	38.130	118.1	26.118	135.3	1:04.248	91.91	8.117	12:02:40.797
2 -	34.680	140.9	23.933	137.5	58.613	100.75	2.482	12:03:39.410
3 -	33.289	144.0	23.495	138.1	56.784	104.00	0.653	12:04:36.194
4 -	35.030	138.6	24.200	137.2	59.230	99.70	3.099	12:05:35.424
5 -	33.273	143.0	23.223	138.1	56.496	104.53	0.365	12:06:31.920
6 -	33.443	140.6	24.073	138.1	57.516	102.67	1.385	12:07:29.436
7 -	33.287	143.3	23.244	138.7	56.531	104.46	0.400	12:08:25.967
8 -	33.499	143.7	24.544	137.8	58.043	101.74	1.912	12:09:24.010
9 -	33.089	144.6	23.389	138.1	56.478	104.56	0.347	12:10:20.488
10 -	33.811	143.0	23.616	137.5	57.427	102.83	1.296	12:11:17.915
11 -	33.419	143.0	23.234	137.5	56.653	104.24	0.522	12:12:14.568
12 -	34.310	142.4	IN PIT		1:01.856	P 95.47	5.725	12:13:16.424
13 -	OUTLAP	115.1	26.624	116.8	8:16.845	11.88	7:20.714	12:21:33.269
14 -	38.534	117.1	24.386	137.5	1:02.920	93.85	6.789	12:22:36.189
15 -	40.396	88.4	24.741	138.1	1:05.137	90.66	9.006	12:23:41.326
16 -	33.256	143.3	23.313	138.7	56.569	104.39	0.438	12:24:37.895
17 -	33.168	143.7	23.283	139.3	56.451	104.61	0.320	12:25:34.346
18 -	32.923	144.3	23.208	139.6	56.131	(1) 105.21		12:26:30.477
19 -	35.704	136.6	23.895	138.7	59.599	99.09	3.468	12:27:30.076
20 -	33.155	143.7	23.350	139.3	56.505	104.51	0.374	12:28:26.581
21 -	33.070	144.0	23.241	138.4	56.311	(3) 104.87	0.180	12:29:22.892
22 -	33.110	144.0	23.165	139.0	56.275	(2) 104.94	0.144	12:30:19.167

P3		5 Pro Stephen JELLEY			Team Parker Racing			
IDEAL LAP TIME : 56.040		BEST LAP TIME : 56.133			DIFFERENCE : 0.093			
LAP	SECTOR 1		SECTOR 2		LAP TIME	MPH	DIFF	TIME OF DAY
1 -	39.652	117.7	27.616	119.7	1:07.268	87.79	11.135	12:02:42.821
2 -	39.327	112.5	25.616	127.2	1:04.943	90.93	8.810	12:03:47.764
3 -	37.319	112.2	24.922	138.1	1:02.241	94.88	6.108	12:04:50.005
4 -	33.435	144.0	23.726	137.8	57.161	103.31	1.028	12:05:47.166
5 -	33.334	143.0	23.419	137.8	56.753	104.05	0.620	12:06:43.919
6 -	33.135	143.7	23.189	138.7	56.324	104.85	0.191	12:07:40.243
7 -	33.285	144.0	23.346	138.1	56.631	104.28	0.498	12:08:36.874
8 -	33.109	144.3	23.119	138.7	56.228	105.03	0.095	12:09:33.102

Silverstone National

Circuit Length = 1.6404 miles

Start: 12:00 Flag 12:30 End: 12:31

Weather / Track : Cloudy / Dry

Porsche Carrera Cup Great Britain 2016

QUALIFYING - ROUND 13 - SECTOR ANALYSIS

SECTOR 1 = FL to I1, SECTOR 2 = I1 to FL, DIFF = Difference To Personal Best Lap, P = Crossed Finish Line in Pit Lane, D = Time Disallowed

9 -	33.133	144.3	23.245	137.5	56.378	104.75	0.245	12:10:29.480
10 -	33.735	143.3	IN PIT		1:03.283	P 93.32	7.150	12:11:32.763
11 -	OUTLAP	113.7	26.597	117.6	9:03.941	10.85	8:07.808	12:20:36.704
12 -	37.287	132.8	24.786	136.7	1:02.073	95.14	5.940	12:21:38.777
13 -	34.503	142.7	23.991	139.0	58.494	100.96	2.361	12:22:37.271
14 -	34.177	144.0	24.277	139.0	58.454	101.03	2.321	12:23:35.725
15 -	33.241	144.0	23.893	139.0	57.134	103.36	1.001	12:24:32.859
16 -	33.127	144.0	23.259	139.3	56.386	104.73	0.253	12:25:29.245
17 -	32.935	144.0	23.198	139.0	56.133	(1) 105.20		12:26:25.378
18 -	33.064	144.3	23.105	139.3	56.169	(2) 105.14	0.036	12:27:21.547
19 -	32.981	144.6	23.231	139.9	56.212	(3) 105.06	0.079	12:28:17.759
20 -	33.143	144.6	23.160	138.4	56.303	104.89	0.170	12:29:14.062
21 -	33.444	144.3	26.388	138.4	59.832	98.70	3.699	12:30:13.894

P4	19 Pro	Alessandro LATIF (R)	GT Marques					
IDEAL LAP TIME : 56.119		BEST LAP TIME : 56.154		DIFFERENCE : 0.035				

LAP	SECTOR 1		SECTOR 2		LAP TIME	MPH	DIFF	TIME OF DAY
1 -	38.666	127.3	26.621	131.0	1:05.287	90.45	9.133	12:02:41.991
2 -	35.240	141.2	24.296	137.0	59.536	99.19	3.382	12:03:41.527
3 -	37.341	137.7	24.038	136.7	1:01.379	96.21	5.225	12:04:42.906
4 -	33.640	143.3	23.617	137.5	57.257	103.14	1.103	12:05:40.163
5 -	33.454	143.3	23.522	138.4	56.976	103.65	0.822	12:06:37.139
6 -	33.356	143.0	23.422	137.8	56.778	104.01	0.624	12:07:33.917
7 -	33.197	144.0	23.343	138.4	56.540	D 104.45	0.386	12:08:30.457
8 -	33.313	144.0	23.328	138.7	56.641	104.26	0.487	12:09:27.098
9 -	34.214	144.0	23.442	138.4	57.656	102.42	1.502	12:10:24.754
10 -	33.354	144.0	23.323	138.7	56.677	104.19	0.523	12:11:21.431
11 -	33.403	144.6	24.190	137.8	57.593	102.54	1.439	12:12:19.024
12 -	33.373	144.0	IN PIT		1:00.336	P 97.87	4.182	12:13:19.360
13 -	OUTLAP	138.9	25.631	136.1	6:12.618	15.84	5:16.464	12:19:31.978
14 -	34.735	140.1	24.043	137.8	58.778	100.47	2.624	12:20:30.756
15 -	34.007	144.0	23.629	139.0	57.636	102.46	1.482	12:21:28.392
16 -	34.129	139.8	23.362	138.7	57.491	102.72	1.337	12:22:25.883
17 -	33.484	143.7	23.135	139.0	56.619	(3) 104.30	0.465	12:23:22.502
18 -	32.991	144.9	23.163	139.3	56.154	(1) 105.16		12:24:18.656
19 -	33.353	143.7	23.391	139.0	56.744	104.07	0.590	12:25:15.400
20 -	32.984	144.6	23.812	139.0	56.796	103.98	0.642	12:26:12.196
21 -	34.682	143.7	23.453	138.7	58.135	101.58	1.981	12:27:10.331
22 -	33.257	144.0	23.348	139.3	56.605	(2) 104.33	0.451	12:28:06.936
23 -	33.239	144.3	23.408	139.6	56.647	104.25	0.493	12:29:03.583
24 -	33.307	144.3	23.336	138.7	56.643	104.26	0.489	12:30:00.226
25 -	33.876	143.3	24.228	139.0	58.104	101.63	1.950	12:30:58.330

P5	88 Pro	Dino ZAMPARELLI	GT Marques					
IDEAL LAP TIME : 56.096		BEST LAP TIME : 56.167		DIFFERENCE : 0.071				

LAP	SECTOR 1		SECTOR 2		LAP TIME	MPH	DIFF	TIME OF DAY
1 -	38.439	132.6	25.938	135.5	1:04.377	91.73	8.210	12:02:36.545
2 -	46.560	104.8	26.528	135.0	1:13.088	80.80	16.921	12:03:49.633
3 -	35.816	104.2	26.500	137.2	1:02.316	94.76	6.149	12:04:51.949
4 -	33.365	143.7	23.672	137.5	57.037	103.54	0.870	12:05:48.986
5 -	33.111	143.0	23.324	137.8	56.435	104.64	0.268	12:06:45.421
6 -	33.066	143.7	23.124	138.1	56.190	(2) 105.10	0.023	12:07:41.611
7 -	33.186	143.7	23.145	137.8	56.331	104.83	0.164	12:08:37.942
8 -	33.171	144.0	23.108	138.1	56.279	104.93	0.112	12:09:34.221
9 -	34.527	128.8	24.241	137.2	58.768	100.49	2.601	12:10:32.989
10 -	33.191	143.3	23.374	137.0	56.565	104.40	0.398	12:11:29.554
11 -	34.414	141.8	IN PIT		1:04.538	P 91.50	8.371	12:12:34.092
12 -	OUTLAP	122.9	25.964	135.8	9:22.858	10.49	8:26.691	12:21:56.950
13 -	40.843	120.6	25.818	135.3	1:06.661	88.59	10.494	12:23:03.611
14 -	36.311	134.4	25.073	137.5	1:01.384	96.20	5.217	12:24:04.995
15 -	33.752	107.7	24.914	137.8	58.666	100.66	2.499	12:25:03.661
16 -	33.008	143.0	23.159	137.8	56.167	(1) 105.14		12:25:59.828
17 -	34.154	122.2	23.791	137.8	57.945	101.91	1.778	12:26:57.773

Silverstone National

Circuit Length = 1.6404 miles

Start: 12:00 Flag 12:30 End: 12:31

Weather / Track : Cloudy / Dry

Porsche Carrera Cup Great Britain 2016

QUALIFYING - ROUND 13 - SECTOR ANALYSIS

SECTOR 1 = FL to I1, SECTOR 2 = I1 to FL, DIFF = Difference To Personal Best Lap, P = Crossed Finish Line in Pit Lane, D = Time Disallowed

18 -	35.114	139.2	23.907	138.1	59.021	100.06	2.854	12:27:56.794
19 -	33.175	143.3	23.165	138.4	56.340	104.82	0.173	12:28:53.134
20 -	33.159	143.7	23.088	138.4	56.247 (3)	104.99	0.080	12:29:49.381
21 -	36.037	131.0	24.473	128.1	1:00.510	97.59	4.343	12:30:49.891

P6 77 Pro Lewis PLATO (R)				Team Redline				
IDEAL LAP TIME : 56.157		BEST LAP TIME : 56.178		DIFFERENCE : 0.021				
LAP	SECTOR 1		SECTOR 2		LAP TIME	MPH	DIFF	TIME OF DAY
1 -	43.037	112.5	24.808	138.7	1:07.845	87.04	11.667	12:02:44.899
2 -	40.769	110.9	27.362	139.0	1:08.131	86.68	11.953	12:03:53.030
3 -	33.637	142.1	27.190	137.5	1:00.827	97.08	4.649	12:04:53.857
4 -	33.598	144.6	23.383	139.0	56.981	103.64	0.803	12:05:50.838
5 -	33.291	144.3	23.251	139.0	56.542	104.44	0.364	12:06:47.380
6 -	33.188	144.6	23.245	138.4	56.433 (3)	104.64	0.255	12:07:43.813
7 -	33.372	144.6	23.123	139.3	56.495	104.53	0.317	12:08:40.308
8 -	33.283	144.6	23.171	138.4	56.454	104.61	0.276	12:09:36.762
9 -	33.283	144.0	25.147	138.7	58.430	101.07	2.252	12:10:35.192
10 -	33.228	144.9	23.230	137.8	56.458	104.60	0.280	12:11:31.650
11 -	34.468	144.6	IN PIT		1:04.682 P	91.30	8.504	12:12:36.332
12 -	OUTLAP	136.3	25.318	136.7	8:46.425	11.21	7:50.247	12:21:22.757
13 -	34.849	142.1	24.109	139.3	58.958	100.16	2.780	12:22:21.715
14 -	34.007	141.8	23.460	138.4	57.467	102.76	1.289	12:23:19.182
15 -	33.315	135.2	24.353	139.3	57.668	102.40	1.490	12:24:16.850
16 -	33.137	145.2	24.383	138.7	57.520	102.67	1.342	12:25:14.370
17 -	33.064	144.6	23.170	139.9	56.234 (2)	105.01	0.056	12:26:10.604
18 -	39.308	106.8	26.477	139.9	1:05.785	89.77	9.607	12:27:16.389
19 -	33.913	118.7	24.084	139.6	57.997	101.82	1.819	12:28:14.386
20 -	33.473	145.2	23.184	139.6	56.657	104.23	0.479	12:29:11.043
21 -	33.034	144.3	23.144	139.3	56.178 (1)	105.12		12:30:07.221

P7 10 Pro Tom SHARP				IDL Racing				
IDEAL LAP TIME : 56.290		BEST LAP TIME : 56.294		DIFFERENCE : 0.004				
LAP	SECTOR 1		SECTOR 2		LAP TIME	MPH	DIFF	TIME OF DAY
1 -	38.381	111.6	27.320	129.4	1:05.701	89.88	9.407	12:02:41.671
2 -	38.916	108.4	25.265	136.4	1:04.181	92.01	7.887	12:03:45.852
3 -	37.343	115.3	24.443	136.1	1:01.786	95.58	5.492	12:04:47.638
4 -	33.623	142.4	23.674	136.4	57.297	103.07	1.003	12:05:44.935
5 -	33.411	142.4	23.487	137.2	56.898	103.79	0.604	12:06:41.833
6 -	33.388	142.4	23.379	136.7	56.767	104.03	0.473	12:07:38.600
7 -	33.407	142.4	23.169	137.0	56.576 (3)	104.38	0.282	12:08:35.176
8 -	33.284	143.0	23.343	137.2	56.627	104.29	0.333	12:09:31.803
9 -	34.181	112.0	IN PIT		1:01.168 P	96.54	4.874	12:10:32.971
10 -	OUTLAP	97.2	26.524	131.5	11:27.855	8.58	10:31.561	12:22:00.826
11 -	38.318	104.0	27.105	130.7	1:05.423	90.26	9.129	12:23:06.249
12 -	36.996	126.1	24.467	137.8	1:01.463	96.08	5.169	12:24:07.712
13 -	40.786	102.4	29.124	108.3	1:09.910	84.47	13.616	12:25:17.622
14 -	42.384	132.8	23.787	137.5	1:06.171	89.24	9.877	12:26:23.793
15 -	33.467	143.0	23.236	137.8	56.703	104.15	0.409	12:27:20.496
16 -	33.151	142.7	23.143	137.8	56.294 (1)	104.90		12:28:16.790
17 -	35.266	128.8	24.756	137.2	1:00.022	98.39	3.728	12:29:16.812
18 -	33.147	143.0	23.324	137.5	56.471 (2)	104.57	0.177	12:30:13.283

P8 32 Pro Daniel LLOYD				IN2 Racing				
IDEAL LAP TIME : 56.091		BEST LAP TIME : 56.347		DIFFERENCE : 0.256				
LAP	SECTOR 1		SECTOR 2		LAP TIME	MPH	DIFF	TIME OF DAY
1 -	44.303	102.7	25.396	135.3	1:09.699	84.73	13.352	12:02:55.136
2 -	40.916	124.7	25.436	135.0	1:06.352	89.00	10.005	12:04:01.488
3 -	35.257	141.2	24.887	136.7	1:00.144	98.19	3.797	12:05:01.632
4 -	33.790	141.2	24.374	137.2	58.164	101.53	1.817	12:05:59.796
5 -	33.430	141.8	23.547	137.2	56.977	103.65	0.630	12:06:56.773
6 -	33.277	143.0	23.311	138.1	56.588	104.36	0.241	12:07:53.361
7 -	33.371	142.1	23.238	137.5	56.609	104.32	0.262	12:08:49.970

Silverstone National
Circuit Length = 1.6404 miles
Start: 12:00 Flag 12:30 End: 12:31

Weather / Track : Cloudy / Dry

Porsche Carrera Cup Great Britain 2016

QUALIFYING - ROUND 13 - SECTOR ANALYSIS

SECTOR 1 = FL to I1, SECTOR 2 = I1 to FL, DIFF = Difference To Personal Best Lap, P = Crossed Finish Line in Pit Lane, D = Time Disallowed

8 -	33.199	143.3	23.149	137.5	56.348 (2)	104.80	0.001	12:09:46.318
9 -	33.882	143.0	24.148	138.1	58.030	101.76	1.683	12:10:44.348
10 -	35.465	97.8	IN PIT		1:12.177 P	81.82	15.830	12:11:56.525
11 -	OUTLAP	85.4	28.291	123.6	9:30.333	10.35	8:33.986	12:21:26.858
12 -	39.887	106.0	25.547	123.3	1:05.434	90.25	9.087	12:22:32.292
13 -	37.649	136.6	24.071	138.7	1:01.720	95.68	5.373	12:23:34.012
14 -	33.645	140.3	23.797	138.7	57.442	102.81	1.095	12:24:31.454
15 -	33.265	142.7	23.269	138.4	56.534	104.46	0.187	12:25:27.988
16 -	33.397	112.9	26.961	139.6	1:00.358	97.84	4.011	12:26:28.346
17 -	33.136	144.3	23.211	139.0	56.347 (1)	104.80		12:27:24.693
18 -	32.942	143.7	23.438	137.2	56.380 (3)	104.74	0.033	12:28:21.073
19 -	33.239	143.7	23.400	138.7	56.639	104.26	0.292	12:29:17.712
20 -	33.101	144.0	23.296	139.9	56.397	104.71	0.050	12:30:14.109

P9 81 Am1 Euan MCKAY (R)				IN2 Racing				
IDEAL LAP TIME : 56.354		BEST LAP TIME : 56.400		DIFFERENCE : 0.046				
LAP	SECTOR 1		SECTOR 2		LAP TIME	MPH	DIFF	TIME OF DAY
1 -	41.819	94.3	26.146	135.8	1:07.965	86.89	11.565	12:03:00.720
2 -	34.365	140.9	24.273	137.2	58.638	100.71	2.238	12:03:59.358
3 -	37.613	129.5	25.138	138.1	1:02.751	94.11	6.351	12:05:02.109
4 -	34.055	136.1	24.297	138.1	58.352	101.20	1.952	12:06:00.461
5 -	33.386	143.3	23.469	138.7	56.855	103.87	0.455	12:06:57.316
6 -	33.457	143.7	23.317	138.7	56.774	104.02	0.374	12:07:54.090
7 -	33.528	143.3	23.293	138.1	56.821	103.93	0.421	12:08:50.911
8 -	33.578	143.7	IN PIT		1:05.164 P	90.62	8.764	12:09:56.075
9 -	OUTLAP	103.8	29.047	115.5	11:39.148	8.44	10:42.748	12:21:35.223
10 -	39.947	105.5	27.388	134.2	1:07.335	87.70	10.935	12:22:42.558
11 -	38.940	87.4	24.766	137.5	1:03.706	92.70	7.306	12:23:46.264
12 -	34.215	126.1	23.872	137.2	58.087	101.66	1.687	12:24:44.351
13 -	33.827	140.6	23.330	138.1	57.157	103.32	0.757	12:25:41.508
14 -	33.171	143.3	23.229	138.4	56.400 (1)	104.71		12:26:37.908
15 -	33.211	144.0	23.490	138.7	56.701 (3)	104.15	0.301	12:27:34.609
16 -	33.431	143.3	23.183	138.7	56.614 (2)	104.31	0.214	12:28:31.223
17 -	33.576	142.1	24.202	138.4	57.778	102.21	1.378	12:29:29.001
18 -	35.516	133.6	IN PIT		1:05.250 P	90.50	8.850	12:30:34.251

P10 91 Am1 Dan MCKAY				IN2 Racing				
IDEAL LAP TIME : 56.306		BEST LAP TIME : 56.421		DIFFERENCE : 0.115				
LAP	SECTOR 1		SECTOR 2		LAP TIME	MPH	DIFF	TIME OF DAY
1 -	39.223	109.2	27.687	136.7	1:06.910	88.26	10.489	12:02:43.239
2 -	38.215	106.5	25.340	137.2	1:03.555	92.92	7.134	12:03:46.794
3 -	33.745	142.7	23.663	136.4	57.408	102.87	0.987	12:04:44.202
4 -	33.486	143.0	23.583	137.2	57.069	103.48	0.648	12:05:41.271
5 -	33.711	116.1	24.570	137.0	58.281	101.33	1.860	12:06:39.552
6 -	33.578	142.1	23.579	136.4	57.157	103.32	0.736	12:07:36.709
7 -	33.308	142.7	23.300	137.0	56.608 (3)	104.32	0.187	12:08:33.317
8 -	33.260	143.3	23.328	137.2	56.588 (2)	104.36	0.167	12:09:29.905
9 -	36.802	110.7	IN PIT		1:04.156 P	92.05	7.735	12:10:34.061
10 -	OUTLAP	102.6	26.582	130.4	2:52.089	34.31	1:55.668	12:13:26.150
11 -	39.359	127.0	25.102	133.9	1:04.461	91.61	8.040	12:14:30.611
12 -	35.342	138.6	IN PIT		1:04.312 P	91.82	7.891	12:15:34.923
13 -	OUTLAP	106.8	26.791	108.1	5:52.664	16.74	4:56.243	12:21:27.587
14 -	39.898	104.5	25.375	128.1	1:05.273	90.47	8.852	12:22:32.860
15 -	37.659	134.7	24.133	139.0	1:01.792	95.57	5.371	12:23:34.652
16 -	34.307	90.8	24.664	139.0	58.971	100.14	2.550	12:24:33.623
17 -	33.251	144.3	23.439	138.4	56.690	104.17	0.269	12:25:30.313
18 -	33.038	144.3	23.383	138.1	56.421 (1)	104.67		12:26:26.734
19 -	33.340	144.0	23.268	138.1	56.608 (3)	104.32	0.187	12:27:23.342
20 -	34.588	126.1	24.491	138.7	59.079	99.96	2.658	12:28:22.421
21 -	33.569	144.0	23.439	137.8	57.008	103.59	0.587	12:29:19.429
22 -	34.135	142.7	23.887	138.4	58.022	101.78	1.601	12:30:17.451

Weather / Track : Cloudy / Dry

Silverstone National

Circuit Length = 1.6404 miles

Start: 12:00 Flag 12:30 End: 12:31

Porsche Carrera Cup Great Britain 2016

QUALIFYING - ROUND 13 - SECTOR ANALYSIS

SECTOR 1 = FL to I1, SECTOR 2 = I1 to FL, DIFF = Difference To Personal Best Lap, P = Crossed Finish Line in Pit Lane, D = Time Disallowed

P11		28 Pro		Charlie EASTWOOD (R)		Redline Racing			
IDEAL LAP TIME : 56.203		BEST LAP TIME : 56.426		DIFFERENCE : 0.223					
LAP	SECTOR 1		SECTOR 2		LAP TIME	MPH	DIFF	TIME OF DAY	
1 -	38.900	114.7	26.660	136.1	1:05.560	90.08	9.134	12:02:40.778	
2 -	33.780	142.1	23.785	137.5	57.565	102.59	1.139	12:03:38.343	
3 -	33.330	143.0	23.455	137.2	56.785	104.00	0.359	12:04:35.128	
4 -	33.075	143.0	23.664	137.2	56.739	104.08	0.313	12:05:31.867	
5 -	32.993	143.7	23.264	137.8	56.257 D	104.97		12:06:28.124	
6 -	33.721	142.4	23.498	137.8	57.219	103.21	0.793	12:07:25.343	
7 -	33.220	142.7	23.210	137.8	56.430 (2)	104.65	0.004	12:08:21.773	
8 -	33.281	143.3	23.218	138.1	56.499 (3)	104.52	0.073	12:09:18.272	
9 -	33.330	143.0	IN PIT		1:00.575 P	97.49	4.149	12:10:18.847	
10 -	OUTLAP	133.1	25.900	137.0	11:36.348	8.48	10:39.922	12:21:55.195	
11 -	35.356	127.5	23.925	137.0	59.281	99.62	2.855	12:22:54.476	
12 -	33.457	143.0	24.359	137.8	57.816	102.14	1.390	12:23:52.292	
13 -	33.143	143.0	23.614	138.1	56.757	104.05	0.331	12:24:49.049	
14 -	33.009	143.3	24.273	138.1	57.282	103.09	0.856	12:25:46.331	
15 -	33.532	143.0	23.506	137.8	57.038	103.53	0.612	12:26:43.369	
16 -	33.191	143.0	23.235	138.1	56.426 (1)	104.66		12:27:39.795	
17 -	33.287	143.7	23.226	137.8	56.513	104.50	0.087	12:28:36.308	
18 -	33.389	143.0	23.382	138.7	56.771	104.02	0.345	12:29:33.079	
19 -	33.380	143.7	23.329	138.4	56.709	104.13	0.283	12:30:29.788	

P12		29 Am1		Sean HUDSPETH (R)		Parr Motorsport			
IDEAL LAP TIME : 56.459		BEST LAP TIME : 56.526		DIFFERENCE : 0.067					
LAP	SECTOR 1		SECTOR 2		LAP TIME	MPH	DIFF	TIME OF DAY	
1 -	42.132	104.5	25.262	112.8	1:07.394	87.62	10.868	12:02:48.153	
2 -	40.864	102.7	25.253	136.4	1:06.117	89.32	9.591	12:03:54.270	
3 -	34.001	143.0	27.770	135.5	1:01.771	95.60	5.245	12:04:56.041	
4 -	35.424	131.3	24.013	136.1	59.437	99.36	2.911	12:05:55.478	
5 -	33.705	142.4	23.806	136.1	57.511	102.68	0.985	12:06:52.989	
6 -	33.616	143.0	23.493	136.4	57.109	103.41	0.583	12:07:50.098	
7 -	33.569	143.3	23.359	137.0	56.928 (3)	103.73	0.402	12:08:47.026	
8 -	33.510	143.7	23.495	135.8	57.005	103.59	0.479	12:09:44.031	
9 -	34.086	143.3	23.514	136.7	57.600	102.52	1.074	12:10:41.631	
10 -	33.557	143.3	23.513	137.2	57.070	103.48	0.544	12:11:38.701	
11 -	34.490	143.7	IN PIT		1:06.476 P	88.83	9.950	12:12:45.177	
12 -	OUTLAP	76.7	27.285	121.1	7:22.342	13.35	6:25.816	12:20:07.519	
13 -	40.318	88.3	25.537	122.9	1:05.855	89.67	9.329	12:21:13.374	
14 -	37.460	111.8	24.220	137.0	1:01.680	95.74	5.154	12:22:15.054	
15 -	34.229	132.3	23.693	137.0	57.922	101.95	1.396	12:23:12.976	
16 -	35.563	129.8	23.990	137.5	59.553	99.16	3.027	12:24:12.529	
17 -	33.744	135.8	23.878	137.8	57.622	102.48	1.096	12:25:10.151	
18 -	33.256	143.7	23.903	138.1	57.159	103.32	0.633	12:26:07.310	
19 -	33.323	144.3	23.203	138.7	56.526 (1)	104.47		12:27:03.836	
20 -	33.832	143.3	23.616	137.0	57.448	102.80	0.922	12:28:01.284	
21 -	33.741	143.0	23.396	136.7	57.137	103.35	0.611	12:28:58.421	
22 -	33.657	143.3	23.446	136.4	57.103	103.42	0.577	12:29:55.524	
23 -	33.486	143.3	23.355	137.0	56.841 (2)	103.89	0.315	12:30:52.365	

P13		8 Pro		Jonas GELZINIS		Juta Racing			
IDEAL LAP TIME : 56.401		BEST LAP TIME : 56.702		DIFFERENCE : 0.301					
LAP	SECTOR 1		SECTOR 2		LAP TIME	MPH	DIFF	TIME OF DAY	
1 -	37.630	122.2	26.803	132.5	1:04.433	91.65	7.731	12:02:41.723	
2 -	34.631	142.1	24.234	137.2	58.865	100.32	2.163	12:03:40.588	
3 -	46.211	120.0	28.103	135.5	1:14.314	79.46	17.612	12:04:54.902	
4 -	33.926	143.3	23.856	138.1	57.782	102.20	1.080	12:05:52.684	
5 -	33.609	142.7	23.695	138.1	57.304	103.05	0.602	12:06:49.988	
6 -	34.162	142.7	23.785	137.8	57.947	101.91	1.245	12:07:47.935	
7 -	33.396	142.7	23.341	137.5	56.737 (3)	104.08	0.035	12:08:44.672	
8 -	33.474	142.7	23.266	137.8	56.740	104.08	0.038	12:09:41.412	

Silverstone National

Circuit Length = 1.6404 miles

Start: 12:00 Flag 12:30 End: 12:31

Weather / Track : Cloudy / Dry

Porsche Carrera Cup Great Britain 2016

QUALIFYING - ROUND 13 - SECTOR ANALYSIS

SECTOR 1 = FL to I1, SECTOR 2 = I1 to FL, DIFF = Difference To Personal Best Lap, P = Crossed Finish Line in Pit Lane, D = Time Disallowed

9 -	34.083	140.6	24.284	138.4	58.367	101.18	1.665	12:10:39.779
10 -	33.436	143.3	23.363	137.5	56.799	103.97	0.097	12:11:36.578
11 -	33.486	144.0	23.558	137.0	57.044	103.52	0.342	12:12:33.622
12 -	33.421	143.0	23.435	138.1	56.856	103.87	0.154	12:13:30.478
13 -	33.746	142.1	IN PIT		1:06.633	P 88.62	9.931	12:14:37.111
14 -	OUTLAP	118.3	26.468	135.3	6:06.082	16.13	5:09.380	12:20:43.193
15 -	35.389	141.5	24.940	136.4	1:00.329	97.89	3.627	12:21:43.522
16 -	34.247	142.7	23.914	137.8	58.161	101.54	1.459	12:22:41.683
17 -	35.653	84.7	25.270	139.3	1:00.923	96.93	4.221	12:23:42.606
18 -	33.310	143.7	23.482	139.3	56.792	103.98	0.090	12:24:39.398
19 -	33.337	144.6	23.384	138.7	56.721	(2) 104.11	0.019	12:25:36.119
20 -	33.135	144.3	26.703	139.3	59.838	98.69	3.136	12:26:35.957
21 -	33.530	139.2	23.813	139.0	57.343	102.98	0.641	12:27:33.300
22 -	33.280	144.3	23.422	139.3	56.702	(1) 104.15		12:28:30.002
23 -	33.473	143.7	26.673	137.5	1:00.146	98.18	3.444	12:29:30.148
24 -	33.350	143.7	23.484	138.1	56.834	103.91	0.132	12:30:26.982

P14 22 Am2 Peter KYLE-HENNEY				Parr Motorsport				
IDEAL LAP TIME : 56.891		BEST LAP TIME : 56.891		DIFFERENCE : 0.000				
LAP	SECTOR 1		SECTOR 2		LAP TIME	MPH	DIFF	TIME OF DAY
1 -	39.261	107.5	26.603	123.3	1:05.864	89.66	8.973	12:03:12.987
2 -	38.780	99.4	25.295	135.5	1:04.075	92.16	7.184	12:04:17.062
3 -	33.826	138.6	25.099	137.5	58.925	100.22	2.034	12:05:15.987
4 -	41.181	138.6	24.631	136.4	1:05.812	89.73	8.921	12:06:21.799
5 -	33.897	143.0	24.020	137.8	57.917	101.96	1.026	12:07:19.716
6 -	34.194	131.3	IN PIT		1:09.103	P 85.46	12.212	12:08:28.819
7 -	OUTLAP	112.7	27.281	123.1	2:22.653	41.39	1:25.762	12:10:51.472
8 -	39.794	112.2	26.687	130.7	1:06.481	88.83	9.590	12:11:57.953
9 -	35.606	135.2	25.393	136.7	1:00.999	96.81	4.108	12:12:58.952
10 -	33.952	143.0	24.200	136.7	58.152	101.55	1.261	12:13:57.104
11 -	33.631	143.3	24.098	137.2	57.729	102.29	0.838	12:14:54.833
12 -	33.396	143.0	23.755	137.5	57.151	(2) 103.33	0.260	12:15:51.984
13 -	33.813	143.0	23.872	137.5	57.685	102.37	0.794	12:16:49.669
14 -	33.760	142.7	IN PIT		1:06.136	P 89.29	9.245	12:17:55.805
15 -	OUTLAP	110.0	28.004	124.7	2:48.532	35.04	1:51.641	12:20:44.337
16 -	36.705	134.7	25.386	137.2	1:02.091	95.11	5.200	12:21:46.428
17 -	36.189	129.5	24.983	137.5	1:01.172	96.54	4.281	12:22:47.600
18 -	35.107	125.9	24.632	139.9	59.739	98.85	2.848	12:23:47.339
19 -	33.613	139.5	25.272	139.6	58.885	100.29	1.994	12:24:46.224
20 -	33.562	143.7	23.724	139.3	57.286	(3) 103.09	0.395	12:25:43.510
21 -	33.368	143.7	23.523	139.3	56.891	(1) 103.80		12:26:40.401
22 -	40.650	98.8	26.385	138.7	1:07.035	88.09	10.144	12:27:47.436
23 -	33.650	143.7	23.986	137.8	57.636	102.46	0.745	12:28:45.072
24 -	34.105	143.7	23.733	138.1	57.838	102.10	0.947	12:29:42.910
25 -	33.465	143.7	24.109	137.0	57.574	102.57	0.683	12:30:40.484

P15 33 Am1 John MCCULLAGH				Redline Racing				
IDEAL LAP TIME : 56.989		BEST LAP TIME : 56.989		DIFFERENCE : 0.000				
LAP	SECTOR 1		SECTOR 2		LAP TIME	MPH	DIFF	TIME OF DAY
1 -	43.886	101.2	25.089	134.7	1:08.975	85.62	11.986	12:02:55.685
2 -	40.924	124.2	25.372	134.2	1:06.296	89.08	9.307	12:04:01.981
3 -	35.365	133.1	25.770	138.7	1:01.135	96.60	4.146	12:05:03.116
4 -	33.760	142.1	24.236	138.7	57.996	101.82	1.007	12:06:01.112
5 -	33.687	141.8	23.773	138.4	57.460	102.77	0.471	12:06:58.572
6 -	33.727	142.7	23.709	137.8	57.436	102.82	0.447	12:07:56.008
7 -	33.562	142.4	23.844	137.5	57.406	(3) 102.87	0.417	12:08:53.414
8 -	34.045	143.0	IN PIT		1:06.147	P 89.28	9.158	12:09:59.561
9 -	OUTLAP	91.0	30.208	111.8	11:02.249	8.91	10:05.260	12:21:01.810
10 -	36.660	121.1	25.253	133.6	1:01.913	95.38	4.924	12:22:03.723
11 -	36.901	95.7	26.272	135.3	1:03.173	93.48	6.184	12:23:06.896
12 -	37.082	116.5	24.547	138.7	1:01.629	95.82	4.640	12:24:08.525
13 -	34.285	142.1	23.806	138.7	58.091	101.66	1.102	12:25:06.616
14 -	33.625	143.0	23.605	138.7	57.230	(2) 103.19	0.241	12:26:03.846

Silverstone National

Circuit Length = 1.6404 miles

Start: 12:00 Flag 12:30 End: 12:31

Weather / Track : Cloudy / Dry

Porsche Carrera Cup Great Britain 2016

QUALIFYING - ROUND 13 - SECTOR ANALYSIS

SECTOR 1 = FL to I1, SECTOR 2 = I1 to FL, DIFF = Difference To Personal Best Lap, P = Crossed Finish Line in Pit Lane, D = Time Disallowed

15 -	33.460	143.0	23.529	138.1	56.989 (1)	103.62			12:27:00.835
16 -	46.158	107.0	25.149	138.4	1:11.307	82.82	14.318		12:28:12.142
17 -	33.647	143.7	IN PIT		1:02.151	P 95.02	5.162		12:29:14.293

P16 7 Am1 Justin SHERWOOD				Team Parker Racing				
IDEAL LAP TIME : 57.219		BEST LAP TIME : 57.219		DIFFERENCE : 0.000				
LAP	SECTOR 1		SECTOR 2		LAP TIME	MPH	DIFF	TIME OF DAY
1 -	41.042	95.8	27.214	123.8	1:08.256	86.52	11.037	12:03:02.484
2 -	37.756	103.4	25.411	136.7	1:03.167	93.49	5.948	12:04:05.651
3 -	34.350	142.7	24.142	137.8	58.492	100.96	1.273	12:05:04.143
4 -	34.122	124.2	26.714	136.7	1:00.836	97.07	3.617	12:06:04.979
5 -	33.996	141.8	24.023	136.7	58.019	101.78	0.800	12:07:02.998
6 -	33.860	141.5	23.720	136.4	57.580	102.56	0.361	12:08:00.578
7 -	33.829	142.1	23.692	137.0	57.521	(3) 102.66	0.302	12:08:58.099
8 -	33.595	143.3	23.624	137.5	57.219 (1)	103.21		12:09:55.318
9 -	33.981	143.0	27.146	136.7	1:01.127	96.61	3.908	12:10:56.445
10 -	33.756	142.4	23.679	137.2	57.435	(2) 102.82	0.216	12:11:53.880
11 -	34.631	141.5	IN PIT		1:06.731	P 88.49	9.512	12:13:00.611
12 -	OUTLAP	93.7	27.663	106.5	7:51.812	12.51	6:54.593	12:20:52.423
13 -	37.346	140.1	25.079	135.5	1:02.425	94.60	5.206	12:21:54.848
14 -	37.263	93.2	25.738	123.3	1:03.001	93.73	5.782	12:22:57.849
15 -	36.929	104.0	24.785	137.2	1:01.714	95.69	4.495	12:23:59.563
16 -	36.089	131.0	29.881	131.2	1:05.970	89.52	8.751	12:25:05.533
17 -	38.607	108.4	24.776	137.2	1:03.383	93.17	6.164	12:26:08.916
18 -	38.027	82.9	25.053	137.5	1:03.080	93.62	5.861	12:27:11.996
19 -	33.964	143.0	23.952	137.0	57.916	101.96	0.697	12:28:09.912
20 -	34.221	142.7	23.861	137.0	58.082	101.67	0.863	12:29:07.994
21 -	36.335	99.4	IN PIT		1:12.101	P 81.90	14.882	12:30:20.095

P17 31 Am2 Thomas JENNINGS				G-Cat Racing				
IDEAL LAP TIME : 57.336		BEST LAP TIME : 57.411		DIFFERENCE : 0.075				
LAP	SECTOR 1		SECTOR 2		LAP TIME	MPH	DIFF	TIME OF DAY
1 -	43.394	101.8	27.784	133.1	1:11.178	82.97	13.767	12:03:07.443
2 -	35.567	133.4	25.788	137.2	1:01.355	96.25	3.944	12:04:08.798
3 -	34.728	143.3	25.227	137.5	59.955	98.50	2.544	12:05:08.753
4 -	34.279	143.7	24.413	137.5	58.692	100.62	1.281	12:06:07.445
5 -	33.949	142.4	24.690	136.1	58.639	100.71	1.228	12:07:06.084
6 -	34.246	143.0	24.391	136.7	58.637	100.71	1.226	12:08:04.721
7 -	34.121	143.3	24.132	137.2	58.253	101.37	0.842	12:09:02.974
8 -	34.041	143.0	24.374	136.4	58.415	101.09	1.004	12:10:01.389
9 -	33.947	143.7	25.517	130.4	59.464	99.31	2.053	12:11:00.853
10 -	36.429	126.3	IN PIT		1:09.186	P 85.35	11.775	12:12:10.039
11 -	OUTLAP	128.8	27.019	132.5	3:52.999	25.34	2:55.588	12:16:03.038
12 -	36.075	139.8	25.520	136.4	1:01.595	95.87	4.184	12:17:04.633
13 -	34.407	143.0	24.647	136.4	59.054	100.00	1.643	12:18:03.687
14 -	34.215	142.7	24.706	135.8	58.921	100.23	1.510	12:19:02.608
15 -	34.011	143.3	24.465	136.4	58.476	100.99	1.065	12:20:01.084
16 -	34.017	143.0	24.399	135.8	58.416	101.09	1.005	12:20:59.500
17 -	33.866	144.6	24.087	138.1	57.953	101.90	0.542	12:21:57.453
18 -	33.708	143.0	23.768	137.8	57.476	(2) 102.75	0.065	12:22:54.929
19 -	33.568	142.7	24.185	138.7	57.753	(3) 102.25	0.342	12:23:52.682
20 -	33.618	144.9	23.793	137.2	57.411 (1)	102.86		12:24:50.093
21 -	33.941	144.0	24.334	136.1	58.275	101.34	0.864	12:25:48.368
22 -	34.776	138.6	24.716	137.2	59.492	99.26	2.081	12:26:47.860
23 -	33.959	144.0	24.228	137.0	58.187	101.49	0.776	12:27:46.047
24 -	33.947	144.0	IN PIT		1:06.053	P 89.40	8.642	12:28:52.100

P18 17 Am2 Mark RADCLIFFE				Intersport Racing				
IDEAL LAP TIME : 57.329		BEST LAP TIME : 57.426		DIFFERENCE : 0.097				
LAP	SECTOR 1		SECTOR 2		LAP TIME	MPH	DIFF	TIME OF DAY
1 -	41.536	83.4	IN PIT		1:14.967	P 78.77	17.541	12:03:10.630
2 -	OUTLAP	81.6	30.217	118.9	3:37.912	27.10	2:40.486	12:06:48.542

Silverstone National
Circuit Length = 1.6404 miles
Start: 12:00 Flag 12:30 End: 12:31

Weather / Track : Cloudy / Dry

Porsche Carrera Cup Great Britain 2016

QUALIFYING - ROUND 13 - SECTOR ANALYSIS

SECTOR 1 = FL to I1, SECTOR 2 = I1 to FL, DIFF = Difference To Personal Best Lap, P = Crossed Finish Line in Pit Lane, D = Time Disallowed

3 -	38.530	123.1	25.201	134.2	1:03.731	92.66	6.305	12:07:52.273
4 -	36.196	143.0	24.852	136.7	1:01.048	96.73	3.622	12:08:53.321
5 -	35.202	142.7	24.506	136.7	59.708	98.90	2.282	12:09:53.029
6 -	35.314	142.4	24.605	137.0	59.919	98.56	2.493	12:10:52.948
7 -	34.576	142.4	24.257	136.4	58.833	100.38	1.407	12:11:51.781
8 -	34.242	142.4	24.004	135.8	58.246	101.39	0.820	12:12:50.027
9 -	34.245	142.1	24.189	136.1	58.434	101.06	1.008	12:13:48.461
10 -	34.757	141.8	IN PIT		1:05.012	P 90.83	7.586	12:14:53.473
11 -	OUTLAP	106.5	26.376	129.7	4:29.259	21.93	3:31.833	12:19:22.732
12 -	36.305	136.3	25.480	135.3	1:01.785	95.58	4.359	12:20:24.517
13 -	36.875	107.0	26.992	120.0	1:03.867	92.46	6.441	12:21:28.384
14 -	40.219	98.8	25.524	138.1	1:05.743	89.82	8.317	12:22:34.127
15 -	37.591	100.4	25.485	138.7	1:03.076	93.62	5.650	12:23:37.203
16 -	33.842	143.3	23.857	139.0	57.699	102.35	0.273	12:24:34.902
17 -	33.686	143.7	23.787	137.8	57.473	(2) 102.75	0.047	12:25:32.375
18 -	33.860	143.3	23.706	138.1	57.566	(3) 102.58	0.140	12:26:29.941
19 -	33.623	144.0	23.803	138.7	57.426	(1) 102.83		12:27:27.367
20 -	33.708	143.3	23.892	138.4	57.600	102.52	0.174	12:28:24.967
21 -	35.965	107.0	24.838	138.4	1:00.803	97.12	3.377	12:29:25.770
22 -	33.706	144.0	23.866	138.4	57.572	102.57	0.146	12:30:23.342

P19 13 Am2 Tautvydas BARSTYS

Juta Racing

IDEAL LAP TIME : 57.461

BEST LAP TIME : 57.626

DIFFERENCE : 0.165

LAP	SECTOR 1		SECTOR 2		LAP TIME	MPH	DIFF	TIME OF DAY
1 -	44.002	90.9	26.768	131.7	1:10.770	83.44	13.144	12:03:12.205
2 -	34.724	142.4	24.741	136.1	59.465	99.31	1.839	12:04:11.670
3 -	39.615	93.7	26.644	137.0	1:06.259	89.13	8.633	12:05:17.929
4 -	46.673	97.3	24.751	137.2	1:11.424	82.68	13.798	12:06:29.353
5 -	34.030	143.0	23.808	137.2	57.838	(3) 102.10	0.212	12:07:27.191
6 -	33.908	142.4	24.126	136.7	58.034	101.76	0.408	12:08:25.225
7 -	35.385	104.0	24.723	137.0	1:00.108	98.25	2.482	12:09:25.333
8 -	41.930	32.4	29.155	137.2	1:11.085	83.07	13.459	12:10:36.418
9 -	33.884	143.0	24.221	135.5	58.105	101.63	0.479	12:11:34.523
10 -	34.235	143.0	IN PIT		1:09.223	P 85.31	11.597	12:12:43.746
11 -	OUTLAP	101.0	27.688	124.0	5:33.518	17.70	4:35.892	12:18:17.264
12 -	36.779	116.5	25.477	136.7	1:02.256	94.86	4.630	12:19:19.520
13 -	35.119	141.5	24.691	136.1	59.810	98.74	2.184	12:20:19.330
14 -	34.738	141.5	24.750	135.5	59.488	99.27	1.862	12:21:18.818
15 -	35.793	115.3	24.673	137.2	1:00.466	97.66	2.840	12:22:19.284
16 -	37.295	127.3	23.920	137.8	1:01.215	96.47	3.589	12:23:20.499
17 -	33.998	143.0	23.628	138.4	57.626	(1) 102.48		12:24:18.125
18 -	33.835	135.0	26.922	132.0	1:00.757	97.20	3.131	12:25:18.882
19 -	33.948	143.0	23.877	137.2	57.825	(2) 102.13	0.199	12:26:16.707
20 -	33.833	143.0	24.386	136.7	58.219	101.43	0.593	12:27:14.926
21 -	42.023	44.7	37.004	135.0	1:19.027	74.72	21.401	12:28:33.953
22 -	34.342	141.8	23.988	137.8	58.330	101.24	0.704	12:29:32.283
23 -	36.715	120.0	24.816	136.7	1:01.531	95.97	3.905	12:30:33.814

P20 44 Am2 Barrie BAXTER

Redline Racing

IDEAL LAP TIME : 57.686

BEST LAP TIME : 57.686

DIFFERENCE : 0.000

LAP	SECTOR 1		SECTOR 2		LAP TIME	MPH	DIFF	TIME OF DAY
1 -	42.961	80.4	27.667	129.2	1:10.628	83.61	12.942	12:03:08.606
2 -	34.871	142.1	24.401	137.2	59.272	99.63	1.586	12:04:07.878
3 -	34.925	142.7	25.061	135.8	59.986	98.45	2.300	12:05:07.864
4 -	34.621	141.8	24.205	137.0	58.826	100.39	1.140	12:06:06.690
5 -	34.575	141.5	IN PIT		1:05.575	P 90.05	7.889	12:07:12.265
6 -	OUTLAP	141.8	24.736	136.1	2:09.695	45.53	1:12.009	12:09:21.960
7 -	34.230	143.3	24.696	136.7	58.926	100.22	1.240	12:10:20.886
8 -	34.331	144.0	24.525	137.8	58.856	100.34	1.170	12:11:19.742
9 -	35.002	138.3	25.034	137.0	1:00.036	98.36	2.350	12:12:19.778
10 -	34.324	142.7	24.146	136.7	58.470	101.00	0.784	12:13:18.248
11 -	34.204	142.7	24.165	135.5	58.369	101.17	0.683	12:14:16.617
12 -	38.980	124.7	IN PIT		1:13.914	P 79.89	16.228	12:15:30.531

Silverstone National

Circuit Length = 1.6404 miles

Start: 12:00 Flag 12:30 End: 12:31

Weather / Track : Cloudy / Dry

Porsche Carrera Cup Great Britain 2016

QUALIFYING - ROUND 13 - SECTOR ANALYSIS

SECTOR 1 = FL to I1, SECTOR 2 = I1 to FL, DIFF = Difference To Personal Best Lap, P = Crossed Finish Line in Pit Lane, D = Time Disallowed

13 -	OUTLAP	132.8	26.599	133.6	5:35.055	17.62	4:37.369	12:21:05.586
14 -	37.405	138.0	24.970	137.8	1:02.375	94.68	4.689	12:22:07.961
15 -	38.303	141.5	25.045	137.0	1:03.348	93.22	5.662	12:23:11.309
16 -	34.243	143.3	24.068	139.3	58.311	101.27	0.625	12:24:09.620
17 -	33.952	143.7	23.957	139.0	57.909 (2)	101.98	0.223	12:25:07.529
18 -	34.007	143.7	24.326	137.5	58.333	101.24	0.647	12:26:05.862
19 -	33.808	142.7	23.878	137.5	57.686 (1)	102.37		12:27:03.548
20 -	35.926	141.8	24.734	138.1	1:00.660	97.35	2.974	12:28:04.208
21 -	34.097	143.0	24.042	137.5	58.139 (3)	101.57	0.453	12:29:02.347
22 -	36.598	142.4	24.535	136.4	1:01.133	96.60	3.447	12:30:03.480

P21 23 Am2 Iain DOCKERILL

Asset Advantage Racing

IDEAL LAP TIME : 57.714

BEST LAP TIME : 57.731

DIFFERENCE : 0.017

LAP	SECTOR 1	SECTOR 2	LAP TIME	MPH	DIFF	TIME OF DAY		
1 -	40.976	109.4	27.570	123.8	1:08.546	86.15	10.815	12:03:03.531
2 -	37.273	100.3	25.393	135.0	1:02.666	94.24	4.935	12:04:06.197
3 -	34.709	141.2	IN PIT		2:01.377 P	48.65	1:03.646	12:06:07.574
4 -	OUTLAP	95.1	28.812	121.5	10:16.276	9.58	9:18.545	12:16:23.850
5 -	39.745	97.9	26.342	134.4	1:06.087	89.36	8.356	12:17:29.937
6 -	35.163	140.6	24.844	135.3	1:00.007	98.41	2.276	12:18:29.944
7 -	34.861	140.6	24.714	134.2	59.575	99.12	1.844	12:19:29.519
8 -	34.317	140.6	24.023	135.8	58.340	101.22	0.609	12:20:27.859
9 -	34.909	140.3	25.073	132.8	59.982	98.45	2.251	12:21:27.841
10 -	35.110	142.4	23.803	137.0	58.913	100.24	1.182	12:22:26.754
11 -	34.162	143.3	23.958	135.5	58.120 (2)	101.61	0.389	12:23:24.874
12 -	33.911	142.1	23.820	135.8	57.731 (1)	102.29		12:24:22.605
13 -	34.374	141.8	24.001	136.1	58.375	101.16	0.644	12:25:20.980
14 -	34.094	142.4	24.096	135.3	58.190	101.48	0.459	12:26:19.170
15 -	34.200	142.4	23.926	137.2	58.126	101.60	0.395	12:27:17.296
16 -	34.054	142.1	24.066	136.4	58.120 (2)	101.61	0.389	12:28:15.416
17 -	35.211	112.4	IN PIT		1:06.310 P	89.06	8.579	12:29:21.726

P22 49 Am2 Rupert MARTIN

Team Parker Racing

IDEAL LAP TIME : 58.499

BEST LAP TIME : 58.587

DIFFERENCE : 0.088

LAP	SECTOR 1	SECTOR 2	LAP TIME	MPH	DIFF	TIME OF DAY		
1 -	40.109	106.0	26.387	134.4	1:06.496	88.81	7.909	12:03:17.130
2 -	35.357	134.4	25.359	135.3	1:00.716	97.26	2.129	12:04:17.846
3 -	35.297	138.9	25.569	136.4	1:00.866	97.02	2.279	12:05:18.712
4 -	35.065	140.9	25.097	135.0	1:00.162	98.16	1.575	12:06:18.874
5 -	35.003	140.3	24.948	135.5	59.951	98.50	1.364	12:07:18.825
6 -	34.929	140.6	24.896	134.7	59.825	98.71	1.238	12:08:18.650
7 -	35.936	137.5	25.115	136.7	1:01.051	96.73	2.464	12:09:19.701
8 -	34.604	142.1	24.914	135.0	59.518	99.22	0.931	12:10:19.219
9 -	35.053	137.7	25.122	136.1	1:00.175	98.14	1.588	12:11:19.394
10 -	35.275	139.5	25.540	135.5	1:00.815	97.10	2.228	12:12:20.209
11 -	34.751	142.7	24.577	136.1	59.328	99.54	0.741	12:13:19.537
12 -	34.618	142.4	24.459	135.3	59.077	99.96	0.490	12:14:18.614
13 -	35.362	140.9	24.280	136.1	59.642	99.01	1.055	12:15:18.256
14 -	34.887	137.2	IN PIT		1:14.694 P	79.06	16.107	12:16:32.950
15 -	OUTLAP	87.8	28.066	120.8	3:55.649	25.06	2:57.062	12:20:28.599
16 -	42.749	84.5	28.116	113.9	1:10.865	83.33	12.278	12:21:39.464
17 -	40.017	95.0	26.620	123.6	1:06.637	88.62	8.050	12:22:46.101
18 -	40.412	84.2	27.632	136.7	1:08.044	86.79	9.457	12:23:54.145
19 -	34.558	142.4	24.747	136.1	59.305	99.58	0.718	12:24:53.450
20 -	34.441	141.5	24.641	136.7	59.082	99.95	0.495	12:25:52.532
21 -	34.391	142.4	24.412	136.7	58.803	100.43	0.216	12:26:51.335
22 -	34.219	142.1	24.546	136.7	58.765 (3)	100.49	0.178	12:27:50.100
23 -	34.256	141.8	24.572	136.1	58.828	100.38	0.241	12:28:48.928
24 -	34.287	142.1	24.365	136.7	58.652 (2)	100.68	0.065	12:29:47.580
25 -	34.285	141.5	24.302	136.4	58.587 (1)	100.80		12:30:46.167

Weather / Track : Cloudy / Dry

Silverstone National

Circuit Length = 1.6404 miles

Start: 12:00 Flag 12:30 End: 12:31

Porsche Carrera Cup Great Britain 2016

QUALIFYING - ROUND 13 - BEST SPEEDS

POS	INTERMEDIATE 1			INTERMEDIATE 2			FINISH LINE		
	NO	NAME	MPH	NO	NAME	MPH	NO	NAME	MPH
1	77	PLATO (R)	145.2				5	JELLEY	139.9
2	19	LATIF (R)	144.9				22	KYLE-HENNEY	139.9
3	31	JENNINGS	144.9				77	PLATO (R)	139.9
4	5	JELLEY	144.6				32	LLOYD	139.9
5	8	GELZINIS	144.6				15	OLIPHANT	139.6
6	15	OLIPHANT	144.6				19	LATIF (R)	139.6
7	1	CAMMISH	144.3				8	GELZINIS	139.3
8	29	HUDSPETH (R)	144.3				44	BAXTER	139.3
9	91	MCKAY	144.3				17	RADCLIFFE	139.0
10	32	LLOYD	144.3				91	MCKAY	139.0
11	17	RADCLIFFE	144.0				1	CAMMISH	138.7
12	44	BAXTER	144.0				28	EASTWOOD (R)	138.7
13	81	MCKAY (R)	144.0				29	HUDSPETH (R)	138.7
14	88	ZAMPARELLI	144.0				31	JENNINGS	138.7
15	22	KYLE-HENNEY	143.7				33	MCCULLAGH	138.7
16	28	EASTWOOD (R)	143.7				81	MCKAY (R)	138.7
17	33	MCCULLAGH	143.7				13	BARSTYS	138.4
18	7	SHERWOOD	143.3				88	ZAMPARELLI	138.4
19	23	DOCKERILL	143.3				7	SHERWOOD	137.8
20	10	SHARP	143.0				10	SHARP	137.8
21	13	BARSTYS	143.0				23	DOCKERILL	137.2
22	49	MARTIN	142.7				49	MARTIN	136.7

Weather / Track : Cloudy / Dry

Results can be found at www.tsl-timing.com

Silverstone National
Circuit Length = 1.6404 miles
Start: 12:00 Flag 12:30 End: 12:31

Printed - 12:32 Saturday, 17 September 2016

Porsche Carrera Cup Great Britain 2016

QUALIFYING - ROUND 13 - BEST SECTORS

SECTOR 1			SECTOR 2			IDEAL / BEST COMPARISON						
POS	NO	NAME	TIME	NO	NAME	TIME	POS	NO	NAME	IDEAL	BEST	DIFF
									PERFECT LAP	55.826		
1	1	CAMMISH	32.822	1	CAMMISH	23.004	1	1	CAMMISH	55.826	55.907	0.081
2	15	OLIPHANT	32.923	88	ZAMPARELLI	23.088	2	5	JELLEY	56.040	56.133	0.093
3	5	JELLEY	32.935	5	JELLEY	23.105	3	15	OLIPHANT	56.088	56.131	0.043
4	32	LLOYD	32.942	77	PLATO (R)	23.123	4	32	LLOYD	56.091	56.347	0.256
5	19	LATIF (R)	32.984	10	LATIF (R)	23.135	5	88	ZAMPARELLI	56.096	56.167	0.071
6	28	EASTWOOD (R)	32.993	19	SHARP	23.143	6	19	LATIF (R)	56.119	56.154	0.035
7	88	ZAMPARELLI	33.008	32	LLOYD	23.149	7	77	PLATO (R)	56.157	56.178	0.021
8	77	PLATO (R)	33.034	15	OLIPHANT	23.165	8	28	EASTWOOD (R)	56.203	56.426	0.223
9	91	MCKAY	33.038	81	MCKAY (R)	23.183	9	10	SHARP	56.290	56.294	0.004
10	8	GELZINIS	33.135	29	HUDSPETH (R)	23.203	10	91	MCKAY	56.306	56.421	0.115
11	10	SHARP	33.147	28	EASTWOOD (R)	23.210	11	81	MCKAY (R)	56.354	56.400	0.046
12	81	MCKAY (R)	33.171	8	GELZINIS	23.266	12	8	GELZINIS	56.401	56.702	0.301
13	29	HUDSPETH (R)	33.256	91	MCKAY	23.268	13	29	HUDSPETH (R)	56.459	56.526	0.067
14	22	KYLE-HENNEY	33.368	22	KYLE-HENNEY	23.523	14	22	KYLE-HENNEY	56.891	56.891	0.000
15	33	MCCULLAGH	33.460	33	MCCULLAGH	23.529	15	33	MCCULLAGH	56.989	56.989	0.000
16	31	JENNINGS	33.568	7	SHERWOOD	23.624	16	7	SHERWOOD	57.219	57.219	0.000
17	7	SHERWOOD	33.595	13	BARSTYS	23.628	17	17	RADCLIFFE	57.329	57.426	0.097
18	17	RADCLIFFE	33.623	17	RADCLIFFE	23.706	18	31	JENNINGS	57.336	57.411	0.075
19	44	BAXTER	33.808	31	JENNINGS	23.768	19	13	BARSTYS	57.461	57.626	0.165
20	13	BARSTYS	33.833	23	DOCKERILL	23.803	20	44	BAXTER	57.686	57.686	0.000
21	23	DOCKERILL	33.911	44	BAXTER	23.878	21	23	DOCKERILL	57.714	57.731	0.017
22	49	MARTIN	34.219	49	MARTIN	24.280	22	49	MARTIN	58.499	58.587	0.088

Weather / Track : Cloudy / Dry

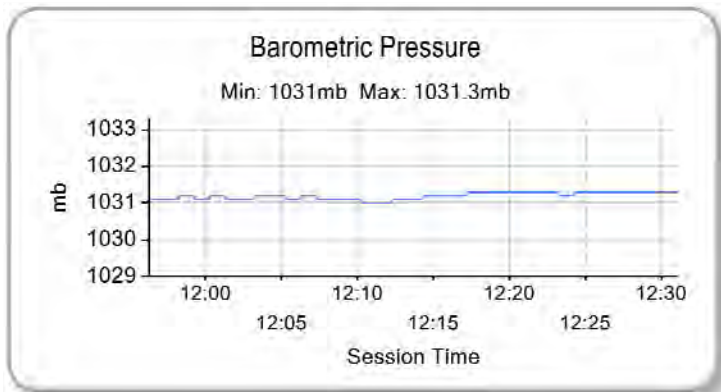
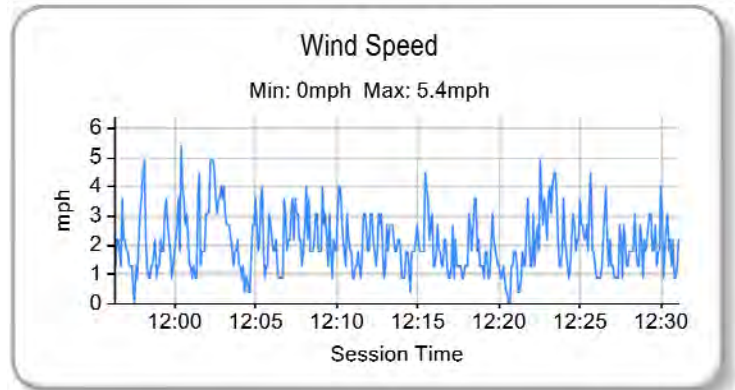
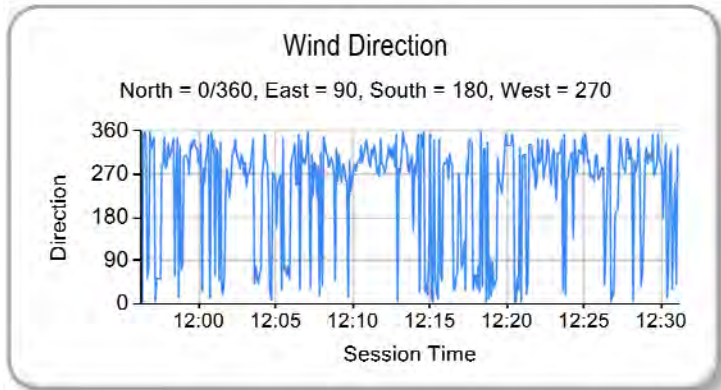
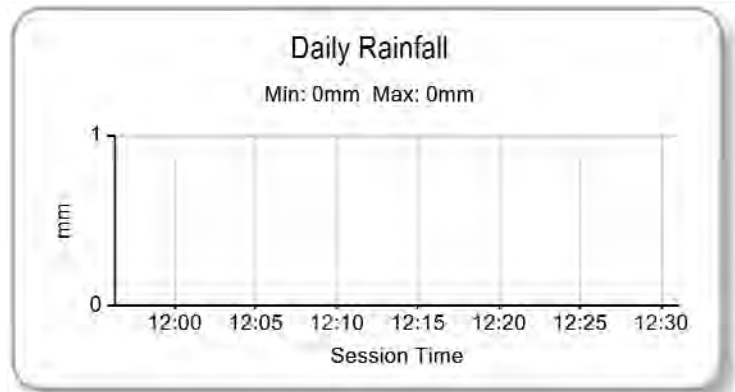
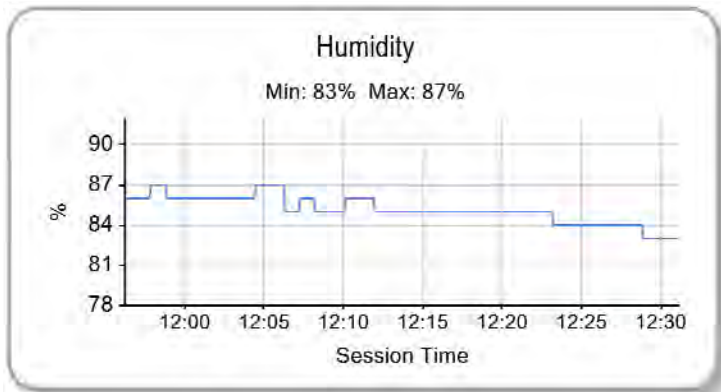
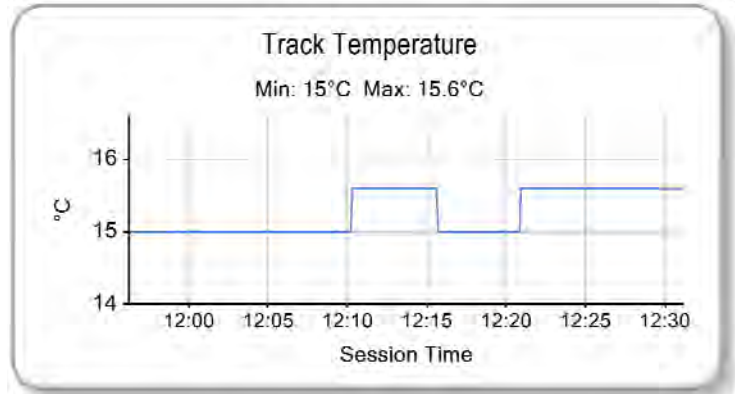
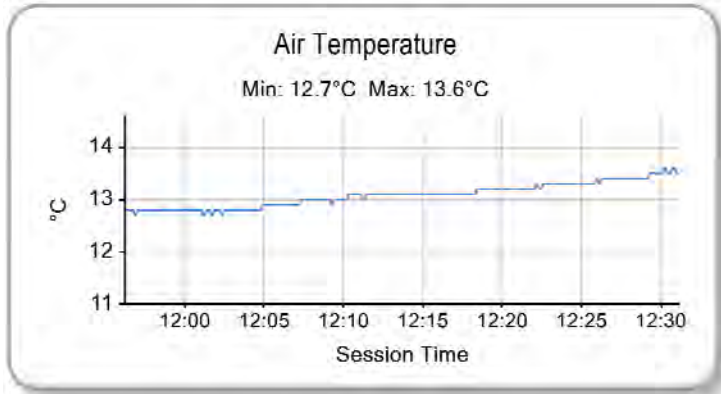
Results can be found at www.tsl-timing.com

Silverstone National
 Circuit Length = 1.6404 miles
 Start: 12:00 Flag 12:30 End: 12:31

Printed - 12:32 Saturday, 17 September 2016

Porsche Carrera Cup Great Britain 2016

QUALIFYING - ROUND 13 - WEATHER CONDITIONS



Weather / Track : Cloudy / Dry

Results can be found at www.tsl-timing.com

Silverstone National
Circuit Length = 1.6404 miles
Start: 12:00 Flag 12:30 End: 12:31

Printed - 12:33 Saturday, 17 September 2016

Porsche Carrera Cup Great Britain 2016
ROUND 13 - GRID (28 Laps / 30 minutes)


ROW 11	22	58.587	49 Rupert MARTIN	21	57.731	23 Iain DOCKERILL
ROW 10	20	57.686	44 Barrie BAXTER	19	57.626	13 Tautvydas BARSTYS
ROW 9	18	57.426	17 Mark RADCLIFFE	17	57.411	31 Thomas JENNINGS
ROW 8	16	57.219	7 Justin SHERWOOD	15	56.989	33 John MCCULLAGH
ROW 7	14	56.891	22 Peter KYLE-HENNEY	13	56.702	8 Jonas GELZINIS
ROW 6	12	56.526	29 Sean HUDSPETH (R)	11	56.426	28 Charlie EASTWOOD (R)
ROW 5	10	56.421	91 Dan MCKAY	9	56.400	81 Euan MCKAY (R)
ROW 4	8	56.347	32 Daniel LLOYD	7	56.294	10 Tom SHARP
ROW 3	6	56.178	77 Lewis PLATO (R)	5	56.167	88 Dino ZAMPARELLI
ROW 2	4	56.154	19 Alessandro LATIF (R)	3	56.133	5 Stephen JELLEY
ROW 1	2	56.131	15 Tom OLIPHANT	1	55.907	1 Dan CAMMISH
Pole						
						

Silverstone National
 Circuit Length = 1.6404 miles

These results are provisional until the conclusion of any judicial and technical matters.

Clerk Of Course :		Timekeeper :

Porsche Carrera Cup Great Britain 2016
ROUND 14 - GRID (28 Laps / 30 minutes)

ROW 11	21	58.120	23 Iain DOCKERILL	22	58.652	49 Rupert MARTIN
ROW 10	19	57.825	13 Tautvydas BARSTYS	20	57.909	44 Barrie BAXTER
ROW 9	17	57.473	17 Mark RADCLIFFE	18	57.476	31 Thomas JENNINGS
ROW 8	15	57.230	33 John MCCULLAGH	16	57.435	7 Justin SHERWOOD
ROW 7	13	56.841	29 Sean HUDSPETH (R)	14	57.151	22 Peter KYLE-HENNEY
ROW 6	11	56.614	81 Euan MCKAY (R)	12	56.721	8 Jonas GELZINIS
ROW 5	9	56.588	91 Dan MCKAY	10	56.605	19 Alessandro LATIF (R)
ROW 4	7	56.430	28 Charlie EASTWOOD (R)	8	56.471	10 Tom SHARP
ROW 3	5	56.275	15 Tom OLIPHANT	6	56.348	32 Daniel LLOYD
ROW 2	3	56.190	88 Dino ZAMPARELLI	4	56.234	77 Lewis PLATO (R)
ROW 1	1	55.922	1 Dan CAMMISH	2	56.169	5 Stephen JELLEY
Pole						
						

Silverstone National
Circuit Length = 1.6404 miles

These results are provisional until the conclusion of any judicial and technical matters.

Clerk Of Course :		Timekeeper :