



PORSCHE



Porsche models

The thrill of sports cars



4	The dream of the sports car
6	Porsche Codes
10	718 Cayman & 718 Boxster
16	718 Cayman GT4
22	718 Cayman GT4 RS
28	718 Spyder
34	911 Carrera & 911 Targa
40	911 Turbo
46	911 GT3

52	Taycan
58	Panamera
64	Macan
70	Cayenne
78	Porsche Exclusive Manufaktur
82	Porsche Equipment & Porsche Car Configurator
86	Specifications

The dream of the sports car.

A big dream has to be fought for. And so does a bold vision. The next victory? Rarely will it simply fall into our lap. Often, though, there are innate factors we must first fight against: resistance, conventions, and rigid patterns of thinking.

Whatever we fight for or against, nothing is achieved without passion, grit and determination. Ferry Porsche gave everything for the sports car of his dreams. His dream came true. Not because he hesitated, waited or got lucky. Because he went that extra mile.

This attitude, this fighting spirit, is in every Porsche that we've created since 1948. It's there in the smallest part and in every race we've won. It's also found in every idea. And in our engineers. Who continually surpass themselves. To achieve the one second that means the difference between triumph and tears. For the 'Dr. Ing.' in our company name, and to reinvigorate Fascination Sports Car time and time again.

To us, it's never been about extra horsepower alone, but about more ideas per PS. It's about engines that are more efficient, not bigger. To have a design that follows principles, not trends. It's about sports cars that can be driven day in, day out.

It's only when all these things come together that we can talk of Intelligent Performance – the core of the Porsche brand, and of its future. This is what we are fighting for. Just as we did on day one. For a dream that will forever be in our heart.



PORSCHE CODES.

4

At Porsche, the '4' in the model designation represents the four driven wheels in the 911, Taycan and Panamera models.

S

Stands for 'sport' at Porsche and describes a performance increase compared to the basic models.

4S

The combination of all-wheel drive and increased performance in 911, Taycan and Panamera models.

GT

GT stands for 'Gran Turismo' and describes the extremely sporty version of the model, built for motorsport and approved for the road. The designation is derived from the GT class of the same name.

GTS

GTS means 'Gran Turismo Sport' and indicates a further increase on the S models with even more power and extended equipment.

RS

Stands for racing sport and designates the even higher upgrade of the GT model – the maximum racing setup that can be approved for the road.

E-HYBRID

Identifies the plug-in hybrid models at Porsche. These models have an electric motor with a battery that increases the power output of the combustion engine and can be charged at all AC charging stations.





718

CHASING BENDS.


Impressively agile mid-engine models that combine the sporting spirit of the legendary Porsche 718 with the sports car of tomorrow.

For efficiency class, fuel consumption and CO₂ emissions, please refer to page 86 onwards.



Four-cylinder boxer engine with turbocharger

Six-cylinder boxer naturally aspirated engine on 718 GTS 4.0 models



Two seats



Mid-engine concept

Porsche Doppelkupplung (PDK) or manual transmission

Two luggage compartments

Rear-wheel drive



Cayman



Boxster



For efficiency class, fuel consumption and CO₂ emissions, please refer to page 86 onwards.

CUSTOMISATION.



WHEELS.



718 MODEL PERFORMANCE.

Models	Power (kW)	Acceleration 0 - 100km/h Manual/PDK	Acceleration 0 - 100km/h with Sport Chrono Package PDK
718 Cayman 718 Boxster	220 kW (300 PS)	5.1 secs/4.9 secs	4.7 secs
718 Cayman T 718 Boxster T	220 kW (300 PS)	5.1 secs/4.9 secs	4.7 secs
718 Cayman S 718 Boxster S	257 kW (350 PS)	4.6 secs/4.4 secs	4.2 secs
718 Cayman GTS 4.0 718 Boxster GTS 4.0	294 kW (400 PS)	4.5 secs/-	4.0 secs

1) Not available for 718 Boxster T and 718 Cayman T.

For efficiency class, fuel consumption and CO₂ emissions, please refer to page 86 onwards.



718 CAYMAN IN THE FAST LANE. GT4

The perfect sports car for those who like to push the limits. Mid-engine concept, adaptive GT sports suspension, downforce-orientated aerodynamics - the 718 Cayman GT4 takes fun very seriously.

For efficiency class, fuel consumption and CO₂ emissions, please refer to page 86 onwards.



Six-cylinder naturally aspirated boxer engine



Mid-engine concept

Porsche Doppelkupplung (PDK) or manual transmission



Two luggage compartments

Downforce-oriented aerodynamics



Adaptive GT sports suspension

Two seats



Rear-wheel drive

GT brake system



For efficiency class, fuel consumption and CO₂ emissions, please refer to page 86 onwards.

CUSTOMISATION.



718 CAYMAN GT4 PERFORMANCE.

Models	Power (kW)	Acceleration 0 - 100km/h Manual	Acceleration 0 - 100km/h PDK
718 Cayman GT4	309 kW (420 PS)	4.4 secs	3.9 secs

WHEELS.



For efficiency class, fuel consumption and CO₂ emissions, please refer to page 86 onwards.

718 CAYMAN GT4 RS

TRACK TOOL.

The 718 Cayman GT4 RS is a razor-sharp track tool with a mid-engine concept and low centre of gravity for high agility. Its six-cylinder naturally aspirated engine with four litres displacement was derived right from the 911 GT3 R and the 911 RSR.



For efficiency class, fuel consumption and CO₂ emissions, please refer to page 86 onwards.



Six-cylinder high-revving naturally aspirated boxer engine

368 kW (500 PS)

GT brake system



Optional Weissach package

Two seats


Race track chassis

CFRP rear wing with swan-neck connection

Mid-engine concept

Air box

Two luggage compartments



For efficiency class, fuel consumption and CO₂ emissions, please refer to page 86 onwards.

CUSTOMISATION.



718 CAYMAN GT4 RS PERFORMANCE.

Models	Power (kW)	Acceleration 0 - 100km/h PDK
718 Cayman GT4 RS	368 kW (500 PS)	3.4 secs

WHEELS.



For efficiency class, fuel consumption and CO₂ emissions, please refer to page 86 onwards.



718 SPYDER

THE SKY'S THE LIMIT.

Thrills and excitement in a dull world. And a promise – on every road, and to all drivers. The 718 Spyder really is a roadster like no other.

For efficiency class, fuel consumption and CO₂ emissions, please refer to page 86 onwards.



Porsche Doppelkupplung (PDK)
or manual transmission

Six-cylinder naturally aspirated boxer engine

Lightweight convertible top

Rear-wheel drive


Mid-engine concept

Two seats

Two luggage
compartments

Adaptive GT sports suspension

GT brake system



For efficiency class, fuel consumption and CO₂ emissions, please refer to page 86 onwards.

CUSTOMISATION.



718 SPYDER PERFORMANCE.

Models	Power (kW)	Acceleration 0 - 100km/h Manual	Acceleration 0 - 100km/h PDK
718 Spyder	309 kW (420 PS)	4.4 secs	3.9 secs

WHEELS.



For efficiency class, fuel consumption and CO₂ emissions, please refer to page 86 onwards.

911

SPORTS CAR ICON.

The heart of the Porsche brand and the epitome of the sports car worldwide. A unique overall concept that combines iconic design, super sportiness and complete suitability for everyday use, making it an icon among sports cars.



For efficiency class, fuel consumption and CO₂ emissions, please refer to page 86 onwards.



Six-cylinder boxer engine with twin-turbocharging at rear



Porsche Doppelkupplung (PDK) or manual transmission



Rear-wheel or all-wheel drive



2+2 seating concept

Luggage compartment, front



Coupé



Cabriolet



Targa



For efficiency class, fuel consumption and CO₂ emissions, please refer to page 86 onwards.

CUSTOMISATION.



WHEELS.



911 MODEL PERFORMANCE.

Models	Power (kW)	Acceleration 0 - 100km/h Manual/PDK	Acceleration 0 - 100km/h with Sport Chrono Package Manual/PDK
911 Carrera 911 Carrera Cabriolet	283 kW (385 PS)	-/4.2 secs -/4.4 secs	-/4.0 secs -/4.2 secs
911 Carrera 4 911 Carrera 4 Cabriolet	283 kW (385 PS)	-/4.2 secs -/4.4 secs	-/4.0 secs -/4.2 secs
911 Targa 4	283 kW (385 PS)	-/4.4 secs	-/4.2 secs
911 Carrera S 911 Carrera S Cabriolet	331 kW (450 PS)	4.2 secs/3.7 secs 4.4 secs/3.9 secs	-/3.5 secs -/3.7 secs
911 Carrera 4S 911 Carrera 4S Cabriolet	331 kW (450 PS)	4.2 secs/3.6 secs 4.4 secs/3.8 secs	-/3.4 secs -/3.6 secs
911 Targa 4S	331 kW (450 PS)	4.4 secs/3.8 secs	-/3.6 secs
911 Carrera GTS 911 Carrera GTS Cabriolet	353 kW (480 PS)	-/-	4.1 secs/3.4 secs 4.3 secs/3.6 secs
911 Carrera 4 GTS 911 Carrera 4 GTS Cabriolet	353 kW (480 PS)	-/-	4.1 secs/3.3 secs 4.3 secs/3.5 secs
911 Targa 4 GTS	353 kW (480 PS)	-/-	4.3 secs/3.5 secs

For efficiency class, fuel consumption and CO₂ emissions, please refer to page 86 onwards.

911 TURBO

THE SPEARHEAD OF OUR SKILL.

Perhaps the most perfect sports car of all, as our engineers like to say. Extremely sporty, at the same time comfortable and fully suitable for everyday use.

For efficiency class, fuel consumption and CO₂ emissions, please refer to page 86 onwards.





Six-cylinder boxer engine
with VTG twin-turbocharging in the rear

Porsche Doppelkupplung (PDK)



Luggage compartment, front



2+2 seating concept



All-wheel drive

Coupé

Cabriolet



For efficiency class, fuel consumption and CO₂ emissions, please refer to page 86 onwards.

CUSTOMISATION.



911 TURBO PERFORMANCE.

Models	Power (kW)	Acceleration 0 - 100km/h with Sport Chrono Package PDK
911 Turbo 911 Turbo Cabriolet	427 kW (580 PS)	2.8 secs 2.9 secs
911 Turbo S 911 Turbo S Cabriolet	478 kW (650 PS)	2.7 secs 2.8 secs

WHEELS.



For efficiency class, fuel consumption and CO₂ emissions, please refer to page 86 onwards.



911 GT3

A MOTORSPORT LEGEND.

Setting record times: the 911 GT3, a high-performance sports car with rear-wheel drive, boxer engine and racetrack chassis. Built for the limits. And for the next big race win.

For efficiency class, fuel consumption and CO₂ emissions, please refer to page 86 onwards.





Six-cylinder high-revving naturally aspirated engine

With a rigid rear wing or with the Touring Package (without rear wing)

Porsche Doppelkupplung (PDK) or manual transmission

Luggage compartment, front



Race track chassis

Two seats

Rear-wheel drive


Lightweight construction concept

For efficiency class, fuel consumption and CO₂ emissions, please refer to page 86 onwards.

CUSTOMISATION.



WHEELS.



911 GT3 PERFORMANCE.

Models	Power (kW)	Acceleration 0 - 100km/h Manual/PDK
911 GT3	375 kW (510 PS)	3.9 secs/3.4 secs
911 GT3 with Touring Package	375 kW (510 PS)	3.9 secs/3.4 secs

For efficiency class, fuel consumption and CO₂ emissions, please refer to page 86 onwards.

VISION OF THE FUTURE.

All-electric, premium comfort for four people with the soul of a Porsche – the Taycan is our idea of the sports car of the future. And of the future of sports cars.

TAYCAN



For efficiency class, CO₂ emissions, all-electric range and electricity consumption, please refer to page 86 onwards.



Recuperation power of up to 275 kW

Charging power of up to 270 kW

Four seats

800-V architecture

Rear-wheel or all-wheel drive

Two luggage compartments



Porsche Electric Sport Sound



Sports Saloon



Sport Turismo



Cross Turismo



For efficiency class, CO₂ emissions, all-electric range and electricity consumption, please refer to page 86 onwards.

CUSTOMISATION.



WHEELS.



TAYCAN MODEL PERFORMANCE.

Models	Performance ¹⁾	Overboost ¹⁾ with Launch Control	Acceleration 0–100 km/h ¹⁾ with Launch Control ²⁾ Two-speed transmission
Taycan	Up to 280 kW (380 PS)	Up to 350 kW (476 PS)	5.4 secs
Taycan 4S	Up to 360 kW (490 PS)	Up to 420 kW (571 PS)	4.0 secs
Taycan GTS	Up to 380 kW (517 PS)	Up to 440 kW (598 PS)	3.7 secs
Taycan Turbo	Up to 460 kW (625 PS)	Up to 500 kW (680 PS)	3.2 secs
Taycan Turbo S	Up to 460 kW (625 PS)	Up to 560 kW (761 PS)	2.8 secs
Taycan 4 Cross Turismo	Up to 280 kW (380 PS)	Up to 350 kW (476 PS)	5.1 secs
Taycan 4S Cross Turismo	Up to 360 kW (490 PS)	Up to 420 kW (571 PS)	4.1 secs
Taycan Turbo Cross Turismo	Up to 460 kW (625 PS)	Up to 500 kW (680 PS)	3.3 secs
Taycan Turbo S Cross Turismo	Up to 460 kW (625 PS)	Up to 560 kW (761 PS)	2.9 secs
Taycan Sport Turismo	Up to 280 kW (380 PS)	Up to 350 kW (476 PS)	5.4 secs
Taycan 4S Sport Turismo	Up to 360 kW (490 PS)	Up to 420 kW (571 PS)	4.0 secs
Taycan GTS Sport Turismo	Up to 380 kW (517 PS)	Up to 440 kW (598 PS)	3.7 secs
Taycan Turbo Sport Turismo	Up to 460 kW (625 PS)	Up to 500 kW (680 PS)	3.2 secs
Taycan Turbo S Sport Turismo	Up to 460 kW (625 PS)	Up to 560 kW (761 PS)	2.8 secs

1) In conjunction with the Performance Battery Plus. 2) In conjunction with Sport Chrono Package; as standard on the Taycan Turbo S and Taycan Turbo S Cross Turismo.

For efficiency class, CO₂ emissions, all-electric range and electricity consumption, please refer to page 86 onwards.

SALOON? SPORTS CAR? BOTH.

A sports car for four that combines impressive performance and ultimate comfort, the business-class level of typical Porsche dynamics.

PANAMERA



For efficiency class, fuel consumption, CO₂ emissions, all-electric range and electricity consumption, please refer to page 86 onwards.




Six or eight-cylinder turbocharged front engine

Plug-in hybrid drive

Porsche Doppelkupplung (PDK)

4 or 4+1 seats

Luggage compartment at the rear



Rear-wheel or all-wheel drive



Sports Saloon



Sport Turismo



Executive



For efficiency class, fuel consumption, CO₂ emissions, all-electric range and electricity consumption, please refer to page 86 onwards.

CUSTOMISATION.



WHEELS.



PANAMERA MODEL PERFORMANCE.

Models	Power (kW) System performance with E-Hybrid	Acceleration 0 - 100km/h PDK	Acceleration 0 - 100km/h with Sport Chrono Package PDK
Panamera	243 kW (330 PS)	5.6 secs	5.4 secs
Panamera 4		5.3 secs	5.1 secs
Panamera 4 Executive	243 kW (330 PS)	5.4 secs	5.2 secs
Panamera 4 Sport Turismo		5.3 secs	5.1 secs
Panamera 4 E-Hybrid			4.4 secs
Panamera 4 E-Hybrid Executive	243 kW (330 PS)	—	4.5 secs
Panamera 4 E-Hybrid Sport Turismo			4.4 secs
Panamera 4S		4.3 secs	4.1 secs
Panamera 4S Executive	324 kW (440 PS)	4.4 secs	4.2 secs
Panamera 4S Sport Turismo		4.3 secs	4.1 secs
Panamera 4S E-Hybrid			3.7 secs
Panamera 4S E-Hybrid Executive	324 kW (440 PS)	—	3.8 secs
Panamera 4S E-Hybrid Sport Turismo			3.7 secs
Panamera GTS			3.9 secs
Panamera GTS Sport Turismo	353 kW (480 PS)	—	3.9 secs
Panamera Turbo S			3.1 secs
Panamera Turbo S Executive	463 kW (630 PS)	—	3.2 secs
Panamera Turbo S Sport Turismo			3.1 secs
Panamera Turbo S E-Hybrid			3.2 secs
Panamera Turbo S E-Hybrid Executive	420 kW (571 PS)	—	3.3 secs
Panamera Turbo S E-Hybrid Sport Turismo			3.2 secs

For efficiency class, fuel consumption, CO₂ emissions, all-electric range and electricity consumption, please refer to page 86 onwards.



MACAN


ADVENTURERS.

Daring forward with agility: the compact SUV that inextricably combines sportiness, design and everyday practicality.

For efficiency class, fuel consumption and CO₂ emissions, please refer to page 86 onwards.



Four or six-cylinder turbocharged front engine



All-wheel drive



Porsche Doppelkupplung (PDK)



Luggage compartment
at the rear

5 seats



For efficiency class, fuel consumption and CO₂ emissions, please refer to page 86 onwards.

CUSTOMISATION.



WHEELS.



MACAN MODEL PERFORMANCE.

Models	Power (kW)	Acceleration 0 - 100km/h PDK	Acceleration 0 - 100km/h with Sport Chrono Package PDK
Macan	195 kW (265 PS)	6.4 secs	6.2 secs
Macan T	195 kW (265 PS)	—	6.2 secs
Macan S	280 kW (380 PS)	4.8 secs	4.6 secs
Macan GTS	324 kW (440 PS)	4.5 secs	4.3 secs

1) Only for Macan GTS.

For efficiency class, fuel consumption and CO₂ emissions, please refer to page 86 onwards.


A red Porsche Cayenne is shown from a rear three-quarter view, driving on a winding asphalt road. The car is positioned on the right side of the frame, moving away from the viewer. The background features a dramatic mountain range under a clear blue sky with some light clouds. The road curves to the right, leading towards a tunnel entrance. The overall scene conveys a sense of motion and adventure.

CAYENNE

SPORTS CAR FOR 5.

The sporty SUV combines dynamic proportions and huge performance potential with premium comfort and enough space for everything you need.

For efficiency class, fuel consumption, CO₂ emissions, all-electric range and electricity consumption, please refer to page 86 onwards.



Six or eight-cylinder turbocharged front engine

Plug-in hybrid drive

8-speed Tiptronic S

Luggage compartment at the rear



All-wheel drive

4 or 4+1 seats



SUV

Coupé



For efficiency class, fuel consumption, CO₂ emissions, all-electric range and electricity consumption, please refer to page 86 onwards.

CUSTOMISATION.



WHEELS.



CAYENNE MODEL PERFORMANCE.

Models	Power (kW) System performance with E-Hybrid	Acceleration 0 - 100km/h 8-speed Tiptronic S	Acceleration 0 - 100km/h with Sport Chrono Package 8-speed Tiptronic S
Cayenne Cayenne Coupé	250 kW (340 PS)	6.2 secs -	5.9 secs 6.0 secs ²⁾
Cayenne E-Hybrid Cayenne E-Hybrid Coupé	340 kW (462 PS)	-	5.0 secs 5.1 secs ²⁾
Cayenne S Cayenne S Coupé	324 kW (440 PS)	5.2 secs -	4.9 secs 5.0 secs ²⁾
Cayenne GTS Cayenne GTS Coupé	338 kW (460 PS)	4.8 secs -	4.5 secs 4.5 secs ²⁾
Cayenne Turbo Cayenne Turbo Coupé	404 kW (550 PS)	4.1 secs -	3.9 secs 3.9 secs ²⁾
Cayenne Turbo S E-Hybrid Cayenne Turbo S E-Hybrid Coupé	500 kW (680 PS)	-	3.8 secs 3.8 secs ²⁾
Cayenne Turbo GT	471 kW (640 PS)	-	3.3 secs ²⁾

1) Only for Cayenne Turbo GT.
2) In conjunction with Lightweight Sport Package.


For efficiency class, fuel consumption, CO₂ emissions, all-electric range and electricity consumption, please refer to page 86 onwards.



PORSCHE EXCLUSIVE MANUFAKTUR.

Create. Personal. Style.

Make your Porsche even more extraordinary with a craftsman's finishing touches to bring individual flair. And implement special requests. In short: make it unique. That is our most important maxim. At Porsche Exclusive Manufaktur, we offer an almost unlimited selection of personalisation options. With visual and technical enhancements for the interior and exterior. From the smallest detail to extensive modifications, we make our customers' very personal dream sports car a reality.



The 911 GT3 with Touring Package in Black.

It's love at first sight with the tinted LED matrix headlights, wheels painted in Black (satin finish) and on the inside, Exclusive Manufaktur leather upholstery in two-tone black and lipstick red together with the extended interior package in matt carbon.



The 911 Targa 4S with Heritage Design Package Pure in Gentian Blue Metallic.

An ultra-modern car with historic details. The optional package takes selected interior items of the limited-edition 911 Targa 4S Heritage Design Edition and makes a touch of Porsche Heritage Design accessible to all 911 enthusiasts. The focal points are seat centres and door mirrors in corduroy paired with exclusive details such as the 'PORSCHE Exclusive Manufaktur' logo on the storage compartment lid, the Heritage Design instrument cluster and the silver-coloured '911' badge on the dashboard trim.

The 718 Boxster S in Racing Yellow.

Turn heads with Racing Yellow, a colour that demands attention. Illuminated carbon door sill guards, or Racing Yellow dials on the instrument cluster make the inside of the vehicle stand out, too.



The Panamera Turbo S in Papaya Metallic.

Go your own way – and show it. For example, you can choose your own unique look for the interior with an interior package with different coloured decorative stitching and leather seat centres – to be precise: with decorative stitching and seat centres in Orange. Or what about the Sport Chrono Package with a Porsche Design Subsecond watch, manufactured in our workshop? The choice is yours.



The Cayenne GTS Coupe in Dolomite Silver Metallic.

Style. Definitely. With LED door projectors that project the 'PORSCHE' logo onto the floor when you get in. The absolute finest detail can be found in the interior with the decorative seams in contrasting colour Speed Blue, seat belts in Crayon and the Porsche Crest on the headrests.



The Macan S in Paint to Sample colour Auratium Green.

Not one of many, but the one among many? It's possible with the customisation options for the Macan. For example, with a paint finish in the Paint to Sample colour Auratium Green, the exterior package painted in Black (high-gloss) and 21-inch Exclusive Design Sport wheels painted in Black (high-gloss). Or how about some self-expression on the inside with the interior package with decorative stitching and seat centres in contrasting colour, Pebble Grey.



The Taycan Turbo S Cross Turismo in Volcano Grey Metallic.

Making your extraordinary wishes come true. With 21-inch Cross Turismo Design wheels painted in Black (high-gloss), for example. Or a light strip with the 'PORSCHE' logo in Glacier Ice Blue and matching main headlights in Glacier Ice Blue, too. Bring a particularly sporty touch to the interior with matching carbon steering wheel trims.

For efficiency class, fuel consumption, CO₂ emissions, all-electric range and electricity consumption, please refer to page 86 onwards.



PORSCHE TEQUIPMENT.

With Porsche Tequipment products developed specifically for your Porsche, you can style it entirely to your own preference. From the start, the same rules that apply to our vehicles also apply to the products of Porsche Tequipment: developed, tested and proven at the Development Centre in Weissach. By the same Porsche engineers and designers who made your car. Designed with the complete vehicle in mind and precisely tailored to your Porsche.

And your warranty? It will remain completely intact, whichever Tequipment products you ask your Porsche Centre to fit.

To discover more about Porsche Tequipment, please consult your Porsche Centre. Or visit us online at www.porsche.com/tequipment to view the information on our website.

Scan the QR code to go directly to our Tequipment Accessories Finder, where you can view all the products in detail.



1 Performance Roof Box

Created at the Weissach Development Centre specially for Porsche vehicles, in an aerodynamic design.

2 Child seats

Specially tested and approved for Porsche cars. In a specially approved design.

3 Wheel and tyre sets for summer and winter

For enhanced individuality, agility and safety. And for even greater driving pleasure.



PORSCHE CAR CONFIGURATOR.

Your own dream Porsche comes in many shapes and colours. With the Porsche Car Configurator, you can quickly and intuitively see in which form the Porsche models best suit you.

On the way to the vehicle of your dreams, you can create your own personal configuration via your desktop, your smartphone or your tablet. Using freely selectable perspectives and 3D animations. Individual recommendations help you make the right decision.

At www.porsche.com/configurator, you will find the Porsche Car Configurator and even more about the fascination of Porsche.

We will also be happy to answer any questions about your new Porsche in your Porsche Centre.

For efficiency class, fuel consumption, CO₂ emissions, all-electric range and electricity consumption, please refer to page 86 onwards.



SPECIFICATIONS.



718 MODEL SPECIFICATIONS.

	718 Boxster	718 Cayman	718 Boxster T	718 Cayman T
Consumption/emissions¹⁾	Manual/PDK	Manual/PDK	Manual/PDK	Manual/PDK
Particulate filter	yes	yes	yes	yes
Emissions standard	Euro 6d-ISC-FCM	Euro 6d-ISC-FCM	Euro 6d-ISC-FCM	Euro 6d-ISC-FCM
WLTP values				
Consumption, low	14.6 - 14.1 l/100 km/14.2 - 14.1 l/100 km	14.6 - 14.1 l/100 km/14.2 - 14.1 l/100 km	14.6 - 14.2 l/100 km/14.2 - 14.1 l/100 km	14.6 - 14.2 l/100 km/14.2 - 14.1 l/100 km
Consumption, medium	9.6 - 9.3 l/100 km/9.3 - 9.0 l/100 km	9.6 - 9.3 l/100 km/9.3 - 9.0 l/100 km	9.6 - 9.3 l/100 km/9.3 - 9.0 l/100 km	9.6 - 9.3 l/100 km/9.3 - 9.0 l/100 km
Consumption, high	8.4 - 8.1 l/100 km/8.0 - 7.6 l/100 km	8.4 - 8.1 l/100 km/8.0 - 7.6 l/100 km	8.4 - 8.1 l/100 km/8.0 - 7.7 l/100 km	8.3 - 8.1 l/100 km/7.9 - 7.7 l/100 km
Consumption, extra high	9.0 - 8.7 l/100 km/8.3 - 7.9 l/100 km	9.0 - 8.7 l/100 km/8.3 - 7.9 l/100 km	9.0 - 8.8 l/100 km/8.2 - 8.0 l/100 km	8.9 - 8.7 l/100 km/8.2 - 7.9 l/100 km
Consumption, combined	9.7 - 9.4 l/100 km/9.2 - 8.9 l/100 km	9.7 - 9.3 l/100 km/9.2 - 8.9 l/100 km	9.7 - 9.4 l/100 km/9.2 - 8.9 l/100 km	9.6 - 9.4 l/100 km/9.1 - 8.9 l/100 km
CO ₂ emissions, combined	220 - 212 g/km/209 - 201 g/km	220 - 212 g/km/208 - 201 g/km	219 - 213 g/km/208 - 202 g/km	218 - 213 g/km/207 - 202 g/km

	718 Boxster S	718 Cayman S	718 Boxster GTS 4.0	718 Cayman GTS 4.0
Consumption/emissions¹⁾	Manual/PDK	Manual/PDK	Manual/PDK	Manual/PDK
Particulate filter	yes	yes	yes	yes
Emissions standard	Euro 6d-ISC-FCM	Euro 6d-ISC-FCM	Euro 6d-ISC-FCM	Euro 6d-ISC-FCM
WLTP values				
Consumption, low	15.8 - 15.8 l/100 km/15.6 - 15.4 l/100 km	15.8 - 15.8 l/100 km/15.6 - 15.5 l/100 km	17.4 - 17.4 l/100 km/15.7 - 15.7 l/100 km	17.4 - 17.4 l/100 km/15.7 - 15.7 l/100 km
Consumption, medium	10.4 - 10.0 l/100 km/10.0 - 9.6 l/100 km	10.4 - 10.0 l/100 km/10.0 - 9.6 l/100 km	11.1 - 11.1 l/100 km/9.8 - 9.8 l/100 km	11.1 - 11.1 l/100 km/9.8 - 9.8 l/100 km
Consumption, high	8.9 - 8.7 l/100 km/8.5 - 8.3 l/100 km	8.9 - 8.6 l/100 km/8.5 - 8.3 l/100 km	9.4 - 9.4 l/100 km/9.0 - 9.0 l/100 km	9.4 - 9.4 l/100 km/9.0 - 9.0 l/100 km
Consumption, extra high	9.5 - 9.3 l/100 km/8.9 - 8.6 l/100 km	9.5 - 9.2 l/100 km/8.8 - 8.5 l/100 km	9.6 - 9.6 l/100 km/9.3 - 9.3 l/100 km	9.6 - 9.6 l/100 km/9.3 - 9.3 l/100 km
Consumption, combined	10.4 - 10.1 l/100 km/9.9 - 9.6 l/100 km	10.3 - 10.1 l/100 km/9.9 - 9.6 l/100 km	10.9 - 10.9 l/100 km/10.1 - 10.1 l/100 km	10.9 - 10.9 l/100 km/10.1 - 10.1 l/100 km
CO ₂ emissions, combined	235 - 229 g/km/224 - 218 g/km	235 - 228 g/km/224 - 217 g/km	247 - 247 g/km/230 - 230 g/km	247 - 247 g/km/230 - 230 g/km

	718 Cayman GT4	718 Cayman GT4 RS	718 Spyder
Consumption/emissions¹⁾	Manual/PDK	PDK	Manual/PDK
Particulate filter	yes	yes	yes
Emissions standard	Euro 6d-ISC-FCM	Euro 6d-ISC-FCM	Euro 6d-ISC-FCM
WLTP values			
Consumption, low	17.5 - 17.5 l/100 km/16.8 - 16.8 l/100 km	22.1 - 22.1 l/100 km	17.5 - 17.5 l/100 km/16.8 - 16.8 l/100 km
Consumption, medium	11.0 - 11.0 l/100 km/10.7 - 10.7 l/100 km	12.3 - 12.3 l/100 km	11.0 - 11.0 l/100 km/10.7 - 10.7 l/100 km
Consumption, high	9.3 - 9.3 l/100 km/9.1 - 9.1 l/100 km	11.2 - 11.2 l/100 km	9.3 - 9.3 l/100 km/9.1 - 9.1 l/100 km
Consumption, extra high	10.3 - 10.3 l/100 km/9.7 - 9.7 l/100 km	12.1 - 12.1 l/100 km	10.3 - 10.3 l/100 km/9.7 - 9.7 l/100 km
Consumption, combined	11.1 - 11.1 l/100 km/10.7 - 10.7 l/100 km	13.2 - 13.2 l/100 km	11.1 - 11.1 l/100 km/10.7 - 10.7 l/100 km
CO ₂ emissions, combined	251 - 251 g/km/242 - 242 g/km	299 - 299 g/km	251 - 251 g/km/242 - 242 g/km

Please note that technical data, fuel consumption and CO₂ emissions may differ in your market due to local law and regulations, please contact your Porsche Centre for more information.

1) All new vehicles offered by Porsche are type-approved according to WLTP. Official NEDC values derived from WLTP values are no longer available for new vehicles as of 1 January 2023 and can therefore not be provided. Where values are indicated as ranges, they do not refer to a single, specific vehicle and are not part of the offered product range. They are only for the purposes of comparison between different vehicle types. Additional equipment and accessories (add-on parts, tyre formats etc.) can change relevant vehicle parameters such as weight, rolling resistance and aerodynamics. These factors, in addition to weather, traffic conditions and driving behaviour, can influence the fuel/electricity consumption, CO₂ emissions, range and performance values of a vehicle. More information about the differences between WLTP and NEDC is available at www.porsche.com/wltp. As of: 01/2023

911 MODEL SPECIFICATIONS.

	911 Carrera	911 Carrera Cabriolet	911 Carrera 4	911 Carrera 4 Cabriolet	911 Targa 4
Consumption/emissions¹⁾	PDK	PDK	PDK	PDK	PDK
Particulate filter	yes	yes	yes	yes	yes
Emissions standard	Euro 6d-ISC-FCM	Euro 6d-ISC-FCM	Euro 6d-ISC-FCM	Euro 6d-ISC-FCM	Euro 6d-ISC-FCM
WLTP values					
Consumption, low	19.1 - 18.4 l/100 km	19.2 - 18.6 l/100 km	18.6 - 18.4 l/100 km	18.6 - 18.4 l/100 km	18.6 - 18.5 l/100 km
Consumption, medium	10.4 - 9.9 l/100 km	10.5 - 10.1 l/100 km	10.5 - 10.1 l/100 km	10.5 - 10.2 l/100 km	10.6 - 10.3 l/100 km
Consumption, high	9.2 - 8.6 l/100 km	9.1 - 8.8 l/100 km	9.2 - 8.7 l/100 km	9.1 - 8.8 l/100 km	9.2 - 8.9 l/100 km
Consumption, extra high	9.4 - 8.9 l/100 km	9.3 - 9.0 l/100 km	9.7 - 8.9 l/100 km	9.5 - 9.1 l/100 km	9.6 - 9.1 l/100 km
Consumption, combined	10.8 - 10.3 l/100 km	10.8 - 10.4 l/100 km	10.9 - 10.3 l/100 km	10.8 - 10.5 l/100 km	10.9 - 10.5 l/100 km
CO ₂ emissions, combined	245 - 233 g/km	245 - 236 g/km	247 - 234 g/km	246 - 238 g/km	247 - 239 g/km

	911 Carrera S	911 Carrera S Cabriolet	911 Carrera 4S	911 Carrera 4S Cabriolet	911 Targa 4S
Consumption/emissions¹⁾	Manual/PDK	Manual/PDK	Manual/PDK	Manual/PDK	Manual/PDK
Particulate filter	yes	yes	yes	yes	yes
Emissions standard	Euro 6d-ISC-FCM	Euro 6d-ISC-FCM	Euro 6d-ISC-FCM	Euro 6d-ISC-FCM	Euro 6d-ISC-FCM
WLTP values					
Consumption, low	18.9 - 17.8 l/100 km/ 18.3 - 17.9 l/100 km	19.1 - 18.2 l/100 km/ 18.4 - 18.0 l/100 km	18.8 - 17.8 l/100 km/ 18.5 - 18.2 l/100 km	19.1 - 18.2 l/100 km/ 18.5 - 18.3 l/100 km	19.2 - 18.3 l/100 km/ 18.5 - 18.3 l/100 km
Consumption, medium	10.8 - 10.3 l/100 km/ 10.5 - 10.0 l/100 km	10.9 - 10.4 l/100 km/ 10.6 - 10.1 l/100 km	11.0 - 10.4 l/100 km/ 10.7 - 10.3 l/100 km	11.0 - 10.6 l/100 km/ 10.8 - 10.4 l/100 km	11.1 - 10.6 l/100 km/ 10.8 - 10.5 l/100 km
Consumption, high	9.2 - 8.8 l/100 km/ 9.4 - 8.8 l/100 km	9.2 - 8.9 l/100 km/ 9.4 - 9.0 l/100 km	9.2 - 8.6 l/100 km/ 9.3 - 8.8 l/100 km	9.1 - 8.7 l/100 km/ 9.3 - 9.0 l/100 km	9.2 - 8.8 l/100 km/ 9.3 - 9.0 l/100 km
Consumption, extra high	9.0 - 8.4 l/100 km/ 10.1 - 9.4 l/100 km	8.9 - 8.5 l/100 km/ 10.0 - 9.6 l/100 km	9.1 - 8.7 l/100 km/ 10.2 - 9.2 l/100 km	9.1 - 8.8 l/100 km/ 10.0 - 9.4 l/100 km	9.1 - 8.8 l/100 km/ 10.1 - 9.5 l/100 km
Consumption, combined	10.7 - 10.1 l/100 km/ 11.1 - 10.5 l/100 km	10.7 - 10.3 l/100 km/ 11.0 - 10.6 l/100 km	10.8 - 10.2 l/100 km/ 11.1 - 10.5 l/100 km	10.8 - 10.4 l/100 km/ 11.1 - 10.7 l/100 km	10.8 - 10.4 l/100 km/ 11.1 - 10.7 l/100 km
CO ₂ emissions, combined	243 - 229 g/km/251 - 238 g/km	243 - 233 g/km/250 - 241 g/km	245 - 231 g/km/253 - 239 g/km	245 - 235 g/km/252 - 242 g/km	246 - 236 g/km/253 - 244 g/km

	911 Carrera GTS	911 Carrera GTS Cabriolet	911 Carrera 4 GTS	911 Carrera 4 GTS Cabriolet	911 Targa 4 GTS
Consumption/emissions¹⁾	Manual/PDK	Manual/PDK	Manual/PDK	Manual/PDK	Manual/PDK
Particulate filter	yes	yes	yes	yes	yes
Emissions standard	Euro 6d-ISC-FCM	Euro 6d-ISC-FCM	Euro 6d-ISC-FCM	Euro 6d-ISC-FCM	Euro 6d-ISC-FCM
WLTP values					
Consumption, low	18.1 - 17.7 l/100 km/ 18.8 - 18.3 l/100 km	18.1 - 17.9 l/100 km/ 18.8 - 18.5 l/100 km	18.7 - 18.0 l/100 km/ 19.0 - 18.6 l/100 km	18.9 - 18.3 l/100 km/ 19.0 - 18.7 l/100 km	19.0 - 18.4 l/100 km/ 19.0 - 18.8 l/100 km
Consumption, medium	11.0 - 10.5 l/100 km/ 10.7 - 10.2 l/100 km	11.0 - 10.7 l/100 km/ 10.8 - 10.4 l/100 km	11.2 - 10.7 l/100 km/ 10.8 - 10.3 l/100 km	11.2 - 10.9 l/100 km/ 10.9 - 10.5 l/100 km	11.3 - 10.9 l/100 km/ 10.9 - 10.6 l/100 km
Consumption, high	9.5 - 8.9 l/100 km/ 9.6 - 9.0 l/100 km	9.4 - 9.1 l/100 km/ 9.6 - 9.2 l/100 km	9.6 - 9.1 l/100 km/ 9.6 - 9.2 l/100 km	9.5 - 9.2 l/100 km/ 9.5 - 9.2 l/100 km	9.6 - 9.3 l/100 km/ 9.5 - 9.2 l/100 km
Consumption, extra high	9.5 - 8.9 l/100 km/ 10.4 - 9.7 l/100 km	9.3 - 9.0 l/100 km/ 10.2 - 9.9 l/100 km	9.5 - 9.1 l/100 km/ 10.5 - 9.7 l/100 km	9.4 - 9.2 l/100 km/ 10.2 - 9.9 l/100 km	9.4 - 9.2 l/100 km/ 10.2 - 10.0 l/100 km
Consumption, combined	11.0 - 10.4 l/100 km/ 11.4 - 10.8 l/100 km	10.9 - 10.5 l/100 km/ 11.3 - 10.9 l/100 km	11.1 - 10.6 l/100 km/ 11.4 - 10.8 l/100 km	11.1 - 10.8 l/100 km/ 11.3 - 11.0 l/100 km	11.1 - 10.8 l/100 km/ 11.3 - 11.0 l/100 km
CO ₂ emissions, combined	249 - 236 g/km/258 - 244 g/km	246 - 239 g/km/256 - 248 g/km	252 - 240 g/km/259 - 245 g/km	251 - 244 g/km/256 - 249 g/km	252 - 245 g/km/257 - 251 g/km

Please note that technical data, fuel consumption and CO₂ emissions may differ in your market due to local law and regulations, please contact your Porsche Centre for more information.

¹⁾ All new vehicles offered by Porsche are type-approved according to WLTP. Official NEDC values derived from WLTP values are no longer available for new vehicles as of 1 January 2023 and can therefore not be provided. Where values are indicated as ranges, they do not refer to a single, specific vehicle and are not part of the offered product range. They are only for the purposes of comparison between different vehicle types. Additional equipment and accessories (add-on parts, tyre formats etc.) can change relevant vehicle parameters such as weight, rolling resistance and aerodynamics. These factors, in addition to weather, traffic conditions and driving behaviour, can influence the fuel/electricity consumption, CO₂ emissions, range and performance values of a vehicle. More information about the differences between WLTP and NEDC is available at www.porsche.com/wltp. As of: 01/2023

911 TURBO MODEL SPECIFICATIONS.

	911 Turbo	911 Turbo Cabriolet	911 Turbo S	911 Turbo S Cabriolet
Consumption/emissions¹⁾	PDK	PDK	PDK	PDK
Particulate filter	yes	yes	yes	yes
Emissions standard	Euro 6d-ISC-FCM	Euro 6d-ISC-FCM	Euro 6d-ISC-FCM	Euro 6d-ISC-FCM
WLTP values				
Consumption, low	20.6 - 20.2 l/100 km	20.6 - 20.3 l/100 km	21.1 - 20.7 l/100 km	21.2 - 20.9 l/100 km
Consumption, medium	12.1 - 11.7 l/100 km	12.4 - 11.9 l/100 km	12.2 - 11.9 l/100 km	12.5 - 12.1 l/100 km
Consumption, high	10.3 - 10.0 l/100 km	10.6 - 10.1 l/100 km	10.5 - 10.2 l/100 km	10.8 - 10.4 l/100 km
Consumption, extra high	11.0 - 10.7 l/100 km	11.3 - 10.8 l/100 km	10.5 - 10.3 l/100 km	10.7 - 10.4 l/100 km
Consumption, combined	12.3 - 12.0 l/100 km	12.5 - 12.1 l/100 km	12.3 - 12.0 l/100 km	12.5 - 12.1 l/100 km
CO ₂ emissions, combined	279 - 271 g/km	284 - 275 g/km	278 - 271 g/km	284 - 275 g/km

Please note that technical data, fuel consumption and CO₂ emissions may differ in your market due to local law and regulations, please contact your Porsche Centre for more information.

¹⁾ All new vehicles offered by Porsche are type-approved according to WLTP. Official NEDC values derived from WLTP values are no longer available for new vehicles as of 1 January 2023 and can therefore not be provided. Where values are indicated as ranges, they do not refer to a single, specific vehicle and are not part of the offered product range. They are only for the purposes of comparison between different vehicle types. Additional equipment and accessories (add-on parts, tyre formats etc.) can change relevant vehicle parameters such as weight, rolling resistance and aerodynamics. These factors, in addition to weather, traffic conditions and driving behaviour, can influence the fuel/electricity consumption, CO₂ emissions, range and performance values of a vehicle. More information about the differences between WLTP and NEDC is available at www.porsche.com/wltp. As of: 01/2023

911 GT3 MODEL SPECIFICATIONS.

	911 GT3	911 GT3 with Touring Package
Consumption/emissions¹⁾	Manual/PDK	Manual/PDK
Particulate filter	yes	yes
Emissions standard	Euro 6d-ISC-FCM	Euro 6d-ISC-FCM
WLTP values		
Consumption, low	21.5 - 21.5 l/100 km/ 20.4 - 20.4 l/100 km	21.4 - 21.4 l/100 km/ 20.7 - 20.7 l/100 km
Consumption, medium	12.7 - 12.7 l/100 km/ 12.4 - 12.4 l/100 km	12.9 - 12.9 l/100 km/ 12.5 - 12.5 l/100 km
Consumption, high	11.1 - 11.1 l/100 km/ 11.5 - 11.5 l/100 km	11.0 - 11.0 l/100 km/ 11.1 - 11.1 l/100 km
Consumption, extra high	11.5 - 11.5 l/100 km/ 11.9 - 11.9 l/100 km	11.4 - 11.4 l/100 km/ 11.9 - 11.9 l/100 km
Consumption, combined	12.9 - 12.9 l/100 km / 13.0 - 13.0 l/100 km	12.9 - 12.9 l/100 km / 12.9 - 12.9 l/100 km
CO ₂ emissions, combined	293 - 293 g/km /294 - 294 g/km	292 - 292 g/km /293 - 293 g/km

Please note that technical data, fuel consumption and CO₂ emissions may differ in your market due to local law and regulations, please contact your Porsche Centre for more information.

¹⁾ All new vehicles offered by Porsche are type-approved according to WLTP. Official NEDC values derived from WLTP values are no longer available for new vehicles as of 1 January 2023 and can therefore not be provided. Where values are indicated as ranges, they do not refer to a single, specific vehicle and are not part of the offered product range. They are only for the purposes of comparison between different vehicle types. Additional equipment and accessories (add-on parts, tyre formats etc.) can change relevant vehicle parameters such as weight, rolling resistance and aerodynamics. These factors, in addition to weather, traffic conditions and driving behaviour, can influence the fuel/electricity consumption, CO₂ emissions, range and performance values of a vehicle. More information about the differences between WLTP and NEDC is available at www.porsche.com/wltp. As of: 01/2023

TAYCAN MODEL SPECIFICATIONS.

	Taycan	Taycan	Taycan 4S	Taycan 4S	Taycan Turbo
Consumption/emissions¹⁾	Performance Battery	Performance Battery Plus	Performance Battery	Performance Battery Plus	Performance Battery Plus
WLTP values					
Electricity consumption, combined	23.5 - 19.6 kWh/100 km	23.9 - 20.4 kWh/100 km	24.0 - 19.8 kWh/100 km	24.1 - 20.4 kWh/100 km	23.6 - 20.2 kWh/100 km
CO ₂ emissions combined	0 - 0 g/km	0 - 0 g/km	0 - 0 g/km	0 - 0 g/km	0 - 0 g/km
Range combined (WLTP)	371 - 444 km	431 - 505 km	370 - 454 km	430 - 512 km	435 - 507 km
Range, city (WLTP)	440 - 523 km	500 - 568 km	454 - 540 km	522 - 611 km	537 - 630 km
Long-distance range	360 km	410 km	345 km	390 km	395 km

	Taycan Turbo S	Taycan 4 Cross Turismo	Taycan 4S Cross Turismo	Taycan Turbo Cross Turismo	Taycan Turbo S Cross Turismo
Consumption/emissions¹⁾	Performance Battery Plus	Performance Battery Plus	Performance Battery Plus	Performance Battery Plus	Performance Battery Plus
WLTP values					
Electricity consumption, combined	23.4 - 21.9 kWh/100 km	24,8 - 21,4 kWh/100 km	24.8 - 21.3 kWh/100 km	24.2 - 21.2 kWh/100 km	24.0 - 22.4 kWh/100 km
CO ₂ emissions combined	0 - 0 g/km	0 - 0 g/km	0 - 0 g/km	0 - 0 g/km	0 - 0 g/km
Range combined (WLTP)	440 - 468 km	416 - 490 km	415 - 490 km	423 - 485 km	428 - 459 km
Range, city (WLTP)	524 - 573 km	518 - 600 km	517 - 600 km	533 - 616 km	519 - 564 km
Long-distance range	360 km	370 km	370 km	370 km	350 km

Important information.

I. Range

The ranges determined using the standard WLTP cycle enable comparison between manufacturers. They also include the measuring reach achieved through recuperation (energy recovery during braking). The additionally specified long-distance range provides a guide value for journeys over longer distances. This is based on a partial WLTP cycle that is characteristic of long-distance journeys, allowing for additional auxiliary equipment (e.g. air conditioning). Various factors, such as driving style, traffic situation, topography, speed, use of comfort/ auxiliary equipment (e.g. air conditioning, Infotainment etc.), outside temperature, number of passengers, payload and selected driving mode (e.g. Sport), can have a negative impact on the actual range.

II. Battery

A lithium-ion battery is subject to physical and chemical ageing, as well as wear and tear. Depending on the usage pattern and environmental conditions, the capacity of the battery reduces, resulting in a reduction in range and an increase in charging times as the battery gets older. Due to the effect of temperature on the battery-powered drive and charging performance, as well as the battery life, please consider the following when parking and charging the car:

- If possible, avoid permanent ambient temperatures in excess of 30°C, such as when parking in direct sunlight for prolonged periods.
- If parking in ambient temperatures in excess of 30°C cannot be avoided, connect the car to the mains after use and charge the high-voltage battery with alternating current (AC) to a maximum state of charge of 85%.

- For prolonged idle periods of more than two weeks, the car should be kept in an ambient temperature of between 0°C and 20°C, if possible, and the battery charge status maintained between 20 % and 50 % during this idle period.
- For the shortest possible charging time, a battery temperature of approx. 30°C to 35°C is optimal.
- For daily charging of the car, the maximum state of charge of the high-voltage battery should be set at approximately 80%.

III. Charging

The specified charging outputs and times are dependent on various factors: in general, the charging output and time can vary due to physical and chemical limits, depending on factors such as the available output of the country-specific energy infrastructure, the customer's own domestic installation, the temperature, interior pre-conditioning and charge level, as well as the age of the battery due to physical and chemical limits. Charging times may therefore be significantly higher than those specified. To achieve the optimum value of the specified DC charging time (DC = direct current) for a charge status increase from 5 to 80%, a CCS (combined charging system) fast-charging pedestal with > 270kW and > 850V is required, as well as a battery temperature of 30°–35°C. The charging status when commencing charging must not exceed 5%. The determination of the specified charging time for a WLTP range of 100km is based on the same prerequisites. For physical and chemical reasons, the charging speed decreases as the battery approaches its full capacity.

Therefore, it usually makes sense to use fast DC charging to charge the battery up to 80% or up to the required range. The predominant use of CCS fast-charging pedestals leads to a long-term increase in charging times. For regular fast DC charging, we recommend a maximum charging output of 50kW. For domestic charging, we recommend using an industrial electrical outlet. Using an industrial electrical outlet (AC) will result in improved efficiency and a much shorter charging duration compared to using a household socket.

IV. Drive power

In general, the available drive power in battery-operated electric cars depends on various factors, such as the duration of the required performance, as well as the battery voltage and temperature. The specified power is available for at least 10 seconds and the specified overboost power when using standard Launch Control for at least 2.5 seconds. Extremely sporty driving or charging at a fast-charging pedestal can result in an increase in battery temperature and, therefore, in temporarily reduced drive power. Due to the physical environment, the maximum power required to achieve the specified acceleration values can be repeatedly produced, but usually not consecutively.

Please note that technical data, fuel consumption and CO₂ emissions may differ in your market due to local law and regulations, please contact your Porsche Centre for more information.

1) All new vehicles offered by Porsche are type-approved according to WLTP. Official NEDC values derived from WLTP values are no longer available for new vehicles as of 1 January 2023 and can therefore not be provided. Where values are indicated as ranges, they do not refer to a single, specific vehicle and are not part of the offered product range. They are only for the purposes of comparison between different vehicle types. Additional equipment and accessories (add-on parts, tyre formats etc.) can change relevant vehicle parameters such as weight, rolling resistance and aerodynamics. These factors, in addition to weather, traffic conditions and driving behaviour, can influence the fuel/electricity consumption, CO₂ emissions, range and performance values of a vehicle. More information about the differences between WLTP and NEDC is available at www.porsche.com/wltp. As of: 01/2023

TAYCAN MODEL SPECIFICATIONS.

	Taycan Sport Turismo	Taycan Sport Turismo	Taycan 4S Sport Turismo	Taycan 4S Sport Turismo
Consumption/emissions¹⁾	Performance Battery	Performance Battery Plus	Performance Battery	Performance Battery Plus
WLTP values				
Electricity consumption, combined	24.2 - 20.2 kWh/100 km	24.6 - 21.0 kWh/100 km	24.6 - 20.4 kWh/100 km	24.7 - 21.0 kWh/100 km
CO ₂ emissions combined	0 - 0 g/km	0 - 0 g/km	0 - 0 g/km	0 - 0 g/km
Range combined (WLTP)	358 - 432 km	417 - 491 km	358 - 441 km	417 - 497 km
Range, city (WLTP)	433 - 517 km	493 - 562 km	449 - 533 km	516 - 603 km
Long-distance range	345 km	390 km	335 km	375 km

	Taycan Turbo Sport Turismo	Taycan Turbo S Sport Turismo	Taycan GTS	Taycan GTS Sport Turismo
Consumption/emissions¹⁾	Performance Battery Plus	Performance Battery Plus	Performance Battery Plus	Performance Battery Plus
WLTP values				
Electricity consumption, combined	24.2 - 20.9 kWh/100 km	24.0 - 22.5 kWh/100 km	23.3 - 20.3 kWh/100 km	24.1 - 21.0 kWh/100 km
CO ₂ emissions combined	0 - 0 g/km	0 - 0 g/km	0 - 0 g/km	0 - 0 g/km
Range combined (WLTP)	424 - 491 km	430 - 458 km	439 - 504 km	424 - 490 km
Range, city (WLTP)	531 - 619 km	518 - 564 km	539 - 624 km	524 - 615 km
Long-distance range	375 km	345 km	390 km	375 km

Important information.

I. Range

The ranges determined using the standard WLTP cycle enable comparison between manufacturers. They also include the measuring reach achieved through recuperation (energy recovery during braking). The additionally specified long-distance range provides a guide value for journeys over longer distances. This is based on a partial WLTP cycle that is characteristic of long-distance journeys, allowing for additional auxiliary equipment (e.g. air conditioning). Various factors, such as driving style, traffic situation, topography, speed, use of comfort/ auxiliary equipment (e.g. air conditioning, Infotainment etc.), outside temperature, number of passengers, payload and selected driving mode (e.g. Sport), can have a negative impact on the actual range.

II. Battery

A lithium-ion battery is subject to physical and chemical ageing, as well as wear and tear. Depending on the usage pattern and environmental conditions, the capacity of the battery reduces, resulting in a reduction in range and an increase in charging times as the battery gets older. Due to the effect of temperature on the battery-powered drive and charging performance, as well as the battery life, please consider the following when parking and charging the car:

- If possible, avoid permanent ambient temperatures in excess of 30°C, such as when parking in direct sunlight for prolonged periods.
- If parking in ambient temperatures in excess of 30°C cannot be avoided, connect the car to the mains after use and charge the high-voltage battery with alternating current (AC) to a maximum state of charge of 85%.

- For prolonged idle periods of more than two weeks, the car should be kept in an ambient temperature of between 0°C and 20°C, if possible, and the battery charge status maintained between 20 % and 50 % during this idle period.
- For the shortest possible charging time, a battery temperature of approx. 30°C to 35°C is optimal.
- For daily charging of the car, the maximum state of charge of the high-voltage battery should be set at approximately 80%.

III. Charging

The specified charging outputs and times are dependent on various factors: in general, the charging output and time can vary due to physical and chemical limits, depending on factors such as the available output of the country-specific energy infrastructure, the customer's own domestic installation, the temperature, interior pre-conditioning and charge level, as well as the age of the battery due to physical and chemical limits. Charging times may therefore be significantly higher than those specified. To achieve the optimum value of the specified DC charging time (DC = direct current) for a charge status increase from 5 to 80%, a CCS (combined charging system) fast-charging pedestal with > 270kW and > 850V is required, as well as a battery temperature of 30°–35°C. The charging status when commencing charging must not exceed 5%. The determination of the specified charging time for a WLTP range of 100km is based on the same prerequisites. For physical and chemical reasons, the charging speed decreases as the battery approaches its full capacity.

Therefore, it usually makes sense to use fast DC charging to charge the battery up to 80% or up to the required range. The predominant use of CCS fast-charging pedestals leads to a long-term increase in charging times. For regular fast DC charging, we recommend a maximum charging output of 50kW. For domestic charging, we recommend using an industrial electrical outlet. Using an industrial electrical outlet (AC) will result in improved efficiency and a much shorter charging duration compared to using a household socket.

IV. Drive power

In general, the available drive power in battery-operated electric cars depends on various factors, such as the duration of the required performance, as well as the battery voltage and temperature. The specified power is available for at least 10 seconds and the specified overboost power when using standard Launch Control for at least 2.5 seconds. Extremely sporty driving or charging at a fast-charging pedestal can result in an increase in battery temperature and, therefore, in temporarily reduced drive power. Due to the physical environment, the maximum power required to achieve the specified acceleration values can be repeatedly produced, but usually not consecutively.

Please note that technical data, fuel consumption and CO₂ emissions may differ in your market due to local law and regulations, please contact your Porsche Centre for more information.

¹⁾ All new vehicles offered by Porsche are type-approved according to WLTP. Official NEDC values derived from WLTP values are no longer available for new vehicles as of 1 January 2023 and can therefore not be provided. Where values are indicated as ranges, they do not refer to a single, specific vehicle and are not part of the offered product range. They are only for the purposes of comparison between different vehicle types. Additional equipment and accessories (add-on parts, tyre formats etc.) can change relevant vehicle parameters such as weight, rolling resistance and aerodynamics. These factors, in addition to weather, traffic conditions and driving behaviour, can influence the fuel/electricity consumption, CO₂ emissions, range and performance values of a vehicle. More information about the differences between WLTP and NEDC is available at www.porsche.com/wltp. As of: 01/2023

PANAMERA MODEL SPECIFICATIONS.

	Panamera	Panamera 4	Panamera 4 Executive	Panamera 4 Sport Turismo
Consumption/emissions¹⁾	PDK	PDK	PDK	PDK
Particulate filter	yes	yes	yes	yes
Emissions standard	Euro 6d-ISC-FCM	Euro 6d-ISC-FCM	Euro 6d-ISC-FCM	Euro 6d-ISC-FCM
WLTP values				
Consumption, low	16.7 - 15.2 l/100 km	17.3 - 16.1 l/100 km	17.3 - 16.5 l/100 km	17.3 - 16.3 l/100 km
Consumption, medium	11.4 - 10.6 l/100 km	11.4 - 10.8 l/100 km	11.4 - 10.9 l/100 km	11.4 - 10.9 l/100 km
Consumption, high	9.8 - 8.8 l/100 km	9.8 - 8.9 l/100 km	9.8 - 9.1 l/100 km	9.9 - 9.1 l/100 km
Consumption, extra high	10.6 - 9.4 l/100 km	10.3 - 9.3 l/100 km	10.3 - 9.5 l/100 km	10.6 - 9.7 l/100 km
Consumption, combined	11.4 - 10.2 l/100 km	11.3 - 10.4 l/100 km	11.3 - 10.6 l/100 km	11.5 - 10.6 l/100 km
CO ₂ emissions, combined	258 - 232 g/km	257 - 235 g/km	257 - 240 g/km	260 - 241 g/km

Please note that technical data, fuel consumption and CO₂ emissions may differ in your market due to local law and regulations, please contact your Porsche Centre for more information.

¹⁾ All new vehicles offered by Porsche are type-approved according to WLTP. Official NEDC values derived from WLTP values are no longer available for new vehicles as of 1 January 2023 and can therefore not be provided. Where values are indicated as ranges, they do not refer to a single, specific vehicle and are not part of the offered product range. They are only for the purposes of comparison between different vehicle types. Additional equipment and accessories (add-on parts, tyre formats etc.) can change relevant vehicle parameters such as weight, rolling resistance and aerodynamics. These factors, in addition to weather, traffic conditions and driving behaviour, can influence the fuel/electricity consumption, CO₂ emissions, range and performance values of a vehicle. More information about the differences between WLTP and NEDC is available at www.porsche.com/wltp. As of: 01/2023

	Panamera 4 E-Hybrid	Panamera 4 E-Hybrid Executive	Panamera 4 E-Hybrid Sport Turismo	Panamera 4S
Consumption/emissions¹⁾	PDK	PDK	PDK	PDK
Particulate filter	yes	yes	yes	yes
Emissions standard	Euro 6d-ISC-FCM	Euro 6d-ISC-FCM	Euro 6d-ISC-FCM	Euro 6d-ISC-FCM
WLTP values				
Consumption, low				16.6 - 15.7 l/100 km
Consumption, medium				11.4 - 10.3 l/100 km
Consumption, high				9.9 - 9.0 l/100 km
Consumption, extra high				10.5 - 9.5 l/100 km
Consumption, combined				11.3 - 10.3 l/100 km
Consumption, weighted (PHEV model series)	2.5 - 2.0 l/100 km	2.6 - 2.1 l/100 km	2.7 - 2.1 l/100 km	
Electricity consumption, combined (weighted)	24.4 - 22.6 kWh/100 km	24.6 - 22.8 kWh/100 km	24.9 - 23.1 kWh/100 km	
CO ₂ emissions, combined	57 - 45 g/km	59 - 47 g/km	60 - 49 g/km	256 - 234 g/km
All-electric range WLTP City (EAER City) – model series	52-56 km	50 - 55 km	51 - 55 km	–
All-electric range WLTP (EAER) – model series	49-56 km	48 - 55 km	47 - 54 km	–

Please note that technical data, fuel consumption and CO₂ emissions may differ in your market due to local law and regulations, please contact your Porsche Centre for more information.

¹⁾ All new vehicles offered by Porsche are type-approved according to WLTP. Official NEDC values derived from WLTP values are no longer available for new vehicles as of 1 January 2023 and can therefore not be provided. Where values are indicated as ranges, they do not refer to a single, specific vehicle and are not part of the offered product range. They are only for the purposes of comparison between different vehicle types. Additional equipment and accessories (add-on parts, tyre formats etc.) can change relevant vehicle parameters such as weight, rolling resistance and aerodynamics. These factors, in addition to weather, traffic conditions and driving behaviour, can influence the fuel/electricity consumption, CO₂ emissions, range and performance values of a vehicle. More information about the differences between WLTP and NEDC is available at www.porsche.com/wltp. As of: 01/2023

PANAMERA MODEL SPECIFICATIONS.

	Panamera 4S Executive	Panamera 4S Sport Turismo	Panamera 4S E-Hybrid	Panamera 4S E-Hybrid Executive	Panamera 4S E-Hybrid Sport Turismo
Consumption/emissions¹⁾	PDK	PDK	PDK	PDK	PDK
Particulate filter	yes	yes	yes	yes	yes
Emissions standard	Euro 6d-ISC-FCM	Euro 6d-ISC-FCM	Euro 6d-ISC-FCM	Euro 6d-ISC-FCM	Euro 6d-ISC-FCM
WLTP values					
Consumption, low	16.6 - 15.9 l/100 km	16.6 - 15.8 l/100 km			
Consumption, medium	11.4 - 10.6 l/100 km	11.4 - 10.5 l/100 km			
Consumption, high	9.9 - 9.1 l/100 km	10.1 - 9.3 l/100 km			
Consumption, extra high	10.5 - 9.6 l/100 km	10.8 - 10.0 l/100 km			
Consumption, combined	11.3 - 10.5 l/100 km	11.5 - 10.7 l/100 km			
Consumption, weighted (PHEV model series)			2.8 - 2.2 l/100 km	2.9 - 2.3 l/100 km	3.0 - 2.4 l/100 km
Electricity consumption, combined (weighted)			24.5 - 22.6 kWh/100 km	24.6 - 23.0 kWh/100 km	24.9 - 23.1 kWh/100 km
CO ₂ emissions, combined	256 - 238 g/km	260 - 242 g/km	64 - 50 g/km	65 - 53 g/km	67 - 53 g/km
All-electric range WLTP City (EAER City) – model series	–	–	49 - 54 km	48 - 52 km	49 - 53 km
All-electric range WLTP (EAER) – model series	–	–	46 - 53 km	46 - 51 km	45 - 50 km

Please note that technical data, fuel consumption and CO₂ emissions may differ in your market due to local law and regulations, please contact your Porsche Centre for more information.

1) All new vehicles offered by Porsche are type-approved according to WLTP. Official NEDC values derived from WLTP values are no longer available for new vehicles as of 1 January 2023 and can therefore not be provided. Where values are indicated as ranges, they do not refer to a single, specific vehicle and are not part of the offered product range. They are only for the purposes of comparison between different vehicle types. Additional equipment and accessories (add-on parts, tyre formats etc.) can change relevant vehicle parameters such as weight, rolling resistance and aerodynamics. These factors, in addition to weather, traffic conditions and driving behaviour, can influence the fuel/electricity consumption, CO₂ emissions, range and performance values of a vehicle. More information about the differences between WLTP and NEDC is available at www.porsche.com/wltp. As of: 01/2023

	Panamera GTS	Panamera GTS Sport Turismo	Panamera Turbo S	Panamera Turbo S Executive
Consumption/emissions¹⁾	PDK	PDK	PDK	PDK
Particulate filter	yes	yes	yes	yes
Emissions standard	Euro 6d-ISC-FCM	Euro 6d-ISC-FCM	Euro 6d-ISC-FCM	Euro 6d-ISC-FCM
WLTP values				
Consumption, low	21.1 - 20.5 l/100 km	21.1 - 20.6 l/100 km	21.8 - 20.9 l/100 km	21.8 - 21.4 l/100 km
Consumption, medium	13.1 - 12.7 l/100 km	13.1 - 12.7 l/100 km	13.6 - 13.0 l/100 km	13.6 - 13.3 l/100 km
Consumption, high	11.2 - 10.3 l/100 km	11.4 - 10.5 l/100 km	11.1 - 10.8 l/100 km	11.1 - 10.9 l/100 km
Consumption, extra high	11.4 - 10.3 l/100 km	11.8 - 10.7 l/100 km	11.5 - 11.3 l/100 km	11.5 - 11.3 l/100 km
Consumption, combined	13.1 - 12.1 l/100 km	13.2 - 12.4 l/100 km	13.2 - 12.8 l/100 km	13.2 - 12.9 l/100 km
CO ₂ emissions, combined	296 - 275 g/km	300 - 280 g/km	298 - 290 g/km	299 - 293 g/km

Please note that technical data, fuel consumption and CO₂ emissions may differ in your market due to local law and regulations, please contact your Porsche Centre for more information.

1) All new vehicles offered by Porsche are type-approved according to WLTP. Official NEDC values derived from WLTP values are no longer available for new vehicles as of 1 January 2023 and can therefore not be provided. Where values are indicated as ranges, they do not refer to a single, specific vehicle and are not part of the offered product range. They are only for the purposes of comparison between different vehicle types. Additional equipment and accessories (add-on parts, tyre formats etc.) can change relevant vehicle parameters such as weight, rolling resistance and aerodynamics. These factors, in addition to weather, traffic conditions and driving behaviour, can influence the fuel/electricity consumption, CO₂ emissions, range and performance values of a vehicle. More information about the differences between WLTP and NEDC is available at www.porsche.com/wltp. As of: 01/2023

PANAMERA MODEL SPECIFICATIONS.

	Panamera Turbo S Sport Turismo	Panamera Turbo S E-Hybrid	Panamera Turbo S E-Hybrid Executive	Panamera Turbo S E-Hybrid Sport Turismo
Consumption/emissions¹⁾	PDK	PDK	PDK	PDK
Particulate filter	yes	yes	yes	yes
Emissions standard	Euro 6d-ISC-FCM	Euro 6d-ISC-FCM	Euro 6d-ISC-FCM	Euro 6d-ISC-FCM
WLTP values				
Consumption, low	21.8 - 21.2 l/100 km			
Consumption, medium	13.6 - 13.2 l/100 km			
Consumption, high	11.3 - 11.0 l/100 km			
Consumption, extra high	11.7 - 11.5 l/100 km			
Consumption, combined	13.3 - 13.0 l/100 km			
Consumption, weighted (PHEV model series)		2.9 - 2.3 l/100 km	2.9 - 2.8 l/100 km	3.0 - 2.9 l/100 km
Electricity consumption, combined (weighted)		24.6 - 23.0 kWh/100 km	24.7 - 24.2 kWh/100 km	24.9 - 24.4 kWh/100 km
CO ₂ emissions, combined	302 - 295 g/km	66 - 62 g/km	67 - 64 g/km	69 - 65 g/km
All-electric range WLTP City (EAER City) – model series	–	49 - 50 km	49 - 49 km	49 - 50 km
All-electric range WLTP (EAER) – model series	–	48 - 50 km	47 - 48 km	46 - 47 km

Please note that technical data, fuel consumption and CO₂ emissions may differ in your market due to local law and regulations, please contact your Porsche Centre for more information.

1) All new vehicles offered by Porsche are type-approved according to WLTP. Official NEDC values derived from WLTP values are no longer available for new vehicles as of 1 January 2023 and can therefore not be provided. Where values are indicated as ranges, they do not refer to a single, specific vehicle and are not part of the offered product range. They are only for the purposes of comparison between different vehicle types. Additional equipment and accessories (add-on parts, tyre formats etc.) can change relevant vehicle parameters such as weight, rolling resistance and aerodynamics. These factors, in addition to weather, traffic conditions and driving behaviour, can influence the fuel/electricity consumption, CO₂ emissions, range and performance values of a vehicle. More information about the differences between WLTP and NEDC is available at www.porsche.com/wltp. As of: 01/2023

MACAN MODEL SPECIFICATIONS.

	Macan	Macan T	Macan S	Macan GTS
Consumption/emissions¹⁾	PDK	PDK	PDK	PDK
Particulate filter	yes	yes	yes	yes
Emissions standard	Euro 6d-ISC-FCM	Euro 6d-ISC-FCM	Euro 6d-ISC-FCM	Euro 6d-ISC-FCM
WLTP values				
Consumption, low	13.6 - 13.0 l/100 km	13.6 - 13.1 l/100 km	15.8 - 15.3 l/100 km	16.1 - 15.6 l/100 km
Consumption, medium	10.5 - 9.8 l/100 km	10.5 - 9.8 l/100 km	11.4 - 10.8 l/100 km	11.5 - 11.0 l/100 km
Consumption, high	9.4 - 8.8 l/100 km	9.3 - 8.8 l/100 km	10.1 - 9.5 l/100 km	10.1 - 9.8 l/100 km
Consumption, extra high	10.9 - 10.3 l/100 km	10.8 - 10.3 l/100 km	11.6 - 11.0 l/100 km	11.4 - 11.0 l/100 km
Consumption, combined	10.7 - 10.1 l/100 km	10.7 - 10.1 l/100 km	11.7 - 11.1 l/100 km	11.7 - 11.3 l/100 km
CO ₂ emissions, combined	243 - 228 g/km	242 - 229 g/km	265 - 251 g/km	265 - 255 g/km

Please note that technical data, fuel consumption and CO₂ emissions may differ in your market due to local law and regulations, please contact your Porsche Centre for more information.

1) All new vehicles offered by Porsche are type-approved according to WLTP. Official NEDC values derived from WLTP values are no longer available for new vehicles as of 1 January 2023 and can therefore not be provided. Where values are indicated as ranges, they do not refer to a single, specific vehicle and are not part of the offered product range. They are only for the purposes of comparison between different vehicle types. Additional equipment and accessories (add-on parts, tyre formats etc.) can change relevant vehicle parameters such as weight, rolling resistance and aerodynamics. These factors, in addition to weather, traffic conditions and driving behaviour, can influence the fuel/electricity consumption, CO₂ emissions, range and performance values of a vehicle. More information about the differences between WLTP and NEDC is available at www.porsche.com/wltp. As of: 01/2023

CAYENNE MODEL SPECIFICATIONS.

	Cayenne	Cayenne Coupé	Cayenne E-Hybrid	Cayenne E-Hybrid Coupé
Consumption/emissions¹⁾	8-speed Tiptronic S	8-speed Tiptronic S	8-speed Tiptronic S	8-speed Tiptronic S
Particulate filter	yes	yes	yes	yes
Emissions standard	Euro 6d-ISC-FCM	Euro 6d-ISC-FCM	Euro 6d-ISC-FCM	Euro 6d-ISC-FCM
WLTP values				
Consumption, low	17.8 - 16.5 l/100 km	17.8 - 16.5 l/100 km		
Consumption, medium	12.4 - 11.5 l/100 km	12.4 - 11.6 l/100 km		
Consumption, high	10.7 - 9.8 l/100 km	10.7 - 10.0 l/100 km		
Consumption, extra high	12.1 - 11.1 l/100 km	12.1 - 11.3 l/100 km		
Consumption, combined	12.5 - 11.5 l/100 km	12.5 - 11.6 l/100 km		
Consumption, weighted (PHEV model series)			3.7 - 3.1 l/100 km	3.7 - 3.2 l/100 km
Electricity consumption, combined (weighted)			26.5 - 25.1 kWh/100 km	26.5 - 25.4 kWh/100 km
CO ₂ emissions, combined	283 - 259 g/km	283 - 263 g/km	83 - 71 g/km	85 - 73 g/km
All-electric range WLTP City (EAER City) – model series	–	–	44 - 48 km	43 - 47 km
All-electric range WLTP (EAER) – model series	–	–	41 - 44 km	41 - 43 km

Please note that technical data, fuel consumption and CO₂ emissions may differ in your market due to local law and regulations, please contact your Porsche Centre for more information.

1) All new vehicles offered by Porsche are type-approved according to WLTP. Official NEDC values derived from WLTP values are no longer available for new vehicles as of 1 January 2023 and can therefore not be provided. Where values are indicated as ranges, they do not refer to a single, specific vehicle and are not part of the offered product range. They are only for the purposes of comparison between different vehicle types. Additional equipment and accessories (add-on parts, tyre formats etc.) can change relevant vehicle parameters such as weight, rolling resistance and aerodynamics. These factors, in addition to weather, traffic conditions and driving behaviour, can influence the fuel/electricity consumption, CO₂ emissions, range and performance values of a vehicle. More information about the differences between WLTP and NEDC is available at www.porsche.com/wltp. As of: 01/2023

	Cayenne S	Cayenne S Coupé	Cayenne GTS	Cayenne GTS Coupé
Consumption/emissions¹⁾	8-speed Tiptronic S	8-speed Tiptronic S	8-speed Tiptronic S	8-speed Tiptronic S
Particulate filter	yes	yes	yes	yes
Emissions standard	Euro 6d-ISC-FCM	Euro 6d-ISC-FCM	Euro 6d-ISC-FCM	Euro 6d-ISC-FCM
WLTP values				
Consumption, low	17.7 - 17.2 l/100 km	17.7 - 17.4 l/100 km	22.5 - 22.1 l/100 km	22.5 - 22.2 l/100 km
Consumption, medium	12.8 - 12.2 l/100 km	12.8 - 12.2 l/100 km	14.0 - 13.1 l/100 km	13.9 - 13.1 l/100 km
Consumption, high	11.1 - 10.0 l/100 km	11.1 - 10.2 l/100 km	12.0 - 11.3 l/100 km	12.0 - 11.3 l/100 km
Consumption, extra high	12.6 - 11.2 l/100 km	12.6 - 11.4 l/100 km	12.6 - 11.8 l/100 km	12.5 - 11.8 l/100 km
Consumption, combined	12.9 - 11.8 l/100 km	12.9 - 12.0 l/100 km	14.1 - 13.3 l/100 km	14.0 - 13.3 l/100 km
CO ₂ emissions, combined	292 - 268 g/km	292 - 271 g/km	319 - 301 g/km	318 - 302 g/km

Please note that technical data, fuel consumption and CO₂ emissions may differ in your market due to local law and regulations, please contact your Porsche Centre for more information.

1) All new vehicles offered by Porsche are type-approved according to WLTP. Official NEDC values derived from WLTP values are no longer available for new vehicles as of 1 January 2023 and can therefore not be provided. Where values are indicated as ranges, they do not refer to a single, specific vehicle and are not part of the offered product range. They are only for the purposes of comparison between different vehicle types. Additional equipment and accessories (add-on parts, tyre formats etc.) can change relevant vehicle parameters such as weight, rolling resistance and aerodynamics. These factors, in addition to weather, traffic conditions and driving behaviour, can influence the fuel/electricity consumption, CO₂ emissions, range and performance values of a vehicle. More information about the differences between WLTP and NEDC is available at www.porsche.com/wltp. As of: 01/2023

CAYENNE MODEL SPECIFICATIONS.

	Cayenne Turbo	Cayenne Turbo Coupé	Cayenne Turbo S E-Hybrid	Cayenne Turbo S E-Hybrid Coupé	Cayenne Turbo GT
Consumption/emissions¹⁾	8-speed Tiptronic S	8-speed Tiptronic S	8-speed Tiptronic S	8-speed Tiptronic S	8-speed Tiptronic S
Particulate filter	yes	yes	yes	yes	yes
Emissions standard	Euro 6d-ISC-FCM	Euro 6d-ISC-FCM	Euro 6d-ISC-FCM	Euro 6d-ISC-FCM	Euro 6d-ISC-FCM
WLTP values					
Consumption, low	22.9 - 21.9 l/100 km	22.9 - 22.0 l/100 km			22.9 - 22.9 l/100 km
Consumption, medium	14.0 - 13.4 l/100 km	14.0 - 13.4 l/100 km			14.3 - 14.3 l/100 km
Consumption, high	12.0 - 11.5 l/100 km	12.0 - 11.6 l/100 km			11.8 - 11.8 l/100 km
Consumption, extra high	12.6 - 12.0 l/100 km	12.6 - 12.1 l/100 km			12.6 - 12.6 l/100 km
Consumption, combined	14.1 - 13.5 l/100 km	14.1 - 13.5 l/100 km			14.1 - 14.1 l/100 km
Consumption, weighted (PHEV model series)			4.0 - 3.8 l/100 km	4.1 - 3.8 l/100 km	
Electricity consumption, combined (weighted)			25.9 - 25.3 kWh/100 km	25.9 - 25.4 kWh/100 km	
CO ₂ emissions, combined	319 - 305 g/km	319 - 307 g/km	92 - 86 g/km	92 - 87 g/km	319 - 319 g/km
All-electric range WLTP City (EAER City) – model series	–	–	41 - 42 km	40 - 42 km	–
All-electric range WLTP (EAER) – model series	–	–	39 - 40 km	39 - 40 km	–

Please note that technical data, fuel consumption and CO₂ emissions may differ in your market due to local law and regulations, please contact your Porsche Centre for more information.

¹⁾ All new vehicles offered by Porsche are type-approved according to WLTP. Official NEDC values derived from WLTP values are no longer available for new vehicles as of 1 January 2023 and can therefore not be provided. Where values are indicated as ranges, they do not refer to a single, specific vehicle and are not part of the offered product range. They are only for the purposes of comparison between different vehicle types. Additional equipment and accessories (add-on parts, tyre formats etc.) can change relevant vehicle parameters such as weight, rolling resistance and aerodynamics. These factors, in addition to weather, traffic conditions and driving behaviour, can influence the fuel/electricity consumption, CO₂ emissions, range and performance values of a vehicle. More information about the differences between WLTP and NEDC is available at **www.porsche.com/wltp**. As of: 01/2023

ინ الطرازات الميينة في هذا الكتيب معتمدة للسير على الطرقات في السوق الألمانية، ولا تتوفر بعض التجهيزات إلا كخيارات مقابل كلفة إضافية، وقد يختلف توفر الطرازات والخيارات بين سوق وأخرى نظراً للقيود والأحكام المحلية. للحصول على معلومات حول التجهيزات القياسية والاختيارية، يُرجى استشارة مركز بورشه الأقرب إليك. إن كل المعلومات المتعلقة بالبنية والميزات والتصميم والأداء والأبعاد والوزن واستهلاك الوقود وكلفة التشغيل هي صحيحة في وقت الطباعة (01/2023). وتحتفظ بورشه بحق إجراء تعديلات على المواصفات والتجهيزات وفهل التسليم بدون إشعار مسبق. قد تختلف الألوان عن تلك الميينة. السهو والخطأ جائزان في حال حدوثهما. للاطلاع على نصوص إخلاء المسؤولية باللغات الأخرى، يرجى زيارة www.porsche.com/disclaimer

Die dargestellten Fahrzeugmodelle zeigen die Ausstattung für die Bundesrepublik Deutschland. Sie enthalten zum Beispiel auch Individualausstattungen, die nicht zum serienmäßigen Lieferumfang gehören und nur gegen Aufpreis erhältlich sind. In verschiedenen Ländern sind aufgrund länderspezifischer Bestimmungen und Auflagen nicht alle Modelle bzw. Ausstattungen verfügbar. Bitte informieren Sie sich über den genauen Ausstattungsumfang bei Ihrem Porsche Zentrum/Händler oder Ihrem Importeur. Die Angaben über Konstruktion, Lieferumfang, Aussehen, Leistung, Maße, Gewicht, Kraftstoffverbrauch und Betriebskosten entsprechen dem Kenntnisstand zum Zeitpunkt der Drucklegung (01/2023). Änderungen von Konstruktion, Ausstattung und Lieferumfang sowie Abweichungen im Farbton und Irrtümer bleiben vorbehalten. Weitere Informationen sowie den Disclaimer in Landessprache finden Sie auf www.porsche.com/disclaimer

ამ პუბლიკაციაში წარდგენილი მოდერები დამტკიცებულია გერმანიის გზებზე გამოყენებისთვის. აღჭურვილობის ზოგიერთი ელემენტი მხოლოდ დამატებით ხარჯებით არის ხერმისაწვდომი. მოდერების და ოფციების ხერმისაწვდომობა შეიძლება იცვლებოდეს სხვადასხვა ბაზარზე ადგილობრივი შეზღუდვებიდან და რეგულაციებიდან გამომდინარე. სტანდარტული და დამატებითი აღჭურვილობის შესახებ ინფორმაციის მისაღებად დაუკავშირდით თქვენს პორშეს ცენტრს. ინფორმაცია რომელიც ეხება კონტრუქციას, ფუნქციებს, დიზაინს, დახასიათებებს, გაბარებებს, წონას, საწვავის მოხმარებას და საექსპლუატაციო ხარჯებს სწორია, რამდენადაც ჩვენთვის ცნობილია, დაბეჭდვის მომენტისთვის (01/2023). პორშე იტოვებს უფლებას შეცვალოს სპეციფიკაციები, აღჭურვილობა და მიწოდების პირობები წინასწარი შეტყობინების გარეშე. ფერები შეიძლება განსხვავდებოდეს ნაჩვენებისგან. შეცდომები და გამორჩენა გამორიცხულია. ყველა ენაზე პასუხისმგებლობების უარყოფების ნახვისთვის, გთხოვთ მიმართოთ www.porsche.com/disclaimer

Modeli, ki so predstavljeni v tej publikaciji, so odobreni za uporabo v cestnem prometu v Nemčiji. Nekateri deli opreme so na voljo le za doplačilo. Zaradi lokalnih omejitev in predpisov se lahko razpoložljivost modelov in možnosti razlikuje glede na trg. Za informacije o standardni in dodatni opremi se obrnite na najbližji center Porsche. Vsi podatki o izdelavi, lastnostih, obliki, delovanju, dimenzijah, teži, porabi goriva in tekočih stroških so bili ob tiskanju te publikacije (01/2023) po našem prepričanju točni. Družba Porsche si pridržuje pravico, da brez predhodnega obvestila spremeni značilnosti ter obseg opreme in dobave. Barve se lahko razlikujejo od barv na slikah. Pridržujemo si pravico do napak in izpustitev. Za izjavo o omejitvi odgovornosti v drugih jezikih obiščite spletno stran www.porsche.com/disclaimer

Los modelos de automóviles mostrados en esta publicación están homologados para su circulación en la República Federal Alemana. La disponibilidad de los modelos, así como el equipamiento ofertado puede variar de un país a otro debido a razones legales y/o regulaciones de carácter local. Para obtener información sobre los modelos y el equipamiento estándar y/u opcional disponible en su país, consulte en su Centro Oficial Porsche. Toda la información relacionada con la fabricación, características, diseño, prestaciones, dimensiones, peso, consumo de combustible y costes de mantenimiento de los automóviles mostrados responden a los datos actualizados en la fecha de impresión del presente documento (01/2023). Porsche se reserva el derecho de realizar modificaciones en las especificaciones, equipamiento y las condiciones de entrega de los automóviles mostrados en esta publicación sin previo aviso. Debido a la técnica de impresión, los colores reales de los automóviles podrían diferir de los mostrados en la presente publicación. Está prohibida la reproducción, en cualquier forma o por cualquier método, de la totalidad o de una parte de esta publicación sin la autorización por escrito de Dr. Ing. h.c. F. Porsche AG. Para acceder a esta publicación en otros idiomas, por favor consulte: www.porsche.com/disclaimer

Các dòng xe mô tô trong ấn phẩm này được phê duyệt sử dụng trên đường tại CHLB Đức. Một số trang thiết bị là tùy chọn tốn phí. Các dòng xe và tùy chọn có sẵn theo từng thị trường do các hạn chế và quy định tại từng địa phương. Để biết thêm thông tin chi tiết về trang bị tiêu chuẩn và tùy chọn, vui lòng liên hệ Trung Tâm Porsche của bạn. Tất cả thông tin về cấu tạo, đặc tính, thiết kế, hiệu suất, kích thước, trọng lượng, mức tiêu thụ nhiên liệu, và chi phí vận hành đều chính xác hết mức có thể tại thời điểm chuẩn bị in (01/2023). Porsche nắm giữ quyền thay đổi thông số kỹ thuật, trang thiết bị và phạm vi phân phối mà không phải báo trước. Màu sắc thực tế có thể khác biệt so với màu được thể hiện trong ấn phẩm. Lỗi và thiếu sót được miễn trừ. Vui lòng truy cập www.porsche.com/disclaimer để biết thêm thông tin chi tiết về việc miễn trừ trách nhiệm theo từng ngôn ngữ.

Os modelos de veículos ilustrados mostram o equipamento para a República Federal da Alemanha. Eles também incluem, p. ex., equipamentos individuais que não fazem parte do fornecimento de série e que estão disponíveis somente com um custo adicional. Devido a determinações e normas específicas dos países, nem todos os modelos ou equipamentos estão disponíveis em diversos países. Informe-se sobre o exato fornecimento no seu Porsche Center/na sua Concessionária Porsche ou no seu importador. Os dados sobre a estrutura, o fornecimento, a aparência, potência, as medidas, o peso, consumo de combustível e os custos de operação correspondem ao estado de conhecimento no momento da impressão (01/2023). Reserva-se o direito de alterações na estrutura, no equipamento e fornecimento, bem como diferenças na cor. Sujeito a erros. O aviso legal em todos os idiomas pode ser encontrado em www.porsche.com/disclaimer

本型錄所列之車型配備為德國市場的標準規格，部份所列配備為必需額外付費的選配項目，由於各國家地區法令與規定有所不同，因此並非所有車型與配備均有銷售，您可逕向您當地的保時捷展示中心/經銷商洽詢當地銷售車款及選用配備的詳情；有關結構、交付範圍、外觀、性能、尺寸、重量、油耗及維修成本的資訊在本型錄印刷時 (2023 年 01 月) 為正確無誤，保時捷保留逕行更動結構、配備、交付範圍及其他產品資訊之權利，實際顏色與本型錄所示的顏色或許會有些許差異，保時捷不承擔本型錄內容之錯誤或疏失責任。上述免責聲明的各種語言版本請詳見下列網址：www.porsche.com/disclaimer

本型錄所標示之油耗測試值係在保時捷實驗室內，依相關試驗標準於車體動力計上測得，實際道路行駛時，因受天候、路況、載重、使用空調系統、駕駛習慣及車輛維護保養等因素影響，其實際耗油量常高於測試值；台灣經濟部能源局測試值請上網搜尋經濟部能源局網站。

Les modèles photographiés dans la présente documentation (caractéristiques et équipements) sont ceux du marché allemand et correspondent aux normes applicables en Allemagne. Ils comportent par exemple des équipements optionnels avec supplément de prix, et certaines versions ou options ne sont pas disponibles dans tous les pays. Pour tout renseignement sur la disponibilité des options et le programme de livraison définitif, veuillez contacter un des Centres Porsche du Réseau Officiel. Les informations fournies ici sur la conception, la livraison, l'aspect extérieur des véhicules, les performances, les dimensions, le poids, les consommations de carburant ainsi que les frais de fonctionnement et d'entretien sont celles disponibles au moment de l'impression (01/2023). Sous réserve de toute modification dans la conception, l'équipement et le programme de livraison, de toute variation de teintes et de matériaux, ainsi que de toute erreur ou omission. Vous trouverez cette clause de non-responsabilité dans toutes les langues à l'adresse www.porsche.com/disclaimer

Le vetture raffigurate in queste pagine mostrano gli equipaggiamenti previsti per la Germania. Esse sono parzialmente dotate di equipaggiamenti personalizzati che non fanno parte della dotazione di serie e che vengono forniti con sovrapprezzo. In alcuni Paesi non sono disponibili tutti i modelli e tutti gli equipaggiamenti a causa di vincoli e disposizioni di legge. Per ulteriori informazioni sui modelli e sulla precisa dotazione puoi rivolgerti al tuo Centro Porsche. I dati relativi a costruzione, equipaggiamento, forma, prestazioni, dimensioni, peso, consumi e costi di manutenzione delle vetture sono aggiornati al momento della stampa (01/2023). Con riserva di modifiche alla costruzione, all'entità della fornitura e degli equipaggiamenti come pure alla tonalità dei colori. Salvo errori e omissioni. All'indirizzo www.porsche.com/disclaimer è disponibile la dichiarazione di non responsabilità in tutte le lingue.

このカタログに使用されている写真および記載の諸元、寸法、仕様等は2023年1月時点のものであり、日本に導入される車両と一部異なる場合があります。またオプション装備品は、日本に導入されないものも含まれます。また、仕様および装備は予告なく変更する場合があります。掲載の写真等の色は実際と異なる場合があります。詳しい装備や仕様については、ポルシェ正規販売店までお問い合わせください。

Modeli prikazani u ovom izdanju odobreni su za upotrebu na cestama u Njemačkoj. Neki dijelovi opreme dostupni su samo uzdodatnu nadoplatu. Dostupnost modela i mogućnosti može se za različita tržišta razlikovati uslijed lokalnih ograničenja i propisa. Za informacije o standardnoj i dodatnoj opremi obratite se svome Porsche centru. Svi podaci o konstrukciji, značajkama, dizajnu, performansama, dimenzijama, masi, potrošnji goriva i troškovima održavanja prema našim su saznanjima točni u trenutku odlaska u tisak (01/2023). Porsche zadržava pravo na izmjenu specifikacija, opreme i opsega isporuke bez prethodne obavijesti. Boje se mogu razlikovati od prikazanih. Pogreške i propusti isključeni. Izjavu o ograničenju odgovornosti na svim jezicima potražite na adresi www.porsche.com/disclaimer

Šiame leidinyje pateikti modeliai yra patvirtinti naudoti keliuose Vokietijoje. Kai kurios įrangos dalys yra prieinamos tik papildomai apmokant. Dėl vietinių apribojimų ir taisyklių galimi modeliai ir pasirinkimai gali skirtis priklausomai nuo rinkos. Norėdami sužinoti apie standartinę ir papildomą įrangą, kreipkitės į savo „Porsche“ centrą. Visa informacija apie konstrukciją, savybes, dizainą, eksploatacines savybes, matmenis, svorį, degalų sąnaudas ir eksploatacines išlaidas yra teisinga, kiek mums žinoma, įą ruošiant spausdinti (01/2023). „Porsche“ pasilieka teisę be išankstinio įspėjimo keisti specifikacijas, įrangą ir pristatymo apimtį. Spalvos gali skirtis nuo pateiktų iliustracijose. Išimtos klaidos ir praleidimai. Atsakomybės apribojimas visomis kalbomis pateikiamas svetainėje www.porsche.com/disclaimer

Моделите опишани во ова издание се одобрени за употреба на патишта во Германија. Некои ставки од опремата се достапни само како опции со дополнителен трошок. Достапноста на моделите и опциите може да се разликува во зависност од пазарот поради локалните ограничувања и прописи. За информации околу стандардната и изборната опрема, советувајте се со Porsche центарот. Сите информации во врска со конструкцијата, функциите, дизајнот, перформансите, димензиите, тежината, потрошувачката на гориво и трошоците за одржување се точни според нашите најдобри сознанија во времето на печатењето (01/2023). Porsche го задржува правото да ги измени спецификациите, опремата и опсезите на испорака без претходно известување. Боите може да се разликуваат од тие на сликите. Грешките и пропустите се исклучени. За одрекувањето од одговорност на сите јазици, погледнете во www.porsche.com/disclaimer

Modele przedstawione w niniejszej publikacji są zatwierdzone do użytku drogowego. Niektóre elementy wyposażenia występują wyłącznie jako opcje oferowane za dopłatą. Ze względu na lokalne przepisy i ograniczenia dostępność poszczególnych modeli i opcji może być różna w zależności od konkretnego rynku. Aby uzyskać informacje na temat wyposażenia standardowego i opcjonalnego, prosimy o kontakt z najbliższym Porsche Centrum. Wszystkie informacje dotyczące konstrukcji, właściwości, stylistyki, osiągow, wymiarów, mas, zużycia paliwa i kosztów eksploatacji są, zgodnie z naszą najlepszą wiedzą, prawidłowe w chwili publikacji (01/2023). Porsche zastrzega sobie prawo do zmiany specyfikacji oraz zakresu wyposażenia i dostaw bez uprzedzenia. Rzeczywiste kolory mogą różnić się od kolorów przedstawionych na ilustracjach. Zastrzega się prawo do błędów i pominięć. Noty prawne w poszczególnych językach znajdziesz na stronie www.porsche.com/disclaimer

Modely uvedené v tejto publikácii sú schválené pre premávku na cestných komunikáciách v Nemecku. Niektoré položky výbavy sú k dispozícii iba za príplatok. Dostupnosť modelov a prvkov výbavy sa môže v jednotlivých krajinách líšiť z dôvodu miestnych obmedzení a nariadení. Pre viac informácií o štandardnej a doplnkovej výbave sa obráťte na vaše Porsche Centrum. Všetky informácie týkajúce sa konštrukcie, funkcií, dizajnu, výkonnosti, rozmerov, hmotností, spotreby paliva a prevádzkových nákladov sú podľa našich najlepších znalostí správne v čase odoslania do tlače (01/2023). Spoločnosť Porsche si vyhradzuje právo na zmeny špecifikácií, výbavy a dodania bez predchádzajúceho upozornenia, takisto aj právo na chyby a odchýlky. Farby sa môžu líšiť od tých, ktoré sú vyobrazené. Dokument Zrieknutie sa zodpovednosti v požadovanom jazyku si môžete pozrieť na adrese www.porsche.com/disclaimer

Modelele din această publicație sunt omologate pentru șoselele din Germania. Unele echipamente sunt disponibile doar opțional, contra cost. Disponibilitatea modelelor și opțiunile pot varia de la piață la piață din cauza restricțiilor și reglementărilor locale. Pentru informații privind echipamentele standard și cele opționale, consultați Centrul dvs. Porsche. Toate informațiile privind construcția, caracteristicile, designul, performanțele, dimensiunile, greutatea, consumul de combustibil și costurile de funcționare sunt corecte la momentul tipăririi (01/2023). Porsche își rezervă dreptul de a modifica specificațiile, echipamentele și termenile de livrare fără notificare prealabilă. Culorile pot fi diferite de cele ilustrate. Erorile și omisiunile sunt exceptate. Pentru precizări legale în fiecare limbă, consultați www.porsche.com/disclaimer

Bu katalogta yer alan modeller Almanya'daki sürüş koşullarına göre test edilerek onaylanmıştır. Bazı donanımlar ekstra ücrete tabi opsiyonel seçenekler olarak sunulmaktadır. Mevcut modeller ve donanım seçenekleri, yerel sınırlamalar ve düzenlemelere bağlı olarak ülkeler arasında farklılık gösterebilir. Standart ve opsiyonel donanımlara ilişkin bilgi için lütfen Porsche Merkezleri ile iletişim kurun. Tüketim, özellikler, tasarım, performans, boyutlar, ağırlık, yakıt tüketimi ve bakım masrafları ile ilgili tüm bilgiler, bu katalogun basıldığı tarihteki bilgiler ile hazırlanmıştır (01/2023). Porsche, önceden bildirimde bulunmaksızın spesifikasyonları, donanım özelliklerini ve teslimat kapsamını değiştirme hakkını saklı tutar. Hata ve ihmaller hariç, renkler resimlerde görülen renklerden farklılık gösterebilir. Her dildeki yasal bildiri için lütfen www.porsche.com/disclaimer adresini ziyaret edin.

The vehicle models featured in this publication present the equipment for Germany. They also contain, for example, individual equipment that is not part of the standard scope of delivery and is only available at extra cost. The availability of models and equipment may vary from one country to another due to local restrictions and regulations. For information on the precise equipment scope, please consult your Porsche Centre/dealer or your importer. All information regarding construction, features, design, performance, dimensions, weight, fuel consumption and running costs is correct to the best of our knowledge at the time of going to print (01/2023). Porsche reserves the right to alter design specifications, equipment and delivery scopes. Colours may differ from those illustrated. Errors and omissions excepted. For the disclaimer in every language, please refer to www.porsche.com/disclaimer

© Dr. Ing. h.c. F. Porsche AG, 2023
Any duplication, reproduction or other use without the prior written consent of Dr. Ing. h.c. F. Porsche AG is not permitted.

Dr. Ing. h.c. F. Porsche AG supports the use of paper from sustainable forests. The paper for this catalogue is certified in accordance with the strict regulations of the FSC® (Forest Stewardship Council®). Porsche, the Porsche Crest, 911, Carrera, 718, Boxster, Cayman, Cayenne, Macan, Panamera, Taycan, PDK, PCM and other marks are registered trademarks of Dr. Ing. h.c. F. Porsche AG.

Dr. Ing. h.c. F. Porsche AG
Porscheplatz 1
70435 Stuttgart
Germany
www.porsche.com
Valid from: 10/2022
Printed in Germany
WSLU23000220 EN/WW

