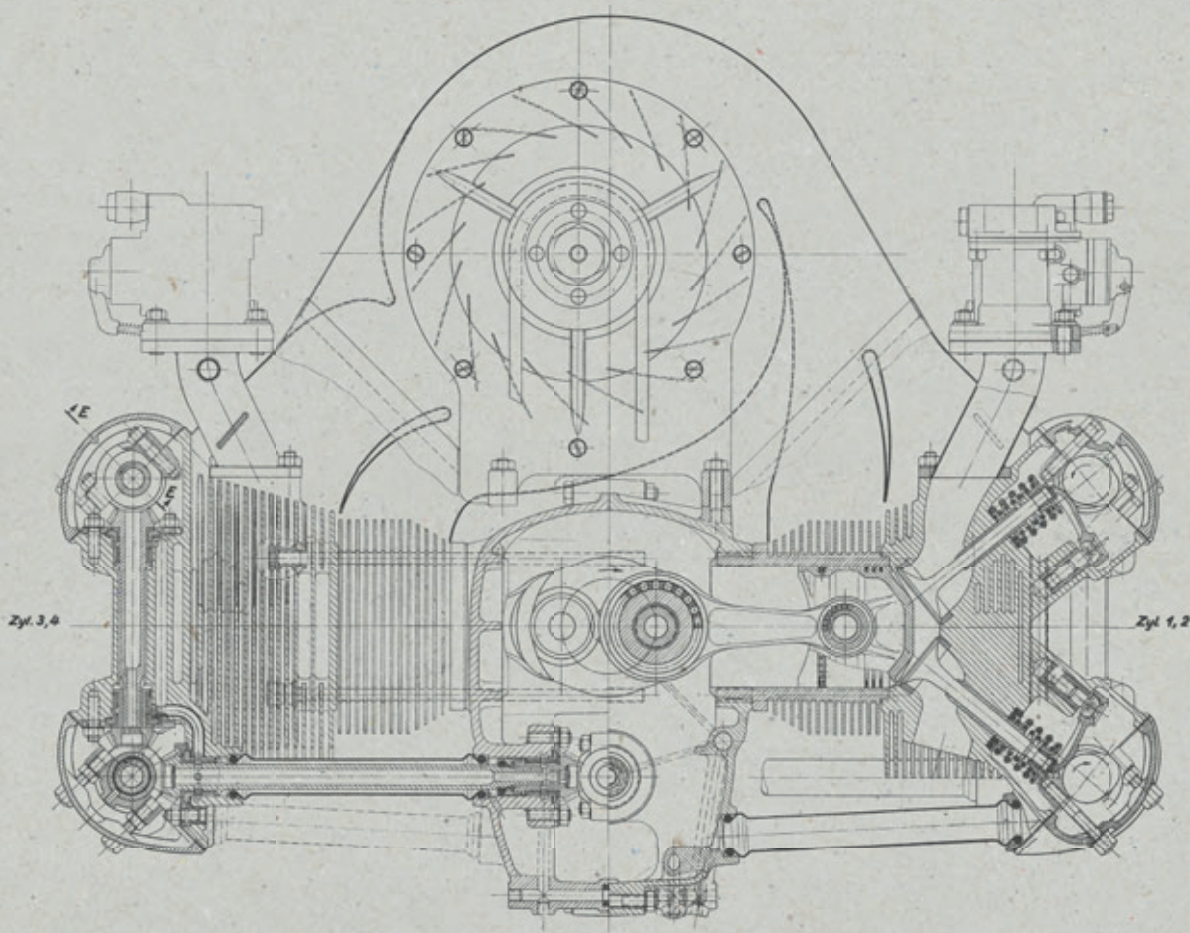


# ORIGINALE


Teile  
Typen  
Technik

01 | News and products from Porsche Classic



PORSCHE

# 1950 02



## February 1950

Ferry Porsche (lower right) with his father, Ferdinand Porsche (at the drawing board) in the former Porsche design office in Stuttgart-Zuffenhausen. Front left, engine designer Leopold Jäntsche with a 1100-cc engine for the first 356.

Because the plant (now Plant 1) was still occupied by Americans, the design office had been accommodated in a makeshift hut right next to the plant. It wasn't until the end of 1955 that Porsche KG could go back into the plant.

# ORIGINALE – The Porsche Classic catalogue

Dear Reader,

A Porsche has always been different from any other car. In the consistency of its concept, its design and its production. This standard still applies to every Porsche today. And it applied to the very first car to bear the Porsche name – the Porsche 356 No. 1. “I would have built it exactly the same way, right down to the last screw,” said Ferdinand Porsche when he saw his son Ferry’s design. Thereby acknowledging the consistency of the first Porsche, right down to the very last detail. And from racing we know that it is often the smallest, apparently most insignificant parts that can determine whether a race is won or lost.

This understanding of the significance of each individual part and their perfect interaction is what makes a Porsche. A standard that applies to each individual part that Porsche Classic offers and which applies

all the more to the work performed by the Porsche Classic Partners throughout the world who have our seal of approval. So you can be sure that your classic Porsche is in the best hands.

However, a lot of our parts involve more than the engineering skill that goes into their development and the care taken in their production. Behind every part there are the people who conceived and designed it. Who rigorously put it through its paces and made it better. Every part has a story that contributes to the overall value of your classic Porsche. Did you know why there were grey cast iron reinforcements fitted behind the bumpers of the early 911 models? And why we no longer do that? Do you know that you can improve the drive of your classic 993 with our new edition shock absorbers? Or how you can tell the difference between a Porsche

Crest from 1994 and one from the sixties? And are you sure your Porsche has the right one?

The consistency that Ferry Porsche applied right down to the smallest detail is also the driving force behind the sixty or more people at Porsche Classic when it comes to keeping original Porsche as original as possible. Which is why this catalogue, giving you a glimpse behind the scenes at Porsche Classic, is called “ORIGINALE”. Discover facts and stories about parts, types and techniques that you didn’t know before. We present more than 30 pages of new features from the Porsche Classic parts range, for you to keep your classic Porsche in the very best condition.

Enjoy your original!

The Porsche Classic Team.

2016 01

---

# Classic Parts

---

**New and proven**

Browse a selection of product highlights and reissues from our comprehensive range of more than 52,000 Porsche Classic Genuine Parts. Our Porsche Classic Partners and Porsche Centres will be pleased to give you any advice that you might need. Go to [www.porsche.com/classic](http://www.porsche.com/classic) for further details.




---

## Part 01

On the following pages, we showcase a selection of Porsche Classic Genuine Parts organised by component.

---



## Engine

---

### Red oil filter

Part no. **93010776403**

The **oil filter**: original and 'Made in Germany'. With red housing and 'PUROLATOR' label, it replicates the **oil filter** fitted in the car of the time.

**911 T/E** (1972–1973)

**911 G** (1974–1989)

**964** (1989–1994)



### Red oil filter

Part no. **90110720310**

Original and 'Made in Germany', the **oil filter** with red housing and 'PUROLATOR' label replicates the **oil filter** fitted in the car of the time.

**914/6** (1970–1972)

**911 F** (1965–1971)

**911 S** (1972–1973)



### Red oil filter

Part no. **92810720107**

The **oil filter** for the 928 (1978–1995) also replicates the **oil filter** that came in the car of the time. With red housing and 'PUROLATOR' label. Original and 'Made in Germany'.

**928** (1978–1995)



### Porsche Classic Motoroil

**20W-50, 1 litre**

Part no. **00004320928**

Specially formulated for the early air-cooled boxer engines: mineral Porsche Classic **Motoroil** with a viscosity of **20W-50**.

**356** (1950–1965)

**914** (1970–1976)

**911 F** (1965–1973)

**911 G** (1974–1977;

up to 2.7 litres displacement)



### Porsche Classic Motoroil

**20W-50, 5 litres**

Part no. **00004320929**

This mineral **motoroil** with **20W-50** viscosity is specially formulated for the air-cooled models.

**356** (1950–1965)

**914** (1970–1976)

**911 F** (1965–1973)

**911 G** (1974–1977;

up to 2.7 litres displacement)



### Porsche Classic Motoroil

**10W-60, 1 litre**

Part no. **00004320930**

A true high-performance oil for the air-cooled six-cylinder horizontally opposed boxer engines: new and fully synthetic Porsche Classic **Motoroil** with **10W-60** viscosity.

**911 G** (1978–1989;

from 3.0 litres displacement)

**964** (1989–1994)

**993** (1994–1998)



### Porsche Classic Motoroil

**10W-60, 5 litres**

Part no. **00004320931**

This fully synthetic **motoroil** with a viscosity of **10W-60** is a true high-performance oil for the air-cooled six-cylinder horizontally opposed boxer engines.

**911 G** (1978–1989;

from 3.0 litres displacement)

**964** (1989–1994)

**993** (1994–1998)





### Tappet

Part no. **61610520100**

The **tappet** controls the valves on type 1300 and 1600 engines. Eight of these **tappets** are needed for an engine overhaul.

**356** (1950–1959)

---

### 27 mm venturi

Part no. **90110098303**

This **venturi** with a diameter of 27 mm is suitable for Weber carburetors.

**914/6** (1970–1972)

**911 F** (1965–1971)

---



### Oil cooler with hose fitting

Part no. **91110704102**

The reissued **oil cooler with hose fitting**, now returning outstanding figures, is back in store at your Porsche Classic Partner or Porsche Centre. It sets itself apart from comparable reproductions on the aftermarket by being considerably lighter and better performing. Matches the original in terms of performance, weight and appearance. The **oil cooler with hose fitting** screws directly onto the crankcase and keeps the engine oil cool.

**911 F** (1972–1973)

**911 G** (1974–1989)

---

### Air filter

Part no. **99611013104**

**986** (1997–2004)



### Oil cooler with screw socket

Part no. **90110704103**

The **oil cooler with screw socket** screws directly onto the crankcase and keeps the engine oil cool. The reissued **oil cooler with screw socket**, now returning outstanding figures, is back in store. It sets itself apart from comparable reproductions on the aftermarket by being considerably lighter and better performing. Matches the original in terms of performance, weight and appearance. The **oil cooler with screw socket** screws directly onto the crankcase and keeps the engine oil cool.

**911 F** (1965–1971)

---

### Air mass flow sensor

Part no. **99660612300**

**986** (1997–1999)

**996** (1998–1999)



### Air supply pipe, left

Part no. **546 06063**

### Air supply pipe, right

Part no. **546 06064**

Manufactured by the original Porsche supplier, the **air supply pipe** right and left is now available from Porsche Classic once again. It carries warm air into the intake manifold of the carburettor. The air supply pipe shown here is for the right-hand side.

**356** (1950–1965)

**912** (1965–1969)

---

### Oil splash tube

Part no. **90110536201**

Original and 'Made in Germany': the aluminium **oil splash tube** in the camshaft housing is designed to lubricate the camshaft and rocker arms. Since soiling and sludging is unavoidable over many years of operation, and could even find a way into the engine compartment, Porsche Classic recommends that the **oil splash tube** should be renewed each time the engine is overhauled.

**914/6** (1970–1972)

**911 G** (1974–1979)





### Radiator coil

Part no. **91110704700**

After a long absence, the **radiator coil** is monopolising the market. Forming part of the substantial oil cooling circuit, it is fitted in the front right wheel arch. Connection points are sealed with plastic caps to prevent the ingress of dirt.

**911 F** (1970–1973)

---

### Intake hose

Part no. **91110723300**

The perfect connection between the oil tank and oil cooler.

**911 G** (1974–1989)



### Intake hose

Part no. **93010723302**

Provides the perfect connection between the oil tank and oil cooler.

**911 G** (1978–1989)



### V-belt pulley half

Part no. **93010620902**

The **V-belt pulley half** for driving the alternator is a precision part that has been manufactured to the original specifications. Reproducing the appearance of the part fitted in the car of the time, it makes the engine compartment glisten with its former, original sheen.

**911 G** (1974–1989)

---

### Microswitch

Part no. **91160601303**

For perfect control, and guaranteed 'Made in Germany': the **microswitch** on the throttle valve for controlling the engine management system.

**911 G** (1984–1989)



### Maintenance set

Part no. **92810093110**

This **maintenance set** is for the periodic care of engine types M28.50 and M28.49. It consists of eight spark plugs (part no. 99917018990), one oil filter (part no. 92810720105), one sealing ring (part no. 90012301130), one air filter insert (part no. 92811018503) and one air filter cartridge (part no. 92811344500).

**928** (1992–1995; M28.49/50)

---

### Vacuum unit

Part no. **477905243**

Produced by the original supplier to the latest standards: the vacuum unit for perfect operation of the distributor. In combination with the distributor, the **vacuum unit** ensures that the ignition point is always correctly timed, whatever the operating conditions.

**924** (1980–1988)

---



### Gear wheel for the camshaft drive

Part no. **94410512507**

The gear wheel on the crankshaft. For the 944 from model years 1987 to 1991 with engine types M44.40 and M44.41, and for the 968 from model years 1992 to 1995 with engine types M44.43 and M44.44. An absolute precision part, manufactured to the original specifications and with cutting-edge production techniques. A new edition. Exclusive to Porsche Classic.

**944** (1987–1991)

**968** (1992–1995)

---

### Seal for air filter insert in housing

Part no. **90110821502**

**914/6** (1970–1972)

**911 F** (1965–1973)

**911 G** (1974–1977)



### Spacer sleeve 65.8 mm

Part no. **93011043601**

**911 G** (1975–1989)

**964** (1992–1994; Turbo only)







**Balance shaft belt**  
Part no. **94410221904**

**944** (1982–1991)  
**968** (1992–1995)



**Top rubber mounting**  
Part no. **94410615503**

For locating the water cooler.

**924** (1986–1988)

**Microswitch**  
Part no. **91160601903**

**964** (1989–1994; M64.01)



**Spacer sleeve 70.5 mm**  
Part no. **93011043600**

**911 G** (1975–1977; Turbo only)



**Bumper end cap rear right**  
Part no. **91150534200**

**Bumper end cap rear left**  
Part no. **91150534100**

**911 G** (1974–1983)

**Piston and cylinder set  
(596 – 604 G)**  
Part no. **99310391533**

**993** (1996–1998)



**Gasket set for valve cover**  
Part no. **93010590201**

**911 G** (1974–1989)  
**964** (1989–1994)



**Gasket**  
Part no. **369 082641**

**356** (1950–1959)



**Gasket**  
Part no. **369 08264**

**356** (1950–1954)  
for 1,100 cc engines

**Leaf spring**  
Part no. **69535278592**

**356** (1960–1965)



**Locking clamp**  
Part no. **91110816700**

**911 F** (1970–1973)  
**911 G** (1974–1977)



**Rubber grommet for  
suspending the motoroil cooler**  
Part no. **9997020795A**

**928** (1990–1995)



**Boot**  
Part no. **94411035804**

**924 S** (1986–1988)  
**944** (1982–1991)

**Crankcase 944 3.0-litre,  
without pistons**  
Part no. **94410096200**

**944** (3.0-litre engine M44.41)



**Crankcase 924 S, 944  
2.5-litre, without pistons**  
Part no. **94410096000**

**924 S** (1986–1988)  
**944** (2.5-litre engine;  
M44.01–M44.10)





**Crankcase 968 3.0-litre,  
without pistons**  
Part no. **94410096300**

**968** (3.0-litre engine M44.43/44)



**Crankcase 944 2.7-litre,  
without pistons**  
Part no. **94410096100**

**944** (2.7-litre engine M44.11/12)

**Throttle housing**  
Part no. **96411025020**

**964 Turbo** (1993–1994)



**Ball seat nut A14x1.5**  
Part no. **N 0201121**

**356** (1950–1965)  
**914** (1970–1976)  
**924** (1976–1988)  
**911 F** (1965–1973)  
**911 G** (1974–1983)



**Fan**  
Part no. **99662413500**

**986** (1997–2004)  
**996 GT3** (2000–2005)



**O-ring for  
throttle housing**  
Part no. **99970178040**

**959** (1987–1988)

## Fuel / exhaust system

**Sports exhaust system**  
Part no. **00004420021**

The **exhaust system in sports design** for the Porsche 996 from model years 1998 to 2005. Not available for the Porsche GT3 or for Australia, Japan and Taiwan country variants.

**996** (1998–2005)



**Fuel tank, 62-litre**  
Part no. **91120190402**

The **62-litre fuel tank**: produced with optimised original tooling and in accordance with the original manufacturing techniques.

**911 F** (1969–1973)

**Fuel tank, plastic, 85-litre**  
Part no. **91120101013**

The **85-litre plastic fuel tank** for the 911 Carrera RS 2.7 and the 911 from model years 1969 to 1973 is back. Advantages over a steel tank: lighter and longer-lasting. In addition, it is 'Made in Germany' by the former series production supplier.

**911 F** (1969–1973)





**Exhaust silencer**  
Part no. **91111102505**

Classic Porsche sound: the relaunched **exhaust silencer** impressively reproduces the unmistakable, typical 911 sound of the 1970s. Now it's back and looks just like the original: typical matt grey with heat-resistant coating. Manufactured to the highest quality standards by a supplier with decades of proven experience, the **exhaust silencer** also bears – of course – the Porsche trademark.

**911 F** (1965–1973)

**Fuel return line**  
Part no. **91135606407**

'Made in Germany' and available exclusively from Porsche Classic: the Y-manifold for the **fuel return line**. Fitted between the fuel pump and fuel filter, it returns fuel to the fuel tank. For mechanical injection.

**911 G** (1974–1977)



**Angle bracket**  
Part no. **61621124300**

**356** (1960–1965)



**Exhaust pipe**  
Part no. **95911117801**

**959** (1987–1988)

**Fuel pump**  
Part no. **043906091**

**914** (1975–1976)



**Fuel tank seal**  
Part no. **64420127900**

**356** (1950–1965)



**Tailpipe**  
Part no. **99611125155**

**996** (1998–2001)



**Narrow V-belt 9.5 x 710**  
Part no. **9991921765A**

**914/6** (1970–1972)  
**911 F** (1965–1973)  
**911 G** (1974–1989)

**Turbocharger**  
Part no. **93012300302**

**964 Turbo** (1991–1994)



## Transmission

**Lever shaft**  
Part no. **91511613307**

**911 F** (1970–1973)  
**911 G** (1974–1977)



**Guide sleeve**  
Part no. **96430403102**

For the first and second gear of transmission types G64.00/01/02.

**964** (1989–1994)



## Front axle / steering

---

**Switch housing without cruise control**  
Part no. **91161332800**

**Switch housing** without cruise control. Reissued set with top and bottom sections for enclosing the wiper and direction indicator switch on the steering column. Designed for optimum accuracy of fit and identical to the original in appearance.

**911 G** (1974–1989)



**Wishbone top right**  
Part no. **92834102837**

**Wishbone top left**  
Part no. **92834102737**

For the perfect handling of your classic car: the reissued and particularly robust **top right wishbone** for the front axle.

**928** (1986–1995)



**Level control unit**  
Part no. **95935861501**

A highly complex component for the technology flagship of the 1980s: the **level control unit** for the 959 chassis. It requires specialist know-how to manufacture this component, which is why it is available as a genuine part exclusively from Porsche Classic.

**959** (1987–1988)



**Sports steering wheel in black leather (without airbag)**

Part no. **968347084008YR**

Practically a Porsche Classic in itself: the 36-cm diameter three-spoke **sports steering wheel** in black **leather** embossed with the Porsche Crest.

**944** (1986–1991)

**968** (1992–1995)

**964** (1989–1990)



**Shock absorber**  
Part no. **PCG34350100**

The **shock absorber** for the front axle.

**356** (1950–1955)



**Spacer ring**  
Part no. **69534110801**

**356** (1963–1965)



**Strut**  
Part no. **91134103101**

**911 G** (1974–1989; excluding Turbo)



**Strut**  
Part no. **93034103102**

**911 G** (1975–1989; Turbo only)



**Bearing bush**  
Part no. **644 41103**

**356** (1956–1965)



**Hexagon-head screw M10x17**  
Part no. **90007503701**

**356** (1956–1960)





**Guide bush**

Part no. **111953535D**

- 914** (1972–1974)
- 911 F** (1972–1973)
- 911 G** (1974–1977)



**Driver**

Part no. **644 412021**

- 356** (1956–1965)



**Bolt**

Part no. **644 41511**

- 356** (1950–1965)



**Grease for grease gun**  
Part no. **PCG04311000**

- 356** (1950–1965)
- 914** (1970–1976)
- 924** (1976–1988)
- 928** (1978–1995)
- 944** (1982–1991)
- 968** (1992–1995)
- 911 F** (1965–1973)
- 911 G** (1974–1989)
- 959** (1987–1988)
- 964** (1989–1994)



**Spacer washer**

Part no. **356 41446**

- 356** (1950–1965)



**Stop**

Part no. **644 41204**

- 356** (1956–1965)



**Front axle rubber bearing**

Part no. **PCG 41602**

- 356** (1950–1965)

**Sealing ring for upper lever**

Part no. **644 41403**

- 356** (1956–1965)



**Sealing ring for collar stud**

Part no. **644 41409**

- 356** (1956–1965)

**Level control unit**

Part no. **95935861700**

- 959** (1987–1988)



**Heat control box**

Part no. **99357208701**

- 993** (1994–1998)



**Steering arm tab washer**

Part no. **644 47305**

- 356** (1950–1959)



**Shock absorber strut, right**

Part no. **91134104233**

**Shock absorber strut, left**

Part no. **91134104133**

- 911 G** (1974–1989)



## Rear axle

---

### Cross member

Part no. **99333113106**

This aluminium **cross member** for the Porsche 993 from model years 1994 to 1998 is fitted in the left or right rear axle suspension. Caution: not suitable for the 993 Turbo!

**993** (1994–1998)



### Support, left

Part no. **644 34023**

### Support, right

Part no. **644 34024**

**356** (1956–1963)

## Wheels, brakes

---

### Brake line clip

Part no. **64435165101**

Made by the original Porsche supplier, the clip for fastening the **brake line** to the rear axle is now available again from Porsche Classic.

**356** (1956–1965)



### First oversize brake shoe

Part no. **69535103352**

**Oversize brake shoe** with a lining 40 mm wide and 7.5 mm thick. The first oversize is suitable for used brake drums, provided the instructions in the respective repair guide are observed.

**356** (1950–1963)

### Brake shoe

Part no. **69535103302**

The **brake shoe** with a lining 40 mm wide and 7 mm thick is suitable for new or as-new brake drums, provided the instructions in the respective repair guide are observed.

**356** (1950–1963)





**Decorated hub cap  
in Platinum Metallic**  
Part no. **477601051G**

The beloved centre of the Porsche rim: the **decorated hub cap in Platinum Metallic** with embossed Porsche Crest. Compatible with Porsche models 924 Turbo, 924S, 944, 928, 911 Carrera/Turbo equipped with rim 92836102105, 92836211501, 94436211301, 92836211701 or 94436211501. The Crest is created with original embossing tools – and to the highest of standards. The hub cap is made from forged aluminium and is perfectly coordinated with the hue of the associated rim. A guaranteed highlight.

- 924** (1980–1988)
- 928** (1978–1991)
- 944** (1985–1991)
- 964** (1989–1994)

**'Porsche Classic' tyre pressure gauge with leather pouch**  
Part no. **91172220200**

Modern engineering with a classic design. For all models.



**Crested plaque  
for hub cap**  
Part no. **PCG55980100**

'Made in Germany' and available only from Porsche Classic: the **plaque** with full-colour embossed **Porsche Crest** for **hub caps** 90136130104 or 90136130111.

- 356** (1950–1955)
- 914** (1970–1976)
- 911 F** (1965–1973)

**Brake pad repair set**  
Part no. **94435195103**

For the regular maintenance of your classic car: the **brake pad repair set** of proven quality – typical Porsche brake pads are manufactured with the use of special materials.

- 924** (1976–1988)
- 928** (1978–1982)
- 944** (1982–1989)



**Warning contact rear**  
Part no. **95961231202**

Available exclusively from Porsche Classic: the **warning contact** for the brake pad wear indicator of the rear axle.

- 959** (1987–1988)

**Decorated hub cap**  
Part no. **SOW91103811**

This black **decorated hub cap** with full-colour embossed Porsche Crest is suitable for all vehicles with Fuchs wheels having a decorated hub cap receptacle diameter of 71 mm.

- 914** (1970–1976)
- 911 F** (1965–1973)
- 911 G** (1974–1989)



**Brake disc, left**  
Part no. **93035104703**

**Brake disc, right**  
Part no. **93035104803**

- 911 G** (1981–1989)



**Fixed caliper without lining, left**  
Part no. **99635142501**

**Fixed caliper with lining, right**  
Part no. **99635142601**

- 996** (1998–2005)

**Perforated disc wheel in Silver Metallic 6 J X 15 ET 36**

Part no. **91136102100**

- 911 F** (1970–1973)
- 911 G** (1978–1983)



**Return spring**  
Part no. **356 42172**

- 356** (1950–1965)





**Spring seat**  
Part no. **251609289**

**356** (1950–1965)

---



**Compression spring**  
Part no. **644 42208**

**356** (1950–1965)

---



**'Turbo' decorated hub cap**  
Part no. **9933613030261M**

**993 Turbo** (1995–1998)

---



**Wheel bolt**  
Part no. **356 34132**

**356** (1950–1965)

---



**Brake caliper, left**  
Part no. **93035109103**

**Brake caliper, right**  
Part no. **93035109203**

**911 G** (1978–1989)

---

**Roll pin**  
Part no. **356 42169**

**356** (1950–1965)

---



**Damping mat**  
**1.000 × 500 × 2.3 mm**  
Part no. **PCG55690200**

**356** (1950–1965)  
**914** (1970–1976)  
**911 F** (1965–1973)  
**911 G** (1974–1989)  
**964** (1989–1994)  
**993** (1994–1998)

---

**Rear brake disc**  
Part no. **95135204103**

At Porsche, the only genuine part designed for standing still.

**928** (1983–1995)  
**944** (1985–1986)

---



---

## Hand lever / pedal assembly

---

**Tiptronic shift knob, black**  
Part no. **99642606905EKQ**

**986** (1997–2004)

---



**Clutch cable with lubricating nipples**  
Part no. **356 23058**

Original styling.  
Exclusive to Porsche Classic.  
'Made in Germany'.

**356** (1950–1959)

---







**Throttle linkage**  
Part no. **356 23020**

**356** (1950–1959)



**Clutch cable guide**  
Part no. **644 23209**

**356** (1950–1959)

**Gear lever**  
Part no. **91442401603**

**914/6** (1970–1972)  
**911 F** (1965–1973)



**Tiptronic gear selector lever cable**  
Part no. **94442603305**

**968** (1992–1995)



## Bodyshell

**Trim frame half, left**  
Part no. **64454191106**

**Trim frame half, right**  
Part no. **64454191206**

The **trim frame half** in chrome look means that even the wind-screen can be given an elegant, eye-catching touch.

**356** (1960–1965)



**Right armrest with handle**  
Part no. **PCG55504223**

**Left armrest with handle**  
Part no. **PCG55504123**

Thanks to the development of new tools, Porsche Classic is making the **right armrest with handle** and left without handle available once more. A remake of the original, with only minor differences in the surface finish.

**911 F** (1969–1973)

**Grille**  
Part no. **99355941100**

This product highlight impresses with its authentic design: the black **protective grille** for the front air intake of the heating/ventilation system between the cowl panel and the luggage compartment lid.

**911 G** (1978–1989)  
**964** (1989–1994)  
**993** (1994–1998)



**Heating cover**  
Part no. **99357240300**

This black plastic cover is optimally matched and neatly conceals the heating system in the luggage compartment.

**964** (1989–1994)  
**993** (1994–1998)

**Fan**  
Part no. **96462403501**

The **fan** for the air conditioning condenser helps to keep the entire air conditioning system working at optimum efficiency.

**964** (1989–1994)  
**993** (1994–1998)





**Cover plate**

Part no. **64454192106**

With an attractive chrome look, the **cover plate** for the window sealing frame provides the perfect connection between the window frame halves.

- 356** (1960–1965)
- 911 F** (1965–1973)
- 911 G** (1974–1979)

**Original Porsche Crest for the Porsche 356**

Part no. **64455921002**

Hallmark of this **Porsche Crest**: striking red orange. Wide lettering is used for the Porsche logo in the base colour of gold, while 'Stuttgart' stands proud from the low-relief background. The powerful horse displays a muscular shoulder joint and a full tail.

- 356** (1954–1965)



**Original Porsche Crest for the Porsche 911, 924, 944, 928, 968, 959 and 964**

Part no. **90155921026**

Porsche logo in gold colour and 'Stuttgart' standing proud from the low-relief background. The Crest illuminates in transparent red. The powerful horse displays a full tail.

- 924** (1976–1988)
- 928** (1978–1995)
- 944** (1982–1991)
- 968** (1992–1995)
- 911 G** (1974–1989)
- 959** (1987–1988)
- 964** (1989–1994)



**Original Porsche Crest for the Porsche 993, 986 and 996**

Part no. **99655921101**

The Porsche logo here is characterised by narrow letters in black. 'Stuttgart' is integrated into the low-relief surface. The coloured part of the **Porsche Crest** is transparent red. The horse displays an elegant stance. Also available for later model series.

- 993** (1994–1998)
- 986** (1997–2004)
- 996** (1998–2005)



**Door arrester with fastening set**

Part no. **91153195700**

To prevent the uncontrolled opening of the door: the **door arrester with fastening set**. Prevents damage to your own car door or the car parked alongside.

- 911 G** (1978–1989)



**Targa SoftWindow lock, left**

Part no. **90156580140**

**Targa SoftWindow lock, right**

Part no. **90156580240**

This chrome-plated **lock** is for the **SoftWindow Targa** roof on the 'F model' of the 911 and 912 produced from 1967 to 1969.

- 911 F / 912** (1967–1969)

**Wind deflector in satin black, right**

Part no. **9865615840001C**

**Wind deflector in satin black, left**

Part no. **9865615830001C**

- 986** (1997–2004)





**Door sill, right**  
Part no. **94450361202**

**Door sill, left**  
Part no. **94450361102**

The **door sill** was technically revised as part of a production relocation and is made with the original tools. As a result, it is the perfect fit for welding onto the bodyshell.

**944** (1982–1991)



**Cover plate in black**  
Part no. **91154318701**

From the original supplier and guaranteed 'Made in Germany': the **cover plate in black** for joining the window decorative frame halves to the top of the side rear window frame.

**911 G** (1978–1983)



**Push-button lock**  
Part no. **91451204111**

Guaranteed 'Made in Germany': the upper **push-button lock** for the rear luggage compartment of the Porsche 914 models. Also for the Porsche 914/6 from model years 1970 and 1971.

**914** (1970–1976)



**End plate**  
Part no. **95150303300**

Manufactured with the original tooling: the front **end plate** above the bumper.

**944 Turbo** (1985–1991)  
**944 S2** (1989–1991)

**Mirror base**  
Part no. **91173122100**

Available exclusively from Porsche Classic: the **mirror base** for the rear-view mirror – 'Made in Germany'.

**911 G** Speedster (1989)  
**964** Speedster (1992–1994)

**Sealing strip, front**  
Part no. **91150518701**

Rubber seal for use between the front bumper, luggage compartment and wing.

**911 G** (1974–1989)



**Bearing in chrome**  
Part no. **90154255822**

**911 F** (1965–1973)  
**911 G** (1974–1977)



**Mirror base, left**  
Part no. **91173124102**

**Mirror base, right**  
Part no. **91173128802**

**911 G** (1978–1989)  
**964** (1989–1991)

**Dome strut (polished)**  
Part no. **PCG50133500**

**911 F** (1970–1973)  
**911 G** (1974–1989)



**Clear rear screen for Coupé**  
Part no. **91154510502**

**911 F** (1965–1973)  
**911 G** (1974–1986)





**Mirror cradle, left**  
Part no. **91173104303**

**Mirror cradle, right**  
Part no. **91173104403**

- 924** (1980–1985)
- 924 S** (1986–1988)
- 928** (1978–1991)
- 944** (1982–1991)
- 911 G** (1978–1989)
- 964** (1989–1991)

**Underbody panelling, front**  
Part no. **96450412701**

- 964** (1989–1994)
- 993** (1994–1998)



**Licence plate holder**  
Part no. **356 58140**

- 356** (1950–1959)



**'Carrera' logo in gold colour**  
Part no. **91155903605**

- 911 G** (1974–1977)



**Button**  
Part no. **91161399500**

- 911 G** (1977–1986)

**Dashboard trim in black**  
Part no. **911552593077AE**

- 911 G** (1986–1989)



**Air intake grille cover**  
Part no. **91155941101**

- 911 G** (1974–1989)



**'turbo' logo**  
Part no. **93055931703**

- 911 G** (1975–1989)



**Cover for trim panel**  
Part no. **95950513100**

- 959** (1987–1988)

**Flange**  
Part no. **91610117501**

- 911 F** (1972)



**Set of side mouldings and trim strips**  
Part no. **93155990100**

- 944** (1982–1991)
- 968** (1992–1995)



**'911' logo**  
Part no. **99655923705**

- 996** Millennium special edition (2000)



**'911' logo**  
Part no. **99655923711**

- 996** 40 years special edition (2004)

**Attachment strip, left**  
Part no. **95950504100**

**Attachment strip, right**  
Part no. **95950504200**

- 959** (1987–1988)



**Seat belt buckle, driver's side**  
Part no. **99680318309**

- 986** (1997–2004)
- 996** (1998–2005)





**Bare door shell  
without mirror bore, left**  
Part no. **91153120100GRV**

**Bare door shell  
without mirror bore, right**  
Part no. **91153120200GRV**

**911 F / 912** (1965–1973)  
**911 G** (1974–1987)

**Air intake  
with side light, left**  
Part no. **99363198000**

**Air intake  
with side light, right**  
Part no. **99363198001**

**993** (1994–1998)



**Electric motor  
for air conditioning system**  
Part no. **91162489900**

**911 G** (1984–1989)



**Chrome-plated grille  
for auxiliary headlight**  
Part no. **91455923510**

**914** (1970–1974)

**Window lift, left**  
Part no. **99654207504**

**Window lift, right**  
Part no. **99654207604**

**986** (1997–2004)  
**996** (1998–2005)



**Disc, ready-primed, left**  
Part no. **98650553300G2X**

**Disc, ready-primed, right**  
Part no. **98650553400G2X**

**986** (2003–2004)

## Electrical equipment

---

### Headlight ring

Part no. **90163110204**

Made by the original supplier: the chrome-plated **headlight ring** for the early model year editions of the Porsche 911.

**911 F** (1965–1972)



### Alternator indicator light diode

Part no. **91161710801**

Available again as a new edition after a long absence: the **diode** for the **indicator light** of the **alternator**. Also compatible with the Japan version of the Porsche 928 from model years 1983 to 1991. Also for the Porsche 944 with power steering.

**928** (1983–1991)

**944** (1985–1989)

**911 G** (1977–1986)



### Front fog light, left

Part no. **91163120300**

### Front fog light, right

Part no. **91163120400**

It's been a long time, but now it's back: the **front fog light** manufactured by the original manufacturer and with the original tools. Integrated into the front apron. The **front fog light** shown here is for the right-hand side.

**911 G** (1984–1989)



### Windscreen wiper gearbox

Part no. **64462802500**

The **gearbox** for the **windscreen wiper system** is handmade to the original design templates and comes with the 'Made in Germany' guarantee. Available exclusively from Porsche Classic.

**356** (1956–1963) to T5



### Pressure control valve

Part no. **113955187**

This **pressure control valve** is suitable for use only in vehicles that were factory-fitted with the 'headlight cleaning system' option (M288).

**914** (1974–1976)

**924** (1978–1979)

**911 G** (1974–1983)



### Taillight, left

Part no. **96463190702**

### Taillight, right

Part no. **96463190802**

The **taillight** for the Porsche 911 Type 964 is 'Made in Germany' and, following a cost-intensive production relocation, is now made to even better quality standards based on the original drawings and with the original tools.

**964** (1989–1994)



### End trim

Part no. **96463115901**

The **rear end trim** with Porsche logo for the Porsche 911 Type 964 is 'Made in Germany'. Following a cost-intensive production relocation, it is now manufactured to even better quality standards with the original tools and based on the original drawings.

**964** (1989–1994)



**U-bolt**Part no. **99951104603**

The **U-bolt** for fastening the ignition distributor to the crankcase is a reissue and faithful to the original – and, in this form, it is exclusive to Porsche Classic.

**914/6** (1970–1972)**911 F** (1965–1973)**Drive shaft, 3,530 mm**Part no. **91464111101**

The **3,530-mm drive shaft** for the speedometer in this design is available exclusively from Porsche.

**914** (1970–1976)**Battery, 6 V 77 Ah, and accessory products**Part no. **90061100191**

This high-quality **6-V 77-Ah battery** from the current supplier to Porsche series production is suitable for use in the Porsche 356 from model years 1950 to 1960 as well as the Porsche 356 BT5 with 6-V electrical system. Looking just like the original, it is designed with a black hard-rubber casing and open cell connectors. And, of course, it features the Porsche logo. The battery is shown here with a selection of other accessories available separately. The high-quality and robust cover (part no.: PCG61101501) is glossy like the original and, together with the wooden base plate (part no.: 64461111001), is matched to the battery housing for the perfect fit. In conjunction with the holder (part no.: 64461115100) and the associated tension spring (part no.: 64461115300), a secure mounting of the battery can be ensured. The Porsche Classic earth strap (part no.: 64461230102), replicating the original in appearance and with soldered earth terminal, provides the optimum connection between the battery and vehicle.

**356** (1950–1962)**Electric fan**Part no. **94462402103****924** (1986–1988)**944** (1982–1991)**968** (1992–1995)**Relay for turbocharger water pump**Part no. **95161814902****944** (1985–1991)**Central electrical system**Part no. **92861010516****928** (1987–1989)**Water tank with cap**Part no. **96452807302****964** (1989–1994)**Earth strap**Part no. **64461230102****356** (1956–1965)**Licence plate lamp seal**Part no. **91163160801****914** (1970–1976)**911 G** (1974–1989)**Light switch**Part no. **477941531F****924** (1979–1988)**944** (1982–1985)**Voltage/oil indication display**Part no. **92864196301****928** (1983–1986)



**Switch in satin black  
for window lifts**  
Part no. **9646136210101C**

**964** (1989–1994)  
**993** (1994–1998)



**Rear wiper switch  
in satin black**  
Part no. **9936131290101C**

**993** (1994–1998)

**Front fog light, left**  
Part no. **99363108100**

**Front fog light, right**  
Part no. **99363108200**

**993** (1994–1998)



**Water protection cap**  
Part no. **99965900140**

**356** (1956–1965)  
**914** (1970–1976)  
**928** (1983–1995)  
**911 F / 912** (1965–1973)  
**911 G** (1974–1989)

## Accessories / miscellaneous

**'Porsche Classic'  
licence plate carrier**  
Part no. **PCG70120100**

With its fold-out function, the **Porsche Classic licence plate carrier** is suitable for all licence plates measuring 520x110 mm. The synthetic material of the Porsche Classic logo dyed black throughout was a must-keep feature.

### Various



**'Porsche Classic'  
warning triangle**  
Part no. **PCG86025100**

A Porsche Classic exclusive: the folding **warning triangle** from **Porsche Classic**, compatible with all Porsche models. The black packaging is adorned with the Porsche logo. Meets EU requirements.

### All models

**'Porsche Classic'  
first aid kit**  
Part no. **PCG80070200**

The Porsche Classic print and Porsche trademark on the **Porsche Classic in-car first aid kit** from the Classic range of accessories make this black fabric case measuring 240x140x60 mm unmistakable. It contains first aid materials to DIN 13164 and complies with the legal requirements of Section 35 h of the German road traffic licensing regulations (StVZO).

### All models







**Porsche Classic Radio Navigation System for Europe**  
Part no. **91164529000**

**Porsche Classic Radio Navigation System for North America**

Part no. **91164529100**  
(Designed to receive SiriusXM® satellite radio. The associated tuner is not included.)

What lies behind every classic Porsche? Famous legends. Thousands of racing victories. Countless memories. And now also the completely redeveloped **Porsche Classic Radio Navigation System**. It combines state-of-the-art technology and classic design and is suitable for all classic models with a DIN-1 slot.

- 914** (1970–1976)
- 924** (1976–1988)
- 928** (1978–1995)
- 944** (1982–1991)
- 968** (1992–1995)
- 911 F** (1965–1973)
- 911 G** (1974–1989)
- 959** (1987–1988)
- 964** (1989–1994)
- 993** (1994–1998)



**Spring washer B8**  
Part no. **90002701503**

- 356** (1950–1965)
- 914** (1970–1976)
- 924** (1976–1988)
- 928** (1978–1995)
- 944** (1982–1991)
- 968** (1992–1995)
- 911 F** (1965–1973)
- 911 G** (1974–1989)
- 959** (1987–1988)

**Spring washer B10**  
Part no. **90002701603**

- 356** (1950–1965)
- 914** (1970–1976)
- 924** (1976–1988)
- 928** (1978–1995)
- 944** (1982–1991)
- 968** (1992–1995)
- 911 F** (1965–1973)
- 911 G** (1974–1989)



**Washer 10**  
Part no. **90002500804**

- 356** (1950–1965)
- 914** (1970–1976)
- 924** (1976–1988)
- 928** (1978–1995)
- 944** (1982–1991)
- 968** (1992–1995)
- 911 F** (1965–1973)
- 911 G** (1974–1989)
- 959** (1987–1988)
- 964** (1989–1994)
- 993** (1994–1998)
- 996** (1998–2005)

**Hexagon-head screw M10x45**  
Part no. **90007437201**

- 356** (1960–1965)
- 924** (1987–1988)
- 928** (1978–1995)
- 944** (1985–1991)
- 968** (1992–1995)
- 911 G** (1978–1989; Cabrio)



**Grease gun**  
Part no. **PCG14311000**

- 356** (1950–1965)
- 911 F / 912** (1965–1969)



**Hexagon nut M10**  
Part no. **N 10155210**

- 356** (1950–1965)
- 914** (1970–1976)
- 924** (1976–1988)
- 928** (1978–1995)
- 944** (1982–1991)
- 968** (1992–1995)
- 911 F** (1965–1973)
- 911 G** (1974–1989)
- 964** (1989–1994)
- 993** (1994–1998)

**Hexagon-head screw M10x15**  
Part no. **90007503502**

- 356** (1950–1965)
- 914** (1970–1976)



**5-litre fuel canister**  
Part no. **PCG80070300**

**All models**





**Porsche Classic Car Care Set**  
Part no. **PCG90101040**

Balsam for the soul of your classic Porsche. Porsche Classic recommends the 17-piece **Porsche Classic Car Care Set** for the entire exterior and all generations of Porsche paintwork.

**All models.**

Available in all countries except Russia and China.

**Cleaner clay<sup>1)</sup>**  
Part no. **PCG90101340**



**Polish<sup>1)</sup>**  
Part no. **PCG90101440**



**Wax<sup>1)</sup>**  
Part no. **PCG90101540**



**Wax pad<sup>1)</sup>**  
Part no. **PCG90101240**



**Car shampoo<sup>1)</sup>**  
Part no. **PCG90102240**



**Wheel cleaner<sup>1)</sup>**  
Part no. **PCG90102340**



**Wheel cleaner with brush set<sup>1)</sup>**  
Part no. **PCG04400086**



**Plastic cleaner<sup>1)</sup>**  
Part no. **PCG90103040**



**Tyre cleaner<sup>1)</sup>**  
Part no. **PCG90103140**



**Window cleaner<sup>1)</sup>**  
Part no. **PCG90103240**



**Microfibre cloth<sup>1)</sup>**  
Part no. **PCG90101140**



**Chamois leather<sup>1)</sup>**  
Part no. **PCG90102040**



**Three-piece sponge set<sup>1)</sup>**  
Part no. **PCG90102140**



**Brand world champion 1969 sticker**  
Part no. **91170110300**

**911 F (1965–1973)**



<sup>1)</sup> Available in all countries except Russia and China



**Brand world champion 1969, 1970 sticker**  
Part no. **91170110301**

**914** (1970–1976)  
**911 F** (1965–1973)



**World Champion 1969, 1970 sticker**  
Part no. **91170110321**

**914** (1970–1976)  
**911 F** (1965–1973)



**Can-Am & Interserie 72 & 73 sticker**  
Part no. **91170110901**

**914** (1970–1976)  
**911 F** (1965–1973)



**Reutter key pouch, brown**  
Part no. **PCG044200004RB**

**356** (1950–1965)



**Brand world champion 69, 70, 71 sticker**  
Part no. **91170110302**

**914** (1970–1976)  
**911 F** (1965–1973)



**World Champion 69, 70, 71 sticker**  
Part no. **91170110322**

**914** (1970–1976)  
**911 F** (1965–1973)



**Reutter key pouch, green**  
Part no. **PCG044200006JD**

**356** (1950–1965)



**Reutter key pouch, red**  
Part no. **PCG044200008OS**

**356** (1950–1965)

**Brand world champion 72, 73 sticker**  
Part no. **91170110304**

**914** (1970–1976)  
**911 F** (1965–1973)



**World Champion 72, 73 sticker**  
Part no. **91170110324**

**914** (1970–1976)  
**911 F** (1965–1973)



**Reutter key pouch, black**  
Part no. **PCG044200001AJ**

**356** (1950–1965)

**Reutter bodyshell care information (DE)**  
Part no. **PCG460510**

**356** (1955–1963)



**World Champion 1969 sticker**  
Part no. **91170110320**

**911 F** (1965–1973)



**World Champion 1976 sticker**  
Part no. **91170110328**

**914** (1970–1976)  
**924** (1976–1988)  
**911 G** (1974–1989)



**Reutter key pouch, blue**  
Part no. **PCG0442000030B**

**356** (1950–1965)

**Reutter bodyshell care information (EN)**  
Part no. **PCG460520**

**356** (1955–1963)





**Reutter 'Kunstharzlack' badge  
(synthetic resin enamel)**  
Part no. **PSP70110300**

**356** (1955–1965)

---



**Reutter badge**  
Part no. **PSP72300400**

**356** (1962–1963)

---



**Reutter badge**  
Part no. **PSP72300100**

**356** (1950–1953)

---



**Reutter badge**  
Part no. **PSP72300600**

**356** (1954–1961)

---

**Reutter badge**  
Part no. **PSP72300200**

**356** (1953–1955)

---

**Reutter 'Karosserie' badge  
(bodyshell)**  
Part no. **PSP70110200**

**356** (1955–1965)

---



**Reutter Export badge**  
Part no. **PSP72300300**

**356** (1954–1961)

---



**Badge fasteners**  
Part no. **PSP72311100**

**356** (1950–1965)

---



Information on availability and fitment compatibility and approval in different countries can be obtained from your Porsche Centre.



---

## Part 02

On the following pages, we showcase a selection of Porsche Classic Genuine Parts organised by model.

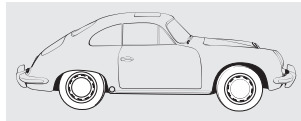
---



# 356

## 1950–1965

Examples produced **77,766**  
Part numbers available **2,100**



Engine
<b>Motoroil 20W-50, 1 litre (1950–1965)</b> Part no. 00004320928*
<b>Motoroil 20W-50, 5 litres (1950–1965)</b> Part no. 00004320929*
<b>Sealing washer (1950–1965)</b> Part no. 61610216301
<b>Valve cover gasket with steel insert (1950–1965)</b> Part no. 1610495101
<b>Tappet (1950–1959)</b> Part no. 61610520100*
<b>Leaf spring (1960–1965)</b> Part no. 69535278592*
<b>Spring washer B8 (1960–1965)</b> Part no. 90002701503*
<b>Spring disc (1950–1965)</b> Part no. 90002800801
<b>Hexagon-head screw M10×45 (1960–1965)</b> Part no. 90007437201*
<b>O-ring on carburettor (1955–1965)</b> Part no. 99970104350
<b>Gasket for 1,100 cc engines (1950–1954)</b> Part no. 369 08264*
<b>Gasket (1950–1959)</b> Part no. 369 082641*
<b>Air supply pipe, left (1950–1965)</b> Part no. 546 06063*
<b>Air supply pipe, right (1950–1965)</b> Part no. 546 06064*
<b>Ball seat nut A14×1.5 (1950–1965)</b> Part no. N 0201121*
<b>Hexagon nut M10 (1960–1965)</b> Part no. N 10155210*

Fuel / exhaust system
<b>Angle bracket (1960–1965)</b> Part no. 61621124300*
<b>Petrol shut-off union nut (1950–1965)</b> Part no. 64420122100
<b>Fuel tank seal (1950–1965)</b> Part no. 64420127900*
<b>Spring washer B8 (1960–1965)</b> Part no. 90002701503*
Transmission
<b>Slide (1960–1965)</b> Part no. 71833252501
<b>Washer 10.5 (1950–1965)</b> Part no. 90002500804*
<b>Spring washer B8 (1950–1965)</b> Part no. 90002701503*
<b>Spring washer B10 (1950–1965)</b> Part no. 90002701603*
<b>Gasket (1950–1965)</b> Part no. 356 34143
<b>Bearing for transmission suspension (1950–1965)</b> Part no. 519 20016
<b>Release bearing (1950–1959)</b> Part no. 644 16305
<b>Hexagon nut M10 (1950–1965)</b> Part no. N 10155210*
Front axle, steering
<b>Tab washer (1950–1965)</b> Part no. 64434768100
<b>Bearing (1950–1965)</b> Part no. 64434793100
<b>Spacer ring (1963–1965)</b> Part no. 69534110801*
<b>Shaft bolt repair kit (1950–1965)</b> Part no. 69534199200
<b>Washer 10.5 (1950–1965)</b> Part no. 90002500804*
<b>Spring washer B8 (1950–1965)</b> Part no. 90002701503*
<b>Spring washer B10 (1950–1965)</b> Part no. 90002701603*
<b>Hexagon socket head bolt M 6×45 (1950–1963)</b> Part no. 90006701501
<b>Hexagon-head screw M10×45 (1960–1965)</b> Part no. 90007437201*
<b>Hexagon-head screw M10×15 (1950–1959)</b> Part no. 90007503502*

<b>Hexagon-head screw M10×17 (1956–1960)</b> Part no. 90007503701*
<b>Castle nut (1950–1965)</b> Part no. 90007900302
<b>Lubricating nipple, straight (1950–1965)</b> Part no. 90016300102
<b>Lubricating nipple, angled (1950–1965)</b> Part no. 90016300402
<b>Cancel ring (1960–1965)</b> Part no. 90161332505
<b>Wheel bearing clamping nut (1950–1963)</b> Part no. 91434167100
<b>Rubber cap for wheel bearing (1950–1959)</b> Part no. 356 41427
<b>Spacer (1950–1965)</b> Part no. 356 41446*
<b>Lock nut for wheel bearing, right (1950–1959)</b> Part no. 356 41450
<b>Lock nut for wheel bearing, left (1950–1959)</b> Part no. 356 41451
<b>Grease cap for wheel bearing, left (1950–1963)</b> Part no. 356 41453
<b>Grease cap for wheel bearing, right (1950–1963)</b> Part no. 356 41454
<b>Bush (1950–1965)</b> Part no. 356 41612
<b>Bearing bush (1956–1965)</b> Part no. 644 41103*
<b>Driver (1956–1965)</b> Part no. 644 412021*
<b>Stop (1956–1965)</b> Part no. 644 41204*
<b>Sealing ring for upper lever (1956–1965)</b> Part no. 644 41403*
<b>Sealing ring for collar stud (1956–1965)</b> Part no. 644 41409*
<b>Bolt (1950–1965)</b> Part no. 644 41511*
<b>Steering arm tab washer (1950–1959)</b> Part no. 644 47305*
<b>Clip (1956–1965)</b> Part no. 644 47313
<b>Hexagon nut M10 (1950–1965)</b> Part no. N 10155210*

<b>Front axle rubber bearing (1950–1965)</b> Part no. PCG 41602*
<b>Grease for grease gun (1950–1965)</b> Part no. PCG04311000*
<b>Shock absorber (1950–1955)</b> Part no. PCG34350100*
Rear axle
<b>Cotter pin 5×45 (1950–1965)</b> Part no. 90002102502
<b>Washer 10.5 (1950–1965)</b> Part no. 90002500804*
<b>Support, left (1956–1963)</b> Part no. 644 34023*
<b>Support, right (1956–1963)</b> Part no. 644 34024*
<b>Collared bolt (1950–1965)</b> Part no. 644 34205
<b>Shock absorber (1950–1955)</b> Part no. PCG33350100
Wheels, brakes
<b>Spring seat (1950–1965)</b> Part no. 251609289*
<b>Brake line clip (1956–1965)</b> Part no. 64435165101*
<b>Brake shoe (1950–1963)</b> Part no. 69535103302*
<b>First oversize brake shoe (1950–1963)</b> Part no. 69535103352*
<b>Spring washer B8 (1950–1965)</b> Part no. 90002701503*
<b>Hexagon-head screw M10×15 (1950–1965)</b> Part no. 90007503502*
<b>Tyre pressure gauge with leather pouch (1950–1965)</b> Part no. 91172220200*
<b>Wheel bolt (1950–1965)</b> Part no. 356 34132*
<b>Roll pin (1950–1965)</b> Part no. 356 42169*
<b>Return spring (1950–1965)</b> Part no. 356 42172*
<b>Compression spring (1950–1965)</b> Part no. 644 42208*
<b>Ball seat nut A14×1.5 (1950–1965)</b> Part no. N 0201121*
<b>Hexagon nut M10 (1960–1963)</b> Part no. N 10155210*

\*Refer also to the image section from p. 48 to p. 72

Clamping spring and rivet set for hub cap (1950–1965)  
Part no. PCG 68119

Damping mat  
1,000 x 500 x 2.3 mm  
(1950–1965)  
Part no. PCG55690200\*

Crested plaque for hub cap  
(1950–1955)  
Part no. PCG55980100\*

#### Hand lever / pedal assembly

Return spring (1950–1965)  
Part no. 64442453100

Washer 10.5 (1950–1959)  
Part no. 90002500804\*

Spring washer B8 (1950–1965)  
Part no. 90002701503\*

Rubber pad (1950–1965)  
Part no. 91442321000

Throttle linkage (1950–1959)  
Part no. 356 23020\*

Clutch cable with lubricating nipple (1950–1959)  
Part no. 356 23058\*

Clutch cable guide  
(1950–1959)  
Part no. 644 23209\*

Guide bush/detent segment  
(1950–1965)  
Part no. 644 24231

#### Bodyshell

Spacer (1950–1965)  
Part no. 64452178305

Trim frame half, left  
(1960–1965)  
Part no. 64454191106\*

Trim frame half, right  
(1960–1965)  
Part no. 64454191206\*

Cover plate (1960–1965)  
Part no. 64454192106\*

Door window seal  
(1950–1965)  
Part no. 64454293103

Original Porsche Crest for the Porsche 356 (1954–1965)  
Part no. 64455921002\*

Washer 10.5 (1960–1965)  
Part no. 90002500804\*

Spring washer B8 (1950–1965)  
Part no. 90002701503\*

Raised countersunk head self-tapping screw 2.9 x 9.5  
(1950–1965)  
Part no. 90014500202

Licence plate holder  
(1950–1959)  
Part no. 356 58140\*

Set of screws for 356 A lights  
(1955–1959)  
Part no. PCG63110000

#### Electrical equipment

Blade receptacle with latching tongue (1960–1965)  
Part no. 111971959

12-V ignition coil (1960–1965)  
Part no. 61660210900

Wooden base plate (1950–1959)  
Part no. 64461111001

Holder (1950–1960)  
Part no. 64461115100

Tension spring (1950–1960)  
Part no. 64461115300

Earth strap (1956–1965)  
Part no. 64461230102\*

Windscreen wiper gearbox  
(1956–1963; to T5)  
Part no. 64462802500\*

Wiper arm (1959–1965)  
Part no. 64462830114

Spring washer B8 (1950–1965)  
Part no. 90002701503\*

Battery, 6 V 77 Ah, and accessories (1950–1962)  
Part no. 90061100191\*

Bulb 6 V 4 W for headlight  
(1950–1965)  
Part no. 90063100390

Festoon bulb 6 V 10 W for interior light, Coupé  
(1960–1965)  
Part no. 90063100690

Bulb 6 V 18 W for side light and taillight (1960–1965)  
Part no. 90063100790

Bulb 6 V 18/5 W for brake light (1960–1965; Italy and Australia only)  
Part no. 90063100890

Bulb 6 V 45/40 for asymmetrical headlights (1950–1965)  
Part no. 90063100990

Water protection cap  
(1956–1965)  
Part no. 99965900140\*

Adapter for spark plug  
(1950–1965)  
Part no. 547 09222

Hexagon nut M10  
(1950–1965)  
Part no. N 10155210\*

Bulb 6 V 21 W for reversing light (1960–1965)  
Part no. N 0177321

Cover (1950–1965)  
Part no. PCG61101501

Rubber cap (1950–1965)  
Part no. PCG63141900

#### Accessories / miscellaneous

Valve clearance decal  
(1950–1965)  
Part no. 546 72203

Reutter key pouch, black  
(1950–1965)  
Part no. PCG044200001AJ\*

Reutter key pouch, blue  
(1950–1965)  
Part no. PCG0442000030B\*

Reutter key pouch, brown  
(1950–1965)  
Part no. PCG044200004RB\*

Reutter key pouch, green  
(1950–1965)  
Part no. PCG044200006JD\*

Reutter key pouch, red  
(1950–1965)  
Part no. PCG0442000080S\*

Reutter bodyshell care information (DE) (1955–1963)  
Part no. PCG460510\*

Reutter bodyshell care information (EN) (1955–1963)  
Part no. PCG460520\*

Reutter 'Karosserie' badge (bodyshell) (1955–1965)  
Part no. PSP70110200\*

Reutter 'Kunsthartzlack' badge (synthetic resin enamel) (1955–1965)  
Part no. PSP70110300\*

Reutter badge (1950–1953)  
Part no. PSP72300100\*

Reutter badge (1953–1955)  
Part no. PSP72300200\*

Reutter Export badge (1954–1961)  
Part no. PSP72300300\*

Reutter badge (1962–1963)  
Part no. PSP72300400\*

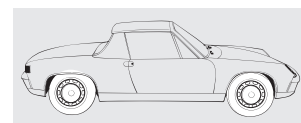
Reutter badge (1954–1961)  
Part no. PSP72300600\*

Badge fasteners (1950–1965)  
Part no. PSP72311100\*

# 914

## 1970–1976

Examples produced **118,982**  
Part numbers available **1,700**



#### Engine

Motoroil 20W-50, 1 litre  
(1970–1976)  
Part no. 00004320928\*

Motoroil 20W-50, 5 litres  
(1970–1976)  
Part no. 00004320929\*

Air filter insert  
(1970–1976) 1.8 litres  
Part no. 021129620

Washer 10.5 (1970–1976)  
Part no. 90002500804\*

Spring washer B10 (1970–1976)  
Part no. 90002701603\*

Spring disc (1970–1976)  
Part no. 90002800801

Wing nut, M8, black plastic  
(1970–1976)  
Part no. 90002900340

27 mm venturi  
(1970–1972; 914/6)  
Part no. 90110098303\*

Oil splash tube  
(1970–1972; 914/6)  
Part no. 90110536201\*

Red oil filter (1970–1972; 914/6)  
Part no. 90110720310\*

Seal for air filter insert in housing (1970–1972; 914/6)  
Part no. 90110821502\*

Reversing lever  
(1970–1972; 914/6)  
Part no. 90110872002

Air filter insert (1970–1972)  
Part no. 90110895511

Tensioning cap for Bosch alternator (1970–1972)  
Part no. 90160342702

Suppression plug 914/6  
(1970–1972)  
Part no. 90160930901

<b>Oil return pipe, split (1970–1972)</b> Part no. 93010704001
<b>Fuel / exhaust system</b>
<b>Fuel pump (1975–1976)</b> Part no. 043906091*
<b>Washer 10.5 (1970–1976)</b> Part no. 90002500804*
<b>Spring washer B8 (1970–1976)</b> Part no. 90002701503*
<b>Spring washer B10 (1970–1976)</b> Part no. 90002701603*
<b>Narrow V-belt 9.5x710 (1970–1972; 914/6)</b> Part no. 9991921765A*
<b>Hexagon nut (1970–1976)</b> Part no. N 10155210*
<b>Transmission</b>
<b>Spring washer B8 (1970–1976)</b> Part no. 90002701503*
<b>Adjusting ring (1970–1976)</b> Part no. 91533226512
<b>Hexagon nut (1970–1976)</b> Part no. N 10155210*
<b>Front axle, steering</b>
<b>Washer 10.5 (1970–1976)</b> Part no. 90002500804*
<b>Spring washer B8 (1970–1976)</b> Part no. 90002701503*
<b>Spring washer B10 (1970–1976)</b> Part no. 90002701603*
<b>Nut M14 x 1.5 (1970–1976)</b> Part no. 90007800503
<b>Cancel ring 914/6 (1970–1971)</b> Part no. 90161332505
<b>Wheel bearing clamping nut (1970–1972)</b> Part no. 91434167100
<b>Horn contact pin (1970–1976)</b> Part no. 91434783201
<b>Guide bush (1972–1974)</b> Part no. 111953535D*
<b>Grease for grease gun (1970–1976)</b> Part no. PCG04311000*
<b>Rear axle</b>
<b>Spring washer B8 (1970–1976)</b> Part no. 90002701503*
<b>Washer (1970–1976)</b> Part no. N 0115344
<b>Wheels, brakes</b>
<b>Spring washer B8 (1970–1976)</b> Part no. 90002701503*

<b>Sealing ring (1970–1972)</b> Part no. 90435590200
<b>Tyre pressure gauge with leather pouch (1970–1976)</b> Part no. 91172220200*
<b>Wheel nut in aluminium (1970–1976)</b> Part no. 99918200336
<b>Brake disc for front axle (1970–1972)</b> Part no. 477405083D
<b>Ball seat nut A14 x 1.5 (1970–1976)</b> Part no. N 0201121*
<b>Damping mat 1,000 x 500 x 2.3 mm (1970–1976)</b> Part no. PCG55690200*
<b>Crested plaque for hub cap (1970–1976)</b> Part no. PCG55980100*
<b>Decorated hub cap (1970–1976)</b> Part no. SOW91103811*

#### Hand lever / pedal assembly

<b>Washer 10.5 (1970–1976)</b> Part no. 90002500804*
<b>Spring washer B8 (1970–1976)</b> Part no. 90002701503*
<b>Rubber pad (1970–1976)</b> Part no. 91442321000
<b>Gear lever 914/6 (1970–1972)</b> Part no. 91442401603*

#### Bodyshell

<b>Washer 10.5 (1975–1976)</b> Part no. 90002500804*
<b>Spring washer B8 (1970–1976)</b> Part no. 90002701503*
<b>Spring washer B10 (1975–1976)</b> Part no. 90002701603*
<b>Raised countersunk head self-tapping screw 2.9 x 9.5 (1970–1976)</b> Part no. 90014500202

<b>Luggage compartment seal (1970–1976)</b> Part no. 91451190110
---

<b>Push-button lock (1970–1976)</b> Part no. 91451204111*
--

<b>Trim strip, upper (1970–1976)</b> Part no. 91454121311
--

<b>Trim strip, upper (1970–1976)</b> Part no. 91454121411
--

<b>Chrome-plated grille for auxiliary headlight (1970–1974)</b> Part no. 91455923510*
--

#### Electrical equipment

<b>Blade receptacle with latching tongue (1970–1976)</b> Part no. 111971959
--

<b>Pressure control valve (1974–1976)</b> Part no. 113955187*
--

<b>Washer 10.5 (1970–1976)</b> Part no. 90002500804*
---

<b>Spring washer B8 (1970–1976)</b> Part no. 90002701503*
--

<b>Spring washer B10 (1970–1976)</b> Part no. 90002701603*
---

<b>Hexagon-head screw M10 x 15 (1970–1976)</b> Part no. 90007503502*
---

<b>Licence plate lamp seal (1970–1976)</b> Part no. 91163160801*
---

<b>Drive shaft, 3,530 mm (1970–1976)</b> Part no. 91464111101*
---

<b>Pump for windscreen washer system (1970–1972)</b> Part no. 92862807401
--

<b>Spark plug (1970–1972)</b> Part no. 99917018690
---

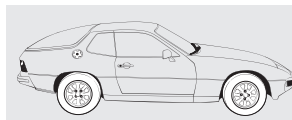
<b>U-bolt 914/6 (1970–1972)</b> Part no. 99951104603*
--

<b>Water protection cap (1970–1976)</b> Part no. 99965900140*
--

<b>Hexagon nut (1970–1976)</b> Part no. N 10155210*
--

## 924 1976–1988

Examples produced **150,684**  
Part numbers available **4,200**



#### Engine

<b>Air filter insert (1976–1985; 1.8 litres)</b> Part no. 21129620
---

<b>Vacuum unit (1980–1985)</b> Part no. 477905243*
---

<b>Washer 10.5 (1986–1988)</b> Part no. 90002500804*
---

<b>Spring washer B8 (1976–1985)</b> Part no. 90002701503*
--

<b>Spring washer B10 (1976–1985)</b> Part no. 90002701603*
---

<b>Hexagon-head screw M10 x 45 (1987–1988)</b> Part no. 90007437201*
---

<b>Fuel filter (1976–1985)</b> Part no. 93011007602
--

<b>Distributor rotor (1981–1985)</b> Part no. 93160290600
--

<b>Crankcase 924 S, 944 2.5-litre, without pistons (1986–1988)</b> Part no. 94410096000*
---

<b>Oil sump gasket (1986–1988)</b> Part no. 94410120502
--

<b>Crankshaft (1986–1988)</b> Part no. 94410201513
---

<b>Balance shaft belt (1986–1988)</b> Part no. 94410221904*
--

<b>Camshaft timing belt (1986–1988; 924 S, M44/11,12)</b> Part no. 94410515704
---

<b>Rubber bearing, bottom (1986–1988)</b> Part no. 94410615301
---

<b>Rubber bearing, top (1986–1988)</b> Part no. 94410615503*
---

<b>Air filter cartridge (1980–1988)</b> Part no. 94411018602
---

<b>Boot (1986–1988)</b> Part no. 94411035804*
--

<b>Spark plug (1976–1985)</b> Part no. 99917014900
---

<b>Camshaft timing belt (1976–1985)</b> Part no. 056109119A
--

#### Fuel / exhaust system

<b>Spring washer B8 (1976–1985)</b> Part no. 90002701503*
--

<b>Spring washer B10 (1976–1985)</b> Part no. 90002701603*
---

<b>Fuel filter (1978–1985)</b> Part no. 93111014904
--

<b>Diaphragm valve for K-Jetronic (1986–1988)</b> Part no. 94411042900
---

<b>Rear muffler (1986–1988)</b> Part no. 94411108301
---



**Fuel pump 924 S**  
(1986–1988)  
Part no. 94460810204

**Rear muffler**  
(1976–1985)  
Part no. 477253125S

**Clamp (1976–1985)**  
Part no. 477253325A

**Hexagon nut M10**  
(1976–1985)  
Part no. N 10155210\*

#### Transmission

**Washer 10.5 (1976–1988)**  
Part no. 90002500804\*

**Spring washer B8 (1976–1988)**  
Part no. 90002701503\*

**Spring washer B10 (1976–1988)**  
Part no. 90002701603\*

**Cylindrical-head screw M12 x 80**  
(1986–1988)  
Part no. 90006726802

**Adjusting ring (1976–1985)**  
Part no. 91533226512

**Repair kit for clutch slave**  
**cylinder (1979–1985)**  
**and 924 S (1986–1988)**  
Part no. 92811690100

**Release bearing (1979–1988)**  
Part no. 93111608204

**Spacer bush (1986–1988)**  
Part no. 94411663111

**Release bearing (1976–1985)**  
Part no. 113141165C

**Hexagon-head screw M10x75**  
(1976–1985)  
Part no. N 0104736

**Hexagon nut M10**  
(1976–1985)  
Part no. N 10155210\*

#### Front axle, steering

**Spring washer B8 (1976–1979)**  
Part no. 90002701503\*

**Nut M 14x1.5 (1979–1988)**  
Part no. 90007800503

**Ball joint, 17 mm (1976–1988)**  
Part no. 171407365G

**Grease for grease gun**  
(1976–1988)  
Part no. PCG04311000\*

#### Rear axle

**Clamp**  
(1976–1988)  
Part no. 113411333

**Drive shaft (1976–1985)**  
Part no. 477501103

**Cotter pin 5x45 (1976–1985)**  
Part no. 90002102502

**Washer 10.5 (1976–1988)**  
Part no. 90002500804\*

**Spring washer B8 (1986–1988)**  
Part no. 90002701503\*

**Wheel bearing (1986–1988)**  
**924 S** Part no. 99905302001

#### Wheels, brakes

**Wheel brake cylinder**  
**repair set 19.05 (1976–1985)**  
Part no. 477698051

**Spring washer B10 (1976–1985)**  
Part no. 90002701603\*

**Tyre pressure gauge with**  
**leather pouch (1976–1988)**  
Part no. 91172220200\*

**Brake pad repair set**  
(1976–1988)  
Part no. 92835295102

**Floating frame, left**  
(1986–1988)  
Part no. 94435142900

**Floating frame, right**  
(1986–1988)  
Part no. 94435143000

**Brake pad repair set**  
(1976–1988)  
Part no. 94435195103\*

**Parking brake cable (1986–1988)**  
Part no. 95142407202

**Wheel nut in aluminium**  
(1979–1988)  
Part no. 99918200336

**Brake disc for front axle**  
(1979–1988)  
Part no. 477405083D

**Decorated hub cap in Platinum**  
**Metallic (1980–1988)**  
Part no. 477601051G\*

**Check valve (1982–1985)**  
Part no. 477611933A

**Rear axle brake pad repair set**  
**-Energit- (1976–1985)**  
Part no. 477698076A

**Ball seat nut A14 x 1.5**  
(1976–1988)  
Part no. N 0201121\*

#### Hand lever / pedal assembly

**Gear selector gate cover strips**  
**for automatic transmission**  
(1976–1985) and 924 S  
(1986–1988)  
Part no. 477713277

**Washer 10.5 (1976–1988)**  
Part no. 90002500804\*

**Spring washer B8 (1976–1988)**  
Part no. 90002701503\*

**Clutch cable (1976–1985)**  
Part no. 477721333B

**Accelerator pedal (1976–1988)**  
Part no. 827723511B

**Hexagon nut M10**  
(1976–1988)  
Part no. N 10155210\*

#### Bodyshell

**Rear ram protection strip**  
(1976–1988)  
Part no. 477807319

**Washer 10.5 (1976–1988)**  
Part no. 90002500804\*

**Spring washer B8 (1976–1988)**  
Part no. 90002701503\*

**Spring washer B10 (1976–1988)**  
Part no. 90002701603\*

**Original Porsche Crest for the**  
**Porsche 911, 924, 944, 928,**  
**968, 959 and 964**  
(1976–1988)  
Part no. 90155921026\*

**Trim, left (1976–1988)**  
Part no. 91152135902

**Trim, right (1976–1988)**  
Part no. 91152136002

**Mirror housing, left**  
(1980–1985) and 924 S  
(1986–1988)  
Part no. 91173104303\*

**Mirror housing, right**  
(1980–1985) and 924 S  
(1986–1988)  
Part no. 91173104403\*

**Hexagon nut M10**  
(1976–1985)  
Part no. N 10155210\*

#### Electrical equipment

**Blade receptacle with**  
**latching tongue (1976–1988)**  
Part no. 111971959

**Pressure control valve**  
(1978–1979)  
Part no. 113955187\*

**Washer 10.5 (1976–1988)**  
Part no. 90002500804\*

**Spring washer B8 (1976–1988)**  
Part no. 90002701503\*

**Spring washer B10 (1976–1988)**  
Part no. 90002701603\*

**Electric fan (1986–1988)**  
Part no. 94462402103\*

**Auxiliary headlight, left**  
(1976–1988)  
Part no. 94463140700

**Auxiliary headlight, right**  
(1976–1988)  
Part no. 94463140800

**Spark plug WR 7 DC**  
(1986–1988)  
Part no. 99917015690

**Spark plug WR 6 DS**  
(1976–1979)  
Part no. 99917017590

**Sleeve (1976–1985)**  
Part no. 059903127A

**Light switch (1979–1988)**  
Part no. 477941531F\*

**Headlight cap (1976–1988)**  
Part no. 477941659A

**Hexagon nut M10**  
(1976–1988)  
Part no. N 10155210\*

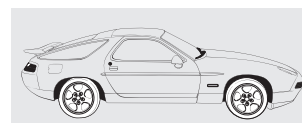
#### Accessories / miscellaneous

**Tool bag (1976–1988)**  
Part no. 94472102705

## 928

### 1978–1995

Examples produced **61,056**  
Part numbers available **8,500**



#### Engine

**Washer 10.5 (1978–1995)**  
Part no. 90002500804\*

**Spring washer B8 (1978–1995)**  
Part no. 90002701503\*

**Spring washer (1978–1995)**  
Part no. 90002800801

**Hexagon-head screw M10 x 45**  
(1981–1982)  
Part no. 90007437201\*

**Maintenance set**  
(1992–1995; M28.49/50)  
Part no. 92810093110\*

<b>Red oil filter (1978–1995)</b> Part no. 92810720107*
<b>Rubber grommet for suspending the motoroil cooler (1990–1995)</b> Part no. 9997020795A*
<b>Hexagon nut M10 (1978–1995)</b> Part no. N 10155210*
<b>Bearing needle sleeves (1987–1995)</b> Part no. PCG11069700
<b>Fuel / exhaust system</b>
<b>Spring washer B8 (1978–1995)</b> Part no. 90002701503*
<b>Fuel filter (1978–1995)</b> Part no. 93111014904
<b>Diaphragm valve for K-Jetronic (1983–1986)</b> Part no. 94411042900
<b>Transmission</b>
<b>Washer 10.5 (1983–1995)</b> Part no. 90002500804*
<b>Spring washer B10 (1978–1986)</b> Part no. 90002701603*
<b>Cylindrical-head screw M12×80 (1978–1989)</b> Part no. 90006726802
<b>Hexagon-head screw M10×45 (1980–1995)</b> Part no. 90007437201*
<b>Guide sleeve (1978–1986)</b> Part no. 92830331100
<b>Manual transmission mount (1978–1995)</b> Part no. 92837504516
<b>Bearing bush for automatic transmission (1978–1985)</b> Part no. 96030206309
<b>Ball bearing (1978–1986)</b> Part no. 99905213800
<b>Hexagon nut M10 (1978–1995)</b> Part no. N 10155210*
<b>Hexagon-head screw M10×75 (1978–1995)</b> Part no. N 0104736
<b>Front axle, steering</b>
<b>Washer 10.5 (1978–1995)</b> Part no. 90002500804*
<b>Spring washer B10 (1978–1995)</b> Part no. 90002701603*
<b>Hexagon-head screw M10×45 (1978–1995)</b> Part no. 90007437201*

<b>Wishbone top right (1986–1995)</b> Part no. 92834102837*
<b>Articulated carrier (1986–1995)</b> Part no. 92834104909
<b>Upper shock absorber mounting (1978–1995)</b> Part no. 92834305101
<b>Shock absorber – Boge (1986–1995)</b> Part no. 92834305507
<b>Stabiliser mounting (1986–1995; except Canada and USA)</b> Part no. 92834306991
<b>Pulley for servo pump (1978–1984)</b> Part no. 92834744108
<b>Sports steering wheel in black leather, without airbag (1978–1990)</b> Part no. 000043163008YR
<b>Grease for grease gun (1978–1995)</b> Part no. PCG04311000*
<b>Rear axle</b>
<b>Washer 10.5 (1978–1995)</b> Part no. 90002500804*
<b>Spring washer B10 (1978–1982)</b> Part no. 90002701603*
<b>Hexagon-head screw M10×45 (1978–1995)</b> Part no. 90007437201*
<b>Shock absorber (1980–1985)</b> Part no. 92833305112
<b>Damping rubber (1978–1995)</b> Part no. 92833346501
<b>Wheels, brakes</b>
<b>Spring washer B8 (1978–1982)</b> Part no. 90002701503*
<b>Tyre pressure gauge with leather pouch (1978–1995)</b> Part no. 91172220200*
<b>Brake disc for front axle, left (1980–1985)</b> Part no. 92835104306
<b>Brake disc for front axle, right (1980–1985)</b> Part no. 92835104401
<b>Brake pad repair set (1980–1985)</b> Part no. 92835193101
<b>Set of damping sleeves (1980–1985)</b> Part no. 92835194900
<b>Brake pad repair set (1992–1995)</b> Part no. 92835194903

<b>Brake pad repair set (1978–1986)</b> Part no. 92835295102
<b>Brake pad repair set (1978–1982)</b> Part no. 94435195103*
<b>Rear brake disc (1983–1995)</b> Part no. 95135204103*
<b>Set of brake pads (1980–1985)</b> Part no. 99635294903
<b>Wheel nut in aluminium (1979–1995)</b> Part no. 99918200336
<b>Decorated hub cap in Platinum Metallic (1978–1991)</b> Part no. 477601051G*
<b>Check valve (1983–1995)</b> Part no. 477611933A
<b>Hand lever / pedal assembly</b>
<b>Washer 10.5 (1978–1995)</b> Part no. 90002500804*
<b>Spring washer B8 (1978–1995)</b> Part no. 90002701503*
<b>Clutch hose (1978–1995)</b> Part no. 92842307707
<b>Hexagon nut M10 (1978–1995)</b> Part no. N 10153210*
<b>Bodyshell</b>
<b>Washer 10.5 (1978–1995)</b> Part no. 90002500804*
<b>Spring washer B8 (1978–1989)</b> Part no. 90002701503*
<b>Spring washer B10 (1978–1991)</b> Part no. 90002701603*
<b>Original Porsche Crest for the Porsche 911, 924, 944, 928, 968, 959 and 964 (1978–1995)</b> Part no. 90155921026*
<b>Trim, left (1978–1984)</b> Part no. 91152135902
<b>Trim, right (1978–1984)</b> Part no. 91152136002
<b>Mirror housing, left (1978–1991)</b> Part no. 91173104303*
<b>Mirror housing, right (1978–1991)</b> Part no. 91173104403*
<b>Rear-view mirror, auto-dimming (1987–1989)</b> Part no. 99373198200
<b>Hexagon nut M10 (1978–1991)</b> Part no. N 10155210*

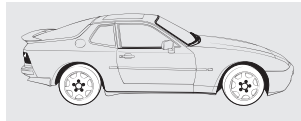
<b>Electrical equipment</b>
<b>Washer 10.5 (1985–1995)</b> Part no. 90002500804*
<b>Spring washer B8 (1978–1986)</b> Part no. 90002701503*
<b>Spring washer B10 (1978–1991)</b> Part no. 90002701603*
<b>Glass retaining frame (1983–1985)</b> Part no. 90163110206
<b>Alternator indicator light diode (1983–1991)</b> Part no. 91161710801*
<b>Aerial cable (1987–1989)</b> Part no. 91164526300
<b>Brake hose (1978–1984)</b> Part no. 92835507904
<b>Timing belt, ignition distributor (1984–1986)</b> Part no. 92860254100
<b>Central electrical system (1987–1989)</b> Part no. 92861010516*
<b>Switch (1978–1995)</b> Part no. 92861312700
<b>Pump for windscreen washer system (1978–1984)</b> Part no. 92862807401
<b>Side indicator (1978–1995)</b> Part no. 92863141002
<b>Direction indicator, right (1978–1995)</b> Part no. 92863142120
<b>Direction indicator, left (1978–1995)</b> Part no. 92863142121
<b>Temp./tank indication display (1983–1986)</b> Part no. 92864194301
<b>Temp./tank indication display (1978–1982; USA only)</b> Part no. 92864194301
<b>Voltage/oil indication display (1983–1986)</b> Part no. 92864196301*
<b>Spark plug W 8 DC (1978–1982)</b> Part no. 99917017090
<b>Water protection cap (1983–1995)</b> Part no. 99965900140*

\*Refer also to the image section from p. 48 to p. 72

# 944

## 1982-1991

Examples produced **163,302**  
Part numbers available **6,200**



Engine
Washer 10.5 (1982-1991) Part no. 90002500804*
Hexagon-head screw M10 x 45 (1987-1991) Part no. 90007437201*
Crankcase 924 S, 944 2.5-litre; without pistons (1982-1989; 2.5-litre engine, M44.01-M44.10) Part no. 94410096000*
Crankcase 944 2.7-litre, without pistons (1989-1991; 2.7-litre engine; M44.11/12) Part no. 94410096100*
Crankcase 944 S2 3.0-litre, without pistons (1989-1991; 3.0-litre engine; M44.41) Part no. 94410096200*
Oil sump gasket (1982-1991) Part no. 94410120502
Crankshaft (1982-1989) M44/01-04,11,12,52 Part no. 94410201513
Balance shaft belt (1982-1991) Part no. 94410221904*
Gear wheel for the camshaft drive (1987-1991) Part no. 94410512507*
Camshaft timing belt (1982-1991; M44/11,12,52) Part no. 94410515704
Camshaft timing belt (1987-1991; M44/40,41,42,43,44) Part no. 94410532302
Cap (1985-1991) Part no. 94410610300
Air filter cartridge (1982-1989) Part no. 94411018602
Boot (1982-1991) Part no. 94411035804*
Auxiliary air valve (1982-1985) Part no. 94460610301

Maintenance set (1989-1991; M44/52) Part no. 95110093001
Set of valve springs (1985-1991) Part no. 95110590510
<b>Fuel / exhaust system</b>
Washer 10.5 (1985-1991) Part no. 90002500804*
Diaphragm valve for fuel tank breather (1982-1991) Part no. 94411042900
Rear muffler (1982-1989) Part no. 94411108301
Fuel pump (1982-1989) Part no. 94460810204
<b>Transmission</b>
Washer 10.5 (1982-1991) Part no. 90002500804*
Spring washer B8 (1985-1991) Part no. 90002701503*
Spring washer B10 (1982-1989) Part no. 90002701603*
Cylindrical-head screw M12 x 80 (1985-1991) Part no. 90006726802
Repair kit for clutch slave cylinder (1982-1991) Part no. 92811690100
Spacer bush (1982-1991) Part no. 94411663111
<b>Front axle, steering</b>
Spring washer B8 (1982-1985) Part no. 90002701503*
Nut M14 x 1.5 (1985-1989) Part no. 90007800503
Wishbone, left (1987-1991) Part no. 94434192731
Wishbone, right (1987-1991) Part no. 94434192831
Shock absorber strut - Fichtel & Sachs - left (1990-1991) Part no. 95134303112
Shock absorber strut - Fichtel & Sachs - right (1990-1991) Part no. 95134303212
Ball joint, 17 mm (1982-1985) Part no. 171407365G
Sports steering wheel in black leather, without airbag (1986-1991) Part no. 968347084008YR*
Grease for grease gun (1982-1991) Part no. PCG04311000*

<b>Rear axle</b>
Clamp (1982-1991) Part no. 113411333
Drive shaft (1982-1985) Part no. 477501103
Cotter pin 5 x 45 (1982-1985) Part no. 90002102502
Washer 10.5 (1982-1988) Part no. 90002500804*
Wheel bearing (1985-1991) Part no. 99905302001
<b>Wheels, brakes</b>
Washer 10.5 (1989-1991) Part no. 90002500804*
Spring washer B10 (1982-1986) Part no. 90002701603*
Tyre pressure gauge with leather pouch (1982-1991) Part no. 91172220200*
Floating frame, left (1984-1989) Part no. 94435142900
Floating frame, right (1984-1989) Part no. 94435143000
Brake pad repair set (1982-1989) Part no. 94435195103*
Rear brake disc (1985-1986) Part no. 95135204103*
Compensating reservoir for brake fluid (1985-1991) Part no. 95135530302
Wheel nut in aluminium (1982-1991) Part no. 99918200336
Brake disc for front axle (1982-1986) Part no. 477405083D
Decorated hub cap in Platinum Metallic (1985-1991) Part no. 477601051G*
Check valve (1982-1991) Part no. 477611933A
Hexagon nut M10 (1989-1991) Part no. N 10155210*
<b>Hand lever / pedal assembly</b>
Gear selector gate cover strips for automatic transmission (1982-1985) Part no. 477713277
Washer 10.5 (1982-1991) Part no. 90002500804*
Spring washer B8 (1982-1991) Part no. 90002701503*

Clutch master cylinder (1990-1991) Part no. 94442314900
Accelerator pedal (1982-1991) Part no. 827723511B
Hexagon nut M10 (1982-1991) Part no. N 10155210*
<b>Bodyshell</b>
Rear ram protection strip (1982-1989) Part no. 477807319
Washer 10.5 (1982-1991) Part no. 90002500804*
Spring washer B8 (1982-1991) Part no. 90002701503*
Spring washer B10 (1982-1991) Part no. 90002701603*
Original Porsche Crest for the Porsche 911, 924, 944, 928, 968, 959 and 964 (1982-1991) Part no. 90155921026*
Trim, left (1982-1985) Part no. 91152135902
Trim, right (1982-1985) Part no. 91152136002
Mirror housing, left (1982-1991) Part no. 91173104303*
Mirror housing, right (1982-1991) Part no. 91173104403*
Set of side mouldings and trim strips (1982-1991) Part no. 93155990100*
Side wall, left (1989-1991) Part no. 94150362510
Side wall, right (1989-1991) Part no. 94150362610
Cross member (1985-1991) Part no. 94450207903
Door sill, left (1982-1991) Part no. 94450361102*
Door sill, right (1982-1991) Part no. 94450361202*
Expansion valve (1985-1991) Part no. 94457320100
End plate for 944 Turbo (1985-1991) and 944 S2 (1989-1991) Part no. 95150303300*
Set of winged rear aprons (1985-1991) Part no. 95150495100

Rear-view mirror, auto-dimming (1984–1991)  
Part no. 99373198200

#### Electrical equipment

Blade receptacle with latching tongue (1982–1991)  
Part no. 111971959

Washer 10.5 (1982–1991)  
Part no. 90002500804\*

Spring washer B8 (1982–1985)  
Part no. 90002701503\*

Hexagon-head screw M10×45 (1985–1991)  
Part no. 90007437201\*

Alternator indicator light diode (1985–1989)  
Part no. 91161710801\*

Electric fan (1982–1991)  
Part no. 94462402103\*

Auxiliary headlight, right (1982–1989)  
Part no. 94463140800

Auxiliary headlight, left (1982–1989)  
Part no. 94463140700

Relay for turbocharger water pump (1985–1991)  
Part no. 95161814902\*

Light switch (1982–1985)  
Part no. 477941531F\*

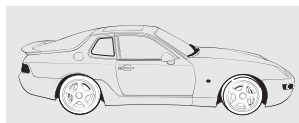
Headlight cap (1982–1985)  
Part no. 477941659A

Hexagon nut M10 (1982–1991)  
Part no. N 10155210\*

## 968

### 1992–1995

Examples produced **11,248**  
Part numbers available **5,900**



#### Engine

Washer 10.5 (1992–1995)  
Part no. 90002500804\*

Crankcase 968 3.0-litre without pistons (1992–1995; 3.0-litre engine, M44.43/44)  
Part no. 94410096300\*

Oil sump gasket (1992–1995)  
Part no. 94410120502

Balance shaft belt (1992–1995)  
Part no. 94410221904\*

Gear wheel for the camshaft drive (1992–1995)  
Part no. 94410512507\*

Gear wheel for the camshaft drive (1992–1995)  
Part no. 94410532302

#### Transmission

Washer 10.5 (1992–1995)  
Part no. 90002500804\*

Spring washer B8 (1992–1995)  
Part no. 90002701503\*

Spring washer B10 (1992–1995)  
Part no. 90002701603\*

Spacer bush (1992–1995)  
Part no. 94411663111

Oil filter set (1992–1995)  
Part no. 94430790100

Hexagon nut M10 (1992–1995)  
Part no. N 10155210\*

#### Front axle, steering

Shock absorber strut – Fichtel & Sachs – left (1992–1995)  
Part no. 95134303112

Shock absorber strut – Fichtel & Sachs – right (1992–1995)  
Part no. 95134303212

Sports steering wheel in black leather, without airbag (1992–1995)  
Part no. 968347084008YR\*

Grease for grease gun (1992–1995)  
Part no. PCG04311000\*

#### Rear axle

Clamp (1992–1995)  
Part no. 113411333

Spring washer B8 (1992–1995)  
Part no. 90002701503\*

Wheel bearing (1992–1995)  
Part no. 99905302001

#### Wheels, brakes

Tyre pressure gauge with leather pouch (1992–1995)  
Part no. 91172220200\*

Compensating reservoir for brake fluid (1992–1995)  
Part no. 95135530302

Parking brake cable (1992–1995)  
Part no. 95142407202

Wheel nut in aluminium (1992–1995)  
Part no. 99918200336

Hexagon nut M10 (1992–1995)  
Part no. N 10155210\*

#### Hand lever / pedal assembly

Washer 10.5 (1992–1995)  
Part no. 90002500804\*

Clutch master cylinder (1992–1995)  
Part no. 94442314900

Tiptronic gear selector lever cable (1992–1995)  
Part no. 94442603305\*

Hexagon nut M10 (1992–1995)  
Part no. N 10155210\*

#### Bodyshell

Washer 10.5 (1992–1995)  
Part no. 90002500804\*

Spring washer B8 (1992–1995)  
Part no. 90002701503\*

Set of side mouldings and trim strips (1992–1995)  
Part no. 93155990100\*

Original Porsche Crest for the Porsche 911, 924, 944, 928, 968, 959 and 964 (1992–1995)  
Part no. 90155921026\*

Side wall, right (1992–1995)  
Part no. 94150362610

Side wall, left (1992–1995)  
Part no. 94150362510

Strike plate, left (1992–1995)  
Part no. 94450108103

Strike plate, right (1992–1995)  
Part no. 94450108203

Cross member (1992–1995)  
Part no. 94450207903

Expansion valve (1992)  
Part no. 94457320100

Expansion valve (1992–1995)  
Part no. 94457320101

Top covering, rear, Cobalt Blue (1992–1995)  
Part no. 941561053103ZL

Sun visor for Coupé (1992–1995)  
Part no. 9447310310170A

Mirror housing, prime coated (1992–1995)  
Part no. 96573124300G2L

#### Electrical equipment

Blade receptacle with latching tongue (1992–1995)  
Part no. 111971959

Washer 10.5 (1992–1995)  
Part no. 90002500804\*

Hexagon-head screw M10×45 (1992–1995)  
Part no. 90007437201\*

Electric fan (1992–1995)  
Part no. 94462402103\*

Hexagon nut M10 (1992–1995)  
Part no. N 10155210\*

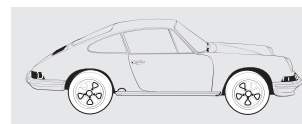
#### Accessories / miscellaneous

Tool bag (1992–1995)  
Part no. 94472102705

## 911 F

### 1965–1973

Examples produced **81,100**  
Part numbers available **3,500**



#### Engine

Motoroil 20W-50, 1 litre (1965–1973)  
Part no. 00004320928\*

Motoroil 20W-50, 5 litres (1965–1973)  
Part no. 00004320929\*

Sealing washer (1965–1969; 912 only)  
Part no. 61610216301

Spring washer B8 (1965–1973)  
Part no. 90002701503\*

Spring disc (1965–1973)  
Part no. 90002800801

Wing nut, M8, black plastic (1970–1973)  
Part no. 90002900340

27 mm venturi (1965–1971)  
Part no. 90110098303\*

Chain box seal, left (1965–1967)  
Part no. 90110519102

**Chain box seal, right (1965–1967)**  
Part no. 90110519202

**Seal for crankcase cover (1965–1969)**  
Part no. 90110519803

**Oil cooler with screw socket (1965–1971)**  
Part no. 90110704103\*

**Red oil filter for 911 T/E (1965–1971) and 911 S (1965–1973)**  
Part no. 90110720310\*

**Seal for air filter insert in housing (1965–1973)**  
Part no. 90110821502\*

**Reversing lever (1969–1973)**  
Part no. 90110872002

**Air filter insert (1965–1973)**  
Part no. 90110895511

**Tensioning cap for Bosch alternator (1969–1973)**  
Part no. 90160342702

**Tensioning cap for Motorola alternator (1965–1973)**  
Part no. 90160342801

**Suppression plug (1965–1973) only for 914/6**  
Part no. 90160930901

**Leaf spring for Zenith carburettor (1970–1973)**  
Part no. 91110092200

**Oil cooler with hose fitting (1972–1973)**  
Part no. 91110704102\*

**Radiator coil (1970–1973)**  
Part no. 91110704700\*

**Locking clamp (1970–1973)**  
Part no. 91110816700\*

**Injection pump ring piece (1972–1973)**  
Part no. 91110891201

**Gasket set for valve cover (1965–1973)**  
Part no. 93010590201\*

**Oil return pipe, split (1965–1973)**  
Part no. 93010704001

**Red oil filter for 911 T/E (1972–1973)**  
Part no. 93010776403\*

**O-ring on carburettor (1965–1969)**  
Part no. 99970104350

**Air supply pipe, left (1965–1969; 912 only)**  
Part no. 546 06063\*

**Air supply pipe, right (1965–1969; 912 only)**  
Part no. 546 06064\*

**Lock nut (1965–1973)**  
Part no. 9990846010C

**Fuel / exhaust system**

**Spring washer B8 (1965–1973)**  
Part no. 90002701503\*

**Screw plug M 14 × 1.5 (1965–1969)**  
Part no. 90021900302

**Fuel filter ring piece (1965–1973)**  
Part no. 90111091601

**Heating hose (1970–1973)**  
Part no. 90121119401

**Exhaust silencer (1965–1973)**  
Part no. 91111102505\*

**Fuel tank, plastic, 85-litre (1969–1973)**  
Part no. 91120101013\*

**Fuel tank, 62-litre (1965–1973)**  
Part no. 91120190402\*

**Narrow V-belt 9.5 × 710 (1965–1973)**  
Part no. 9991921765A\*

**Hexagon nut M10 (1969–1973)**  
Part no. N 10155210\*

**Transmission**

**Spring washer B8 (1965–1973)**  
Part no. 90002701503\*

**Clutch plate (1965–1969)**  
Part no. 90111601400

**Gasket set (1965–1970)**  
Part no. 90130090100

**Gasket set (1965–1971)**  
Part no. 90130091600

**Lever shaft (1970–1973)**  
Part no. 91511613307\*

**Spring (1972–1973; 911 Carrera RS 2.7 only)**  
Part no. 91530732100

**Adjusting ring (1965–1973)**  
Part no. 91533226512

**Hexagon nut M10 (1965–1973)**  
Part no. N 10155210\*

**Front axle, steering**

**Washer 10.5 (1965–1973)**  
Part no. 90002500804\*

**Spring washer B8 (1965–1973)**  
Part no. 90002701503\*

**Spring washer B10 (1965–1973)**  
Part no. 90002701603\*

**Nut M 14 × 1.5 (1965–1973)**  
Part no. 90007800503

**Hexagon-head screw (1965–1968)**  
Part no. 90008202902

**Seal for front axle stone guard, 585 mm (1965–1971)**  
Part no. 90134116501

**Seal for front axle stone guard, 570 mm (1965–1971)**  
Part no. 90134116601

**Grease for grease gun (1965–1973)**  
Part no. PCG04311000\*

**Seal for front axle stone guard, 690 mm (1972–1973)**  
Part no. 90134118101

**Spacer ring (1965–1968)**  
Part no. 90134166100

**Cancel ring (1965–1973)**  
Part no. 90161332505

**Stone guard (1965–1973)**  
Part no. 91134102501

**Stone guard (1965–1973)**  
Part no. 91134116100

**Steering shaft bearing (1965–1973)**  
Part no. 91134702901

**Wheel bearing clamping nut (1965–1973)**  
Part no. 91434167100

**Horn contact pin (1965–1973)**  
Part no. 91434783201

**Guide bush (1972–1973)**  
Part no. 1119535350\*

**Rear axle**

**Washer 10.5 (1965–1973)**  
Part no. 90002500804\*

**Spring washer B8 (1965–1973)**  
Part no. 90002701503\*

**Rear axle strut (1965–1968)**  
Part no. 90133300307

**Drive shaft (1969–1973)**  
Part no. 91133203309

**Washer (1965–1973)**  
Part no. N 0115344

**Wheels, brakes**

**Spring washer B8 (1965–1973)**  
Part no. 90002701503\*

**Sealing ring (1965–1973)**  
Part no. 90435590200

**Perforated disc wheel in Silver Metallic 6 J X 15 ET 36 (1970–1973)**  
Part no. 91136102100\*

**Tyre pressure gauge with leather pouch (1965–1973)**  
Part no. 91172220200\*

**Wheel nut in aluminium (1968–1973)**  
Part no. 99918200336

**Brake disc for front axle (1970–1973)**  
Part no. 477405083D

**Ball seat nut A14 × 1.5 (1965–1973)**  
Part no. N 0201121\*

**Damping mat 1,000 × 500 × 2.3 mm (1965–1973)**  
Part no. PCG55690200\*

**Crested plaque for hub cap (1965–1973)**  
Part no. PCG55980100\*

**Decorated hub cap (1965–1973)**  
Part no. SOW91103811\*

**Hand lever / pedal assembly**

**Washer 10.5 (1965–1973)**  
Part no. 90002500804\*

**Spring washer B8 (1965–1973)**  
Part no. 90002701503\*

**Clutch cable (1970–1971)**  
Part no. 91142321006

**Rubber pad (1965–1973)**  
Part no. 91442321000

**Gear lever (1965–1973)**  
Part no. 91442401603\*

**Bodyshell**

**Spacer (1965–1973)** Part no. 64452178305

**Cover plate (1965–1973)**  
Part no. 64454192106\*

**Washer 10.5 (1965–1973)**  
Part no. 90002500804\*

**Washer (1970–1973)**  
Part no. 90002502102

**Spring washer B8 (1965–1973)**  
Part no. 90002701503\*

**Raised countersunk head self-tapping screw 2.9 × 9.5 (1965–1969)**  
Part no. 90014500202

**Bearing in chrome (1965–1973)** Part no. 90154255822\*

**Original Porsche Crest for the early Porsche 911 (1965–1973)**  
Part no. 90155921027\*

**Targa SoftWindow lock, left (1967–1969)**  
Part no. 90156580140\*

**Targa SoftWindow lock, right (1967–1969)**  
Part no. 90156580240\*

**Retaining bar (1965–1973)**  
Part no. 90250514521

**Door seal frame, left/right (1969–1973)**  
Part no. 91153109503

**Clear rear screen (1965–1973)**  
Part no. 91154510502\*

**Flange (1972)**  
Part no. 91610117501\*

**Wing thin sheet, left (1972–1973)**  
Part no. 90150303126GRV

**Wing thin sheet, right (1972–1973)**  
Part no. 90150303224GRV

**Light frame, prime coated (1965–1968)**  
Part no. 90150303822GRV

**Bumper (1965–1969)**  
Part no. 90150501120GRV

**Lid thin sheet, front (1972–1973)**  
Part no. 90151101021GRV

**Side section thin sheet, left (1972–1973)**  
Part no. 91150304501GRV

**Side section thin sheet, right (1972–1973)**  
Part no. 91150304601GRV

**Rear side section, left (1965–1973)**  
Part no. 91150306100GRV

**Rear side section, right (1965–1973)**  
Part no. 91150306201GRV

**Door exterior panelling thin sheet, left (1972–1973)**  
Part no. 91153102104GRV

**Door exterior panelling thin sheet, right (1972–1973)**  
Part no. 91153102204GRV

**Bare door shell without mirror bore, left (1965–1973)**  
Part no. 91153120100GRV\*

**Bare door shell without mirror bore, right (1965–1973)**  
Part no. 91153120200GRV\*

**Hexagon nut M10 (1969–1973)**  
Part no. N 10155210\*

**Dome strut, polished (1970–1973)**  
Part no. PCG50133500\*

**Right armrest with handle (1969–1973)**  
Part no. PCG55504223\*

**Left armrest with handle (1969–1973)**  
Part no. PCG55504123

**Right armrest without handle (1969–1973)**  
Part no. PCG55504225

**Left armrest without handle (1969–1973)**  
Part no. PCG55504125

**Headlight casing, prime coated (1965–1969)**  
Part no. PCG63101521GRV

**Electrical equipment**

**Blade receptacle with latching tongue (1965–1973)**  
Part no. 111971959

**Washer 10.5 (1965–1969)**  
Part no. 90002500804\*

**Spring washer B8 (1965–1973)**  
Part no. 90002701503\*

**Spring washer B10 (1965–1973)**  
Part no. 90002701603\*

**Earth strap (1969)**  
Part no. 90161190220

**Trim cover for ignition lock (1965–1973)**  
Part no. 90161316002

**Headlight ring (1965–1972)**  
Part no. 90163110204\*

**Glass retaining frame (1965–1973)**  
Part no. 90163110206

**Luggage compartment light support (1965–1973)**  
Part no. 90163229100

**Loudspeaker with dashboard cover installation set (1965–1973)**  
Part no. 91164540101

**Pump for windscreen washer system (1970–1973)**  
Part no. 92862807401

**Spark plug (1969–1973)**  
Part no. 99917018690

**U-bolt (1965–1973)**  
Part no. 99951104603\*

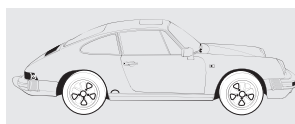
**Water protection cap (1965–1973)**  
Part no. 99965900140\*

#### Accessories / miscellaneous

**Car cover (without spoiler, with exterior mirrors right/left) (1965–1973)**  
Part no. 0004320201

## 911 G 1974–1989

Examples produced **196,397**  
Part numbers available **7,100**



#### Engine

**Motoroil 20W-50, 1 litre (1974–1977; up to 2.7 litres displacement)**  
Part no. 00004320928\*

**Motoroil 20W-50, 5 litres (1974–1977; up to 2.7 litres displacement)**  
Part no. 00004320929\*

**Motoroil 10W-60, 1 litre (1978–1989; from 3.0 litres displacement)**  
Part no. 00004320930\*

**Motoroil 10W-60, 5 litres (1978–1989; from 3.0 litres displacement)**  
Part no. 00004320931\*

**Washer 10.5 (1974–1989)**  
Part no. 90002500804\*

**Spring washer B8 (1974–1989)**  
Part no. 90002701503\*

**Spring disc (1974–1989)**  
Part no. 90002800801

**Wing nut, M8, black plastic (1974–1976)**  
Part no. 90002900340

**Hexagon-head screw M10×45 (1978–1989; Cabrio)**  
Part no. 90007437201\*

**Oil splash tube (1974–1979)**  
Part no. 90110536201\*

**Seal for air filter insert in housing (1974–1977)**  
Part no. 90110821502\*

**Air filter insert (1974–1976)**  
Part no. 90110895511

**Tensioning cap for Motorola alternator (1974–1981)**  
Part no. 90160342801

**Suppression plug (1974–1976)**  
Part no. 90160930901

**Oil cooler with hose fitting (1974–1989)**  
Part no. 91110704102\*

**Intake hose (1974–1989)**  
Part no. 91110723300\*

**Locking clamp (1974–1977)**  
Part no. 91110816700\*

**Injection pump ring piece (1974–1976)**  
Part no. 91110891201

**Torsion bearing (1983–1989)**  
Part no. 91137504305

**Bumper end cap rear, left (1974–1983)**  
Part no. 91150534100\*

**Bumper end cap rear, right (1974–1983)**  
Part no. 91150534200\*

**Microswitch (1984–1989)**  
Part no. 91160601303\*

**Pulley (1978–1983)**  
Part no. 93010202804

**Gasket set for valve cover (1974–1989)**  
Part no. 93010590201\*

**Engine cover (1984–1989)**  
Part no. 93010608901

**V-belt pulley half (1974–1989)**  
Part no. 93010620902\*

**Oil return pipe, split (1974–1989)**  
Part no. 93010704001

**Intake hose (1978–1989; Turbo)**  
Part no. 93010723302\*

**Red oil filter (1974–1989)**  
Part no. 93010776403\*

**Fuel filter (1978–1980)**  
Part no. 93011007602

**Spacer sleeve 70.5 mm (1975–1977; Turbo only)**  
Part no. 93011043600\*

**Spacer sleeve 65.8 mm (1975–1989; Turbo only)**  
Part no. 93011043601\*

**Hose from throttle body to recirculating air valve (1987–1989)**  
Part no. 93020723601

**Oil pump (1978–1989)**  
Part no. 99610700870

<b>Washer for induction pipes</b> 8.1 × 15 × 3 (1984–1989) Part no. 99902515202
<b>Lock nut (1974–1983)</b> Part no. 9990846010C
<b>Fuel / exhaust system</b>
<b>Washer 10.5 (1975–1983)</b> Part no. 90002500804*
<b>Fuel filter ring piece</b> (1974–1977) Part no. 90111091601
<b>Heating hose (1974–1989)</b> Part no. 90121119401
<b>Return line (1974–1983)</b> Part no. 91135606205
<b>Fuel return line (1974–1977)</b> Part no. 91135606407*
<b>Fuel hose (1980–1983)</b> Part no. 91135608701
<b>Air distributor tube (1984–1989; not for engine type 930/26)</b> Part no. 93021133500
<b>Rubber sleeve (1984–1989)</b> Part no. 93021133901
<b>Fuel pump (1984–1989)</b> Part no. 94460810204
<b>Narrow V-belt 9.5 × 710</b> (1974–1989) Part no. 9991921765A*
<b>Hexagon nut M10</b> (1974–1977) Part no. N 10155210*
<b>Transmission</b>
<b>Spring washer B8 (1974–1989)</b> Part no. 90002701503*
<b>Release bearing (1974–1986)</b> Part no. 91511608280
<b>Lever shaft (1974–1977)</b> Part no. 91511613307*
<b>Gasket set (1984–1986)</b> Part no. 91530091101
<b>Adjusting ring (1974–1989)</b> Part no. 91533226512
<b>Bush 12 × 14 × 15 (1987–1989)</b> Part no. 99992402600
<b>Hexagon nut M10 (1974–1983)</b> Part no. N 10155210*
<b>Front axle, steering</b>
<b>Washer 10.5 (1974–1989)</b> Part no. 90002500804*
<b>Spring washer B8 (1974–1989)</b> Part no. 90002701503*
<b>Spring washer B10 (1974–1989)</b> Part no. 90002701603*

<b>Tie rod bellows</b> (1975–1989) Part no. 90134719102
<b>Strut (1974–1989; except Turbo)</b> Part no. 91134103101*
<b>Shock absorber strut, left</b> (1974–1989) Part no. 91134104133*
<b>Shock absorber strut, right</b> (1974–1989) Part no. 91134104233*
<b>Stone guard (1974–1977)</b> Part no. 91134116100
<b>Steering shaft bearing</b> (1974–1989) Part no. 91134702901
<b>Slip ring (1974–1989)</b> Part no. 91134709905
<b>Switch housing without</b> <b>cruise control (1974–1989)</b> Part no. 91161332800*
<b>Switch housing with</b> <b>cruise control (1974–1989)</b> Part no. 91161332801
<b>Wiper contact (1974–1989)</b> Part no. 91161352100
<b>Strut for front axle</b> (1975–1989; Turbo only) Part no. 93034103102*
<b>Wishbone, left</b> (1975–1989; Turbo) Part no. 93034190101
<b>Wishbone, right</b> (1975–1989; Turbo) Part no. 93034190201
<b>Sports steering wheel</b> <b>in black leather, without airbag</b> (1974–1989) Part no. 000043161008YR
<b>Guide bush (1974–1977)</b> Part no. 111953535D*
<b>Grease for grease gun</b> (1974–1989) Part no. PCG04311000*
<b>Rear axle</b>
<b>Clamp</b> (1978–1989) Part no. 113411333
<b>Washer 10.5 (1974–1989)</b> Part no. 90002500804*
<b>Spring washer B8 (1974–1989)</b> Part no. 90002701503*
<b>Drive shaft (1974–1978)</b> Part no. 91133203309
<b>Wheel bearing</b> (1974–1989; Carrera) Part no. 99905302001

<b>Washer (1974–1989)</b> Part no. N 0115344
<b>Wheels, brakes</b>
<b>Spring washer B8 (1974–1989)</b> Part no. 90002701503*
<b>Protective cap for master</b> <b>brake cylinder (1974–1977)</b> Part no. 90135592400
<b>Sealing ring (1974–1977)</b> Part no. 90435590200
<b>Brake pad repair set</b> <b>without fasteners (1974–1989)</b> Part no. 91135195008
<b>Brake pad repair set</b> (1974–1989) Part no. 91135195009
<b>Perforated disc wheel</b> <b>in Silver Metallic 6 J X 15 ET 36</b> (1978–1983) Part no. 91136102100*
<b>Tyre pressure gauge</b> <b>with leather pouch (1974–1989)</b> Part no. 91172220200*
<b>Brake disc, left (1981–1989)</b> Part no. 93035104703*
<b>Brake disc, right (1981–1989)</b> Part no. 93035104803*
<b>Brake caliper, left</b> (1978–1989) Part no. 93035109103*
<b>Brake caliper, right</b> (1978–1989) Part no. 93035109203*
<b>Wheel nut in aluminium</b> (1974–1989) Part no. 99918200336
<b>Brake disc for front axle</b> (1974–1983) Part no. 477405083D
<b>Check valve (1987–1989)</b> Part no. 477611933A
<b>Ball seat nut A14 × 1.5</b> (1974–1983) Part no. N 0201121*
<b>Damping mat</b> 1,000 × 500 × 2.3 mm (1974–1989) Part no. PCG55690200*
<b>Decorated hub cap (1974–1989)</b> Part no. SOW91103811*
<b>Hand lever / pedal assembly</b>
<b>Washer 10.5 (1974–1989)</b> Part no. 90002500804*
<b>Spring washer B8 (1974–1989)</b> Part no. 90002701503*
<b>Spring washer B10 (1975–1988)</b> Part no. 90002701603*

<b>Return spring (1977–1986)</b> Part no. 91142330602
<b>Ball socket (1974–1986)</b> Part no. 91142413901
<b>Parking brake cable (1978–1989)</b> Part no. 91142455104
<b>Rubber pad (1974–1989)</b> Part no. 91442321000
<b>Hexagon nut M10</b> (1987–1989) Part no. N 10155210*
<b>Bodyshell</b>
<b>Cover plate (1974–1979)</b> Part no. 64454192106*
<b>Washer 10.5 (1974–1989)</b> Part no. 90002500804*
<b>Washer (1974–1989)</b> Part no. 90002502102
<b>Spring washer B8 (1974–1989)</b> Part no. 90002701503*
<b>Spring washer B10 (1974–1989)</b> Part no. 90002701603*
<b>Bearing in chrome (1974–1977)</b> Part no. 90154255822*
<b>Original Porsche Crest for the</b> <b>Porsche 911, 924, 944, 928,</b> <b>968, 959 and 964 (1974–1989)</b> Part no. 90155921026*
<b>Original Porsche Crest</b> <b>for the early Porsche 911 (1974)</b> Part no. 90155921027*
<b>Front spoiler installation kit,</b> <b>Carrera (1984–1989)</b> Part no. 91150399500
<b>Sealing strip, front (1974–1989)</b> Part no. 91150518701*
<b>Rear spoiler without rear wiper</b> (1984–1989) Part no. 91151204300
<b>Trim, left (1974–1986)</b> Part no. 91152135902
<b>Trim, right (1974–1986)</b> Part no. 91152136002
<b>Door seal frame, left/right</b> (1974–1989) Part no. 91153109503
<b>Door arrester with fastening set</b> (1978–1989) Part no. 91153195700*
<b>Cover plate in black</b> (1978–1983) Part no. 91154318701*
<b>Clear rear screen (1974–1986)</b> Part no. 91154510502*
<b>Tension wire (1984–1989)</b> Part no. 91155556100

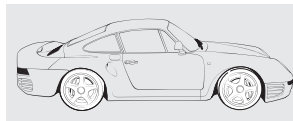
<b>'Carrera' logo in gold colour (1974-1977)</b> Part no. 91155903605*
<b>Air intake grille cover (1974-1989)</b> Part no. 91155941101*
<b>Button (1977-1986)</b> Part no. 91161399500*
<b>Electric motor for air conditioning system (1984-1989)</b> Part no. 91162489900*
<b>Mirror housing, left (1978-1989)</b> Part no. 91173104303*
<b>Mirror housing, right (1978-1989)</b> Part no. 91173104403*
<b>Mirror base (1989; Speedster)</b> Part no. 91173122100*
<b>Mirror base, left (1978-1989)</b> Part no. 91173124102*
<b>Mirror base, right (1978-1989)</b> Part no. 91173128802*
<b>Spoiler PU rim (1978-1989)</b> Part no. 93051202100
<b>'Turbo' logo (1975-1989)</b> Part no. 93055931703*
<b>Grille (1978-1989)</b> Part no. 99355941100*
<b>Headlight casing, left (1987-1989)</b> Part no. 91150301505GRV
<b>Headlight casing, right (1987-1989)</b> Part no. 91150301605GRV
<b>Bare door shell without mirror bore, left (1974-1987)</b> Part no. 91153120100GRV*
<b>Bare door shell without mirror bore, right (1974-1987)</b> Part no. 91153120200GRV*
<b>Dashboard trim in black (1986-1989; right-hand drive)</b> Part no. 911552593077AE*
<b>Hexagon nut M10 (1974-1977)</b> Part no. N 10155210*
<b>Dome strut, polished (1974-1989)</b> Part no. PCG50133500*
<b>Electrical equipment</b>
<b>Blade receptacle with latching tongue (1974-1989)</b> Part no. 111971959

<b>Pressure control valve (1974-1983)</b> Part no. 113955187*
<b>Spring washer B8 (1974-1989)</b> Part no. 90002701503*
<b>Spring washer B10 (1974-1983)</b> Part no. 90002701603*
<b>Glass retaining frame (1974-1977)</b> Part no. 90163110206
<b>Luggage compartment light support (1974-1989)</b> Part no. 90163229100
<b>Wiring harness (1984-1986)</b> Part no. 91161214701
<b>Alternator indicator light diode (1977-1986)</b> Part no. 91161710801*
<b>Bowden cable (1981-1983)</b> Part no. 91161712402
<b>Front fog light, left (1984-1989)</b> Part no. 91163120300*
<b>Front fog light, right (1984-1989)</b> Part no. 91163120400*
<b>Licence plate lamp seal (1974-1989)</b> Part no. 91163160801*
<b>Aerial cable (1987-1989)</b> Part no. 91164526300
<b>Pump for windscreen washer system (1974-1989)</b> Part no. 92862807401
<b>Auxiliary headlight, left (1987-1989)</b> Part no. 94463140700
<b>Auxiliary headlight, right (1987-1989)</b> Part no. 94463140800
<b>Water protection cap (1974-1989)</b> Part no. 99965900140*
<b>Headlight cap (1987-1989)</b> Part no. 477941659A
<b>Hexagon nut M10 (1974-1983)</b> Part no. N 10155210*
<b>Accessories / miscellaneous</b>
<b>Car cover (without spoiler, with exterior mirrors right/left) (1974-1989)</b> Part no. 00004320201

# 959

## 1987-1988

Examples produced **292**  
Part numbers available **2,300**



<b>Engine</b>
<b>Washer 10.5 (1987-1988)</b> Part no. 90002500804*
<b>Spring washer (1987-1988)</b> Part no. 90002800801
<b>O-ring for throttle body (1987-1988)</b> Part no. 99970178040*
<b>Seal (1987-1988)</b> Part no. N 0438543
<b>Fuel / exhaust system</b>
<b>Exhaust pipe (1987-1988)</b> Part no. 95911117801*
<b>Transmission</b>
<b>Cylindrical-head screw M12 x 80 (1987-1988)</b> Part no. 90006726802
<b>Adjusting ring (1987-1988)</b> Part no. 91533226512
<b>Bush 12 x 14 x 15 (1987-1988)</b> Part no. 99992402600
<b>Front axle, steering</b>
<b>Washer 10.5 (1987-1988)</b> Part no. 90002500804*
<b>Rubber bearing (1987-1988)</b> Part no. 95934126208
<b>Level control unit (1987-1988)</b> Part no. 95935861501*
<b>Level control unit (1987-1988)</b> Part no. 95935861700*
<b>Grease for grease gun (1987-1988)</b> Part no. PCG04311000*
<b>Rear axle</b>
<b>Washer 10.5 (1987-1988)</b> Part no. 90002500804*

<b>Wheels, brakes</b>
<b>Washer 10.5 (1987-1988)</b> Part no. 90002500804*
<b>Tyre pressure gauge with leather pouch</b> Part no. 91172220200*
<b>Warning contact rear (1987-1988)</b> Part no. 95961231202*
<b>Wheel nut in aluminium (1987-1988)</b> Part no. 99918200336
<b>Hand lever / pedal assembly</b>
<b>Washer 10.5 (1987-1988)</b> Part no. 90002500804*
<b>Rubber pad (1987-1988)</b> Part no. 91442321000
<b>Bodyshell</b>
<b>Washer 10.5 (1987-1988)</b> Part no. 90002500804*
<b>Spring washer B8 (1987-1988)</b> Part no. 90002701503*
<b>Original Porsche Crest for the Porsche 911, 924, 944, 928, 968, 959 and 964 (1987-1988)</b> Part no. 90155921026*
<b>Tension wire (1987-1988)</b> Part no. 91155556100
<b>Attachment strip, left (1987-1988)</b> Part no. 95950504100*
<b>Attachment strip, right (1987-1988)</b> Part no. 95950504200*
<b>Cover for trim panel (1987-1988)</b> Part no. 95950513100*
<b>Cable holder (1987-1988)</b> Part no. 99965122740
<b>Electrical equipment</b>
<b>Spring washer B8 (1987-1988)</b> Part no. 90002701503*

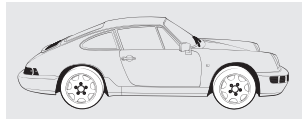
\*Refer also to the image section from p. 48 to p. 72



# 964

## 1989–1994

Examples produced **63,762**  
Part numbers available **5,900**



### Engine

**Motoroil 10W-60, 1 litre (1989–1994)**  
Part no. 00004320930\*

**Motoroil 10W-60, 5 litres (1989–1994)**  
Part no. 00004320931\*

**Washer 10.5 (1989–1994)**  
Part no. 90002500804\*

**Microswitch (1989–1994; M64.01)**  
Part no. 91160601903\*

**Gasket set for valve cover (1989–1994)**  
Part no. 93010590201\*

**Oil return pipe, split (1989–1994)**  
Part no. 93010704001

**Red oil filter (1989–1994; M64.01-03)**  
Part no. 93010776403\*

**Spacer sleeve 65.8 mm (1992–1994; Turbo only)**  
Part no. 93011043601\*

**Crankshaft (1989–1994)**  
Part no. 96410202104

**Chain tensioner cover, left (1989–1994)**  
Part no. 96410510701

**Chain tensioner cover, right (1989–1994)**  
Part no. 96410510801

**Fan housing for engine type M64.01/02/03 (1989–1994)**  
Part no. 96410666703

**Throttle housing (1993–1994; Turbo only)**  
Part no. 96411025020\*

**Oil hose (1989–1994)**  
Part no. 96420724702

**Oil pump (1989–1994)**  
Part no. 99610700870

**Hexagon nut M10 (1989–1994)**  
Part no. N 10155210\*

### Fuel / exhaust system

**Turbocharger (1991–1994)**  
Part no. 93012300302\*

**Diaphragm valve for fuel tank breather (1989–1994)**  
Part no. 94411042900

**Exhaust system cover (1989–1994)**  
Part no. 96421121303

**Clamp (1989–1994)**  
Part no. 96435655500

**Fuel pump (1989–1994)**  
Part no. 96462010400

### Transmission

**Washer 10.5 (1989–1994)**  
Part no. 90002500804\*

**Cylindrical-head screw M12 × 80 (1989–1994)**  
Part no. 90006726802

**Holder (1989–1990)**  
Part no. 91160713100

**Gear shift rod (1991–1994)**  
Part no. 96430310906

**Eccentric bushing (1989–1990)**  
Part no. 96430323000

**Guide sleeve (1989–1994)**  
Part no. 96430403102\*

**Bush 12 × 14 × 15 (1989–1994)**  
Part no. 99992402600

### Front axle, steering

**Washer 10.5 (1989–1994)**  
Part no. 90002500804\*

**Joint fork (1989–1994)**  
Part no. 96434705804

**Carrera 4 drive shaft (1989–1994)**  
Part no. 96434903823

**Sports steering wheel in black leather (without airbag) (1989–1994)**  
Part no. 000043162008YR

**Sports steering wheel in black leather (without airbag) (1989–1990)**  
Part no. 968347084008YR\*

**Grease for grease gun (1989–1994)**  
Part no. PCG04311000\*

### Rear axle

**Clamp (1989–1994)**  
Part no. 113411333

**Washer 10.5 (1989–1994)**  
Part no. 90002500804\*

**Protective tube (1989–1990)**  
Part no. 96433350201

**ABS speed sensor (1989–1994; not for Turbo)**  
Part no. 96460640202

### Wheels, brakes

**Tyre pressure gauge with leather pouch (1989–1994)**  
Part no. 91172220200\*

**Wheel nut in aluminium (1989–1994)**  
Part no. 99918200336

**Decorated hub cap in Platinum Metallic (1989–1994)**  
Part no. 477601051G\*

**Damping mat 1,000 × 500 × 2.3 mm**  
Part no. PCG55690200\*

### Hand lever / pedal assembly

**Washer 10.5 (1989–1994)**  
Part no. 90002500804\*

**Rubber pad (1989–1994)**  
Part no. 91442321000

**Rubber sleeve (1989–1994)**  
Part no. 96442429202

**Brake light switch (1989–1994)**  
Part no. 96461330100

**Hexagon nut M10 (1989–1994)**  
Part no. N 10155210\*

### Bodyshell

**Washer 10.5 (1989–1994)**  
Part no. 90002500804\*

**Original Porsche Crest for the Porsche 911, 924, 944, 928, 968, 959 and 964 (1989–1994)**  
Part no. 90155921026\*

**Door seal frame, left/right (1989–1994)**  
Part no. 91153109503

**Tension wire (1989–1994)**  
Part no. 91155556100

**Mirror housing, left (1989–1991)**  
Part no. 91173104303\*

**Mirror housing, right (1989–1991)**  
Part no. 91173104403\*

**Mirror base for Speedster (1992–1994)**  
Part no. 91173122100\*

**Mirror base, left (1989–1991)**  
Part no. 91173124102\*

**Mirror base, right (1989–1991)**  
Part no. 91173128802\*

**Underbody panelling, front (1989–1994)**  
Part no. 96450412701\*

**Bearing block (1990–1994)**  
Part no. 96456143100

**Fan (1989–1994)**  
Part no. 96462403501\*

**Seat belt (1990–1993)**  
Part no. 96480390200

**'turbo 3.6' logo (1993–1994)**  
Part no. 96555922100

**Grille (1989–1994)**  
Part no. 99355941100\*

**Heating cover (1989–1994)**  
Part no. 99357240300\*

**Light frame, left (1989–1994)**  
Part no. 96450305501GRV

**Light frame, right (1989–1994)**  
Part no. 96450305601GRV

**Mirror housing, prime coated (1992–1994)**  
Part no. 96573124300G2L

**Hexagon nut M10 (1989–1994)**  
Part no. N 10155210\*

### Electrical equipment

**Repair kit for ventilated ignition distributor (1989–1994)**  
Part no. 00004320252

**Blade receptacle with latching tongue (1989–1994)**  
Part no. 111971959

**Water tank with cap (1989–1994)**  
Part no. 96452807302\*

**Wiper arm (1989–1994)**  
Part no. 96462802801

**Reflector panel (1989–1994)**  
Part no. 96463115901\*

**Taillight, left (1989–1994)**  
Part no. 96463190702\*

**Taillight, right (1989–1994)**  
Part no. 96463190802\*

**Spark plug WR4 DPO for Turbo 3.3 (1991–1994;M30.69)**  
Part no. 99917018690

**Switch in satin black for power windows (1989–1994)**  
Part no. 9646136210101C\*

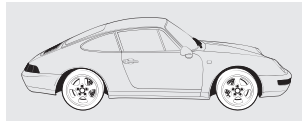
### Accessories / miscellaneous

**Car cover (without spoiler, with exterior mirrors left/right) (1989–1994)**  
Part no. 00004320201

# 993

## 1994–1998

Examples produced **68,881**  
Part numbers available **6,600**



### Engine

**Motoroil 10W-60, 1 litre (1994–1998)**  
Part no. 00004320930\*

**Motoroil 10W-60, 5 litres (1994–1998)**  
Part no. 00004320931\*

**Washer 10.5 (1994–1998)**  
Part no. 90002500804\*

**Oil return pipe, split (1994–1998)**  
Part no. 93010704001

**Chain tensioner cover, left (1994–1998)**  
Part no. 96410510701

**Chain tensioner cover, right (1994–1998)**  
Part no. 96410510801

**Piston and cylinder set (596-604 G) (1997–1998) Carrera**  
Part no. 99310391533\*

**Piston and cylinder set (584-592 G) (1997–1998) Turbo**  
Part no. 99310391559

**Front engine cover (1994–1998)**  
Part no. 99310628507

**Throttle body (1994–1998)**  
Part no. 99311012506

**Hexagon nut M10 (1994–1998)**  
Part no. N 10155210\*

### Fuel / exhaust system

**Clamp (1994–1998)**  
Part no. 96435655500

**Fuel pump (1994–1998)**  
Part no. 96462010400

### Transmission

**Washer 10.5 (1994–1998)**  
Part no. 90002500804\*

**Flange for intake tube (1994–1998)**  
Part no. 99311606500

**Clutch repair kit (1994–1998)**  
Part no. 99311691101

**Bush 12×14×15 (1994–1998)**  
Part no. 99992402600

### Front axle, steering

**Washer 10.5 (1994–1998)**  
Part no. 90002500804\*

**Steering gear cross strut (1995–1998) Carrera RS**  
Part no. 96434304200

**Cross member (1995–1998)**  
Part no. 99334110105

**Shock absorber – Bilstein, front axle, left (1994–1998)**  
Part no. 99334304140

**Shock absorber – Bilstein, front axle, right (1994–1998)**  
Part no. 99334304240

**Shock absorber – Bilstein, front axle, left (1994–1998) M030 and Turbo**  
Part no. 99334304139

**Shock absorber – Bilstein, front axle, right (1994–1998) M030 and Turbo**  
Part no. 99334304239

**Heat control box (1994–1998)**  
Part no. 99357208701\*

### Rear axle

**Clamp (1994–1998)**  
Part no. 113411333

**Cross member (1994–1998)**  
Part no. 99333113106\*

**Shock absorber – Bilstein, rear axle, left/right (1994–1998)**  
Part no. 99333305138

**Shock absorber – Bilstein, rear axle, left/right (1994–1998) M030 and Turbo**  
Part no. 99333305139

**Tyre pressure gauge with leather pouch (1994–1998)**  
Part no. 91172220200\*

**Wheel nut in aluminium (1994–1998)**  
Part no. 99918200336

**Turbo hub cap (1995–1998)**  
Part no. 9933613030261M\*

**Damping mat 1,000×500×2.3 mm (1994–1998)**  
Part no. PCG55690200\*

### Hand lever / pedal assembly

**Rubber pad (1994–1998)**  
Part no. 91442321000

**Rubber sleeve (1994–1998)**  
Part no. 96442429202

**Brake light switch (1994–1998)**  
Part no. 96461330100

**Parking brake cable (1994–1998)**  
Part no. 99342455105

**Hexagon nut M10 (1994–1998)**  
Part no. N 10155210\*

### Bodyshell

**Roof spoiler with additional brake light (1994–1998)**  
Part no. 00004480012

**Washer 10.5 (1994–1998)**  
Part no. 90002500804\*

**Tension wire (1994–1998)**  
Part no. 91155556100

**Underbody panelling, front (1994–1998)**  
Part no. 96450412701\*

**Bearing block (1994–1998)**  
Part no. 96456143100

**Fan (1994–1998)**  
Part no. 96462403501\*

**Air intake grille (1994–1998)**  
Part no. 99350555100

**Grille (1994–1998)**  
Part no. 99355941100\*

**Heating cover (1994–1998)**  
Part no. 99357240300\*

**Air intake with side light, left (1994–1998)**  
Part no. 99363198000\*

**Air intake with side light, right (1994–1998)**  
Part no. 99363198001\*

**Rear-view mirror, auto-dimming (1994–1998)**  
Part no. 99373198200

**Original Porsche Crest for the (1994–1998)**  
Part no. 99655921101\*

**Mirror housing, prime coated (1994–1998)**  
Part no. 96573124300G2L

**Air intake grille, prime coated (1995–1998; Turbo only)**  
Part no. 99351233303G2X

**Rear spoiler (1995–1998; Turbo only)**  
Part no. 99351251100G2X

**Hood drive mechanism (1994–1998)**  
Part no. 9935610450370B

### Electrical equipment

**Repair kit for ventilated ignition distributor (1994–1998)**  
Part no. 00004320252

**Washer 10.5 (1994–1998)**  
Part no. 90002500804\*

**Handheld transmitter, 433 Mhz (1994–1995)**  
Part no. 99361825901

**Additional brake light (1994–1998)**  
Part no. 99363106000

**Front fog light, left (1994–1998)**  
Part no. 99363108100\*

**Front fog light, right (1994–1998)**  
Part no. 99363108200\*

**Retrofit kit for rain sensor (1994–1998)**  
Part no. 99661298100

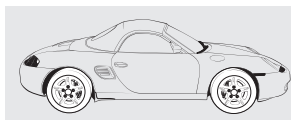
**Switch in satin black for power windows (1994–1998)**  
Part no. 9646136210101C\*

**Rear wiper switch in satin black (1994–1998)**  
Part no. 9936131290101C\*

# 986

## 1997–2004

Examples produced **164,874**  
Part numbers available **8,400**



### Engine

**Water pump (1997–2004)**  
Part no. 99610601157

**Oil pump (1997–2004)**  
Part no. 99610701261

**Air filter (1997–2004)**  
Part no. 99611013104\*

**Filter frame (1997–2004)**  
Part no. 99611013301


<b>Air mass flow sensor (1997–1999)</b> Part no. 99660612300*
<b>Fan (1997–2004)</b> Part no. 99662413500*
<b>Fuel / exhaust system</b>
<b>Sports exhaust system (1999–2002)</b> Part no. 00004420012
<b>Fuel filter (1997–2001)</b> Part no. 99611025301
<b>Active carbon filter (1997–2004)</b> Part no. 99620122108
<b>Fuel pump (1997–2001)</b> Part no. 99662010200
<b>Rear axle</b>
<b>Drive shaft (1999–2004)</b> Part no. 98633202414
<b>Wheels, brakes</b>
<b>Tyre pressure gauge with leather pouch (1997–2004)</b> Part no. 91172220200*
<b>Brake pad repair set (1997–2004)</b> Part no. 98635193915
<b>Set of brake pads (1997–2004)</b> Part no. 98635299501
<b>Brake pad repair set (1997–2004)</b> Part no. 99635294903
<b>Wheel nut in aluminium (1997–2004)</b> Part no. 99918200336
<b>Hand lever / pedal assembly</b>
<b>Gearshift knob (2000–2004)</b> Part no. 99642407505EVZ
<b>Tiptronic shift knob, black (1997–2004)</b> Part no. 99642606905EKQ*
<b>Bodyshell</b>
<b>Retrofit kit for wind deflector, Boxster (1997–2004)</b> Part no. 00004480078
<b>Window lift, left (1997–2004)</b> Part no. 99654207504*
<b>Window lift, right (1997–2004)</b> Part no. 99654207604
<b>Original Porsche Crest for the Porsche 993, 986 and 996 (1997–2004)</b> Part no. 99655921101*
<b>Particulate filter (1997–2004)</b> Part no. 99657221902

<b>Seat belt buckle, driver's side (1997–2004)</b> Part no. 99680318309*
<b>Disc, ready-primed, left (2003–2004)</b> Part no. 98650553300G2X*
<b>Disc, ready-primed, right (2003–2004)</b> Part no. 98650553400G2X*
<b>Wind deflector in satin black, left (1997–2004)</b> Part no. 9865615830001C
<b>Wind deflector in satin black, right (1997–2004)</b> Part no. 9865615840001C*
<b>Electrical equipment</b>
<b>Retrofit kit for direction indicator (1997–2004)</b> Part no. 00004490080
<b>Retrofit kit for rain sensor (1997–2004)</b> Part no. 99661298100

# 996

## 1998–2005

Examples produced **175,262**  
Part numbers available **13,500**



<b>Engine</b>
<b>Washer 10.5 (1999–2005)</b> Part no. 90002500804*
<b>Cylindrical pin (1998–2005)</b> Part no. 99610437600
<b>Water pump (1998–2005)</b> Part no. 99610601157
<b>Water pump (1999–2005)</b> Part no. 99610601177
<b>Oil pump (2001–2005)</b> Part no. 99610700870
<b>Oil pump (1998–2005)</b> Part no. 99610701260
<b>Suction jet pump (2001)</b> Part no. 99611017050
<b>Rubber sleeve on air filter (1999–2005)</b> Part no. 99611062192

<b>Hose to throttle body (2001–2005)</b> Part no. 99611065372
<b>Hose for air pump (1998–1999)</b> Part no. 99611323955
<b>Air mass flow sensor (1998–1999)</b> Part no. 99660612300*
<b>Fan (1998–2005; GT3)</b> Part no. 99662413500*
<b>Fuel / exhaust system</b>
<b>Sports exhaust system (1998–2005)</b> Part no. 00004420021*
<b>Oxygen sensor (2000–2005)</b> Part no. 99360611801
<b>Fuel filter (1998–2001)</b> Part no. 99611025301
<b>Tailpipe (1998–2001)</b> Part no. 99611125155*
<b>Active carbon filter (1998–2005)</b> Part no. 99620122108
<b>Fuel pump (1998–2001)</b> Part no. 99662010200
<b>Fuel pump (1999–2005)</b> Part no. 99662010390
<b>Suction jet pump (1998–2005)</b> Part no. 99662011300
<b>Front axle, steering</b>
<b>Pump carrier (1999–2005)</b> Part no. 99631409104
<b>Rear axle</b>
<b>Shock absorber – Bilstein (1999–2002)</b> Part no. 99633305191
<b>Wheels, brakes</b>
<b>Tyre pressure gauge with leather pouch (1998–2005)</b> Part no. 91172220200*
<b>Fixed caliper without lining, left (1998–2005)</b> Part no. 99635142501*
<b>Fixed caliper without lining, right (1998–2005)</b> Part no. 99635142601*
<b>Brake pad repair set (1998–2005)</b> Part no. 99635294903
<b>Parking brake cable (2001–2005)</b> Part no. 99642414110
<b>Holder (1999)</b> Part no. 99660630100
<b>Wheel nut in aluminium (1998–2005)</b> Part no. 99918200336

<b>Hand lever / pedal assembly</b>
<b>Gearshift knob (1998–2002)</b> Part no. 99642407505EVZ
<b>Bodyshell</b>
<b>Washer 10.5 (1998–2005)</b> Part no. 90002500804*
<b>Intake tube for air filter (2001–2005)</b> Part no. 99611014171
<b>Window lift, left (1998–2005)</b> Part no. 99654207504*
<b>Window lift, right (1998–2005)</b> Part no. 99654207604*
<b>Original Porsche Crest for the Porsche 993, 986 and 996 (1998–2005)</b> Part no. 99655921101*
<b>'911' logo Millennium special edition (2000)</b> Part no. 99655923705*
<b>'911' logo 40 Years special edition (2004)</b> Part no. 99655923711*
<b>Particulate filter (1998–2005)</b> Part no. 99657221902
<b>Seat belt buckle, driver's side (1998–2005)</b> Part no. 99680318309*
<b>Electrical equipment</b>
<b>Retrofit kit for direction indicator (1998–2005)</b> Part no. 00004490080
<b>Retrofit kit for rain sensor (1998–2005)</b> Part no. 99661298100
<b>Taillight casing, left (1998)</b> Part no. 99663143301

# Accessories

## All models

**Porsche Classic Radio Navigation System for Europe (1965–1998)**  
Part no. **91164529000\***

**Porsche Classic Radio Navigation System for North America (1965–1998; USA / Canada)**  
Part no. **91164529100\***

**Rotary knob for radio navigation system, Classic**  
Part no. **91164529300**

**Rotary knob for radio navigation system, Standard**  
Part no. **91164529500**

**GPS aerial for radio navigation system**  
Part no. **91164220500**

**Microphone for radio navigation system**  
Part no. **91164220700**

**Multimedia interface for radio navigation system**  
Part no. **91164221300**

**Retaining frame for radio navigation system**  
Part no. **91164529700**

**Brand world champion 1969 sticker**  
Part no. **91170110300\***

**Brand world champion 1969, 1970 sticker**  
Part no. **91170110301\***

**Brand world champion 1969, 1970, 1971 sticker**  
Part no. **91170110302\***

**Brand world champion 1972, 1973 sticker**  
Part no. **91170110304\***

**World Champion 1969 sticker**  
Part no. **91170110320\***

**World Champion 1969, 1970 sticker**  
Part no. **91170110321\***

**World Champion 1969, 1970, 1971 sticker**  
Part no. **91170110322\***

**World Champion 1972, 1973 sticker**  
Part no. **91170110324\***

**World Champion 1976 sticker 1976**  
Part no. **91170110328\***

**Can-Am & Interserie 1972 & 1973 sticker**  
Part no. **91170110901\***

**Grease gun**  
Part no. **PCG14311000\***

**'Porsche Classic' licence plate carrier**  
Part no. **PCG70120100\***

**'Porsche Classic' first aid kit**  
Part no. **PCG80070200\***

**5-litre fuel canister**  
Part no. **PCG80070300\***

**Porsche Classic warning triangle**  
Part no. **PCG86025100\***

**Porsche Classic Car Care Set<sup>1)</sup>**  
Part no. **PCG90101040\***

**Microfibre cloth<sup>1)</sup>**  
Part no. **PCG90101140\***

**Wax pad<sup>1)</sup>**  
Part no. **PCG90101240\***

**Cleaner clay<sup>1)</sup>**  
Part no. **PCG90101340\***

**Polish<sup>1)</sup>**  
Part no. **PCG90101440\***

**Wax<sup>1)</sup>**  
Part no. **PCG90101540\***

**Chamois leather<sup>1)</sup>**  
Part no. **PCG90102040\***

**Three-piece sponge set<sup>1)</sup>**  
Part no. **PCG90102140\***

**Car shampoo<sup>1)</sup>**  
Part no. **PCG90102240\***

**Wheel cleaner<sup>1)</sup>**  
Part no. **PCG90102340\***

**Wheel cleaner with brush set<sup>1)</sup>**  
Part no. **PCG04400086\***

**Plastic cleaner<sup>1)</sup>**  
Part no. **PCG90103040\***

**Tyre cleaner<sup>1)</sup>**  
Part no. **PCG90103140\***

**Window cleaner<sup>1)</sup>**  
Part no. **PCG90103240\***

## Important note on replacing shock absorbers for the Porsche 911, Type 993 (1994-1998)

As the shock absorbers originally fitted as standard to the chassis of the models listed below are no longer available from the supplier, defective shock absorbers will, in the event of a repair, be exchanged for shock absorbers of non-identical design.

Shock absorbers must always be exchanged in axle sets or – depending on the vehicle equipment specification – in complete sets (front and rear axle).

For further information (technical installation instructions) or any additional attachment parts that might be required, please consult your Porsche Classic Partner or Porsche Centre.

Vehicle models:  
911 Carrera / 911 Carrera S  
911 Carrera 4 / 911 Carrera 4S  
911 Targa / 911 Turbo

## Couldn't find the right part?

At [www.porsche.com/classic](http://www.porsche.com/classic), you will regularly find new information on product highlights, reissues and accessories – simply click on your model.

If the original part that you want is not available from your Porsche Classic Partner or Porsche Centre, please let us know using the feedback form on our website. You will find this form in any of the subcategories under 'Genuine Parts'.

Information on availability and fitment compatibility and approval in different countries can be obtained from your Porsche Centre.

\*Refer also to the image section from p. 48 to p. 72  
<sup>1)</sup> Available in all countries except Russia and China

Porsche strongly recommends the use of genuine Porsche parts and accessories for your vehicle. These are available from your Porsche Centre, who will be pleased to advise you. Porsche cannot accept liability for damage caused by the use of replacement parts or accessories which are not approved by Porsche.

Even if a potential supplier has been granted general type approval for accessories or parts, the use of such parts may affect the safety of the vehicle. Porsche is not able to check non-original parts because of the large number of products which are offered on the aftermarket. Please note that your vehicle warranty can also be affected if parts are used which are not formally approved by Porsche. Porsche reserves the right to alter specifications and other product information without notice. Colours and materials may differ from those illustrated. Errors and omissions excepted.

The availability of equipment and options may vary from market to market due to local restrictions and regulations.

© Dr. Ing. h.c. F. Porsche AG, 2016. All text, images and other information in this publication are subject to the copyright of Dr. Ing. h.c. F. Porsche AG.

Any reproduction, duplication or other use is prohibited without the prior written consent of Dr. Ing. h.c. F. Porsche AG.

Porsche, the Porsche Crest, 911, Carrera, Boxster, Tiptronic and other marks are registered trademarks of Dr. Ing. h.c. F. Porsche AG.

Dr. Ing. h.c. F. Porsche AG supports the use of paper from sustainable forests. The paper for this brochure is certified in accordance with the strict regulations of the PEFC (Programme for the Endorsement of Forest Certification).

Dr. Ing. h.c. F. Porsche AG  
Porscheplatz 1  
70435 Stuttgart  
Germany  
[www.porsche.com](http://www.porsche.com)

Edition: 05/16  
Printed in Germany  
WSLU7001002710 EN/WW  
**[www.porsche.com/classic](http://www.porsche.com/classic)**

